



[technical data]



Peacepipe 169cm

Sidecut: 146-110-134mm • Standard Mounting Point: 718mm • Radius: 14.43M

Who Would Ride It-

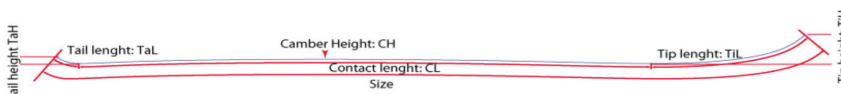
You love being out of bounds, charging big open slopes in deep snow. Sometimes this means you climb but you love that too. Your ski needs to be strong and solid on windblown hard sections and even groomers when you're skiing runouts. You want the most versatile wide ski you can get. Most of all you want the ultimate tool for going fast on the steeps and in the deep. Speed Range: 7-10

Features-

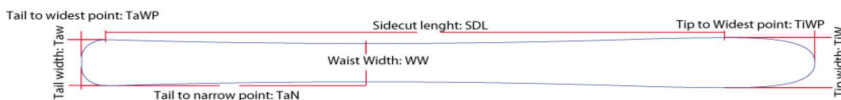
The 115mm waist and 14.43M turn radius provide the best planing and turn shape for actually carving turns in powder and soft spring velvet. The Pow Camber has the most early rise and reverse sidecut in the tip for effortless, catch-free skiing in all snow conditions, even heavy crud. The Razor Cut sidecut gives this wide ski incredible edge grip on the hardest snow.

Dimensions:

Camber:	Tal	TiL	CL	TaH	TiH	CH
	60	359	1271	20	76	11.3



Sidecut:	TaW	TiW	WW	TaWP	TiWP	TaN	SDL
	134	146	110	60	199	663	1431



Direct to You.
rampsports.com . 888.406.0567
2750 Rasmussen Rd . Park City, UT 84098



[technical data]



Peacepipe 179cm

Sidecut: 146-112-134mm • Standard Mounting Point: 758mm • Radius: 17.46M

Who Would Ride It-

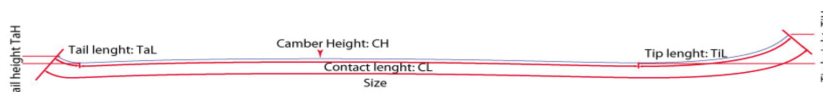
You love being out of bounds, charging big open slopes in deep snow. Sometimes this means you climb but you love that too. Your ski needs to be strong and solid on windblown hard sections and even groomers when you're skiing runouts. You want the most versatile wide ski you can get. Most of all you want the ultimate tool for going fast on the steeps and in the deep. Speed Range: 7-10

Features-

The 115mm waist and 17.46M turn radius provide the best planing and turn shape for actually carving turns in powder and soft spring velvet. The Pow Camber has the most early rise and reverse sidecut in the tip for effortless, catch-free skiing in all snow conditions, even heavy crud. The Razor Cut sidecut gives this wide ski incredible edge grip on the hardest snow.

Dimensions:

Camber:	TaL	TiL	CL	TaH	TiH	CH
	60	381	1349	20	81	12



Sidecut:	TaW	TiW	WW	TaWP	TiWP	TaN	SDL
	134	146	112	60	211	686	1519



Direct to You.
 rampsports.com • 888.406.0567
 2750 Rasmussen Rd • Park City, UT 84098



[technical data]



Peacepipe 189cm

Sidecut: 146-115-134mm • Standard Mounting Point: 800mm • Radius: 21.93m

Who Would Ride It-

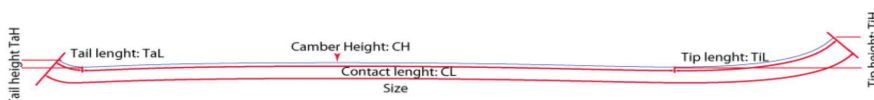
You love being out of bounds, charging big open slopes in deep snow. Sometimes this means you climb but you love that too. Your ski needs to be strong and solid on windblown hard sections and even groomers when you're skiing runouts. You want the most versatile wide ski you can get. Most of all you want the ultimate tool for going fast on the steeps and in the deep. Speed Range: 7-10

Features-

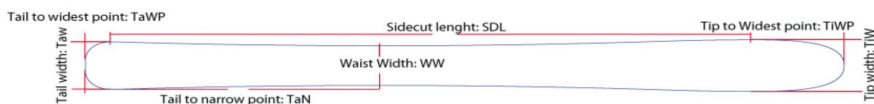
The 115mm waist and 21.93M turn radius provide the best planing and turn shape for actually carving turns in powder and soft spring velvet. The Pow Camber has the most early rise and reverse sidecut in the tip for effortless, catch-free skiing in all snow conditions, even heavy crud. The Razor Cut sidecut gives this wide ski incredible edge grip on the hardest snow.

Dimensions:

Camber:	TaL	TiL	CL	TaH	TiH	CH
	60	400	1430	20	85	12



Sidecut:	TaW	TiW	WW	TaWP	TiWP	TaN	SDL
	134	146	115	60	220	719	1610



Direct to You.
rampsports.com • 888.406.0567
2750 Rasmussen Rd . Park City, UT 84098