



# [ technical data ]



## Chickadee 149cm

Sidecut: 123-90-111 • Standard Mounting Point: 665mm • Radius: 14.79m

### Who Would Ride It-

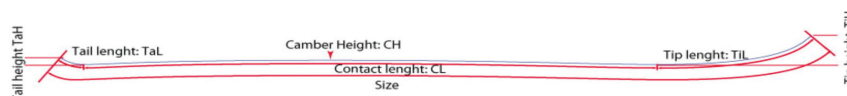
You're a speedy chick and you're favorite place to fly is on groomers, but you like to spread your wings in the trees and pow as well. Even bumps don't ruffle your feathers. Speed Range: 6-10

### Features-

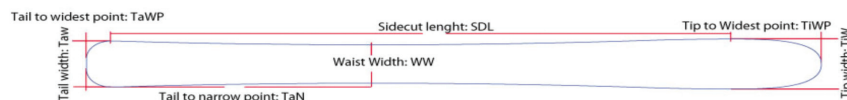
A 90mm waist is the best shape for versatility leaning toward groomers. The 65%-35% Camber provides a catch-free tip that can hook up and carve like a race ski. At 90mm the Chickadee can also handle soft snow and pow with ease. The Razor Cut sidecut gives this medium-wide ski incredible edge grip on the hardest snow.

### Dimensions:

Camber:	TaL	TiL	CL	TaH	TiH	CH
	60	191	1239	20	46.9	9.4



Sidecut:	TaW	TiW	WW	TaWP	TiWP	TaN	SDL
	111	123	90	60	102	635	1328



### Direct to You.

rampsports.com • 888.406.0567  
2750 Rasmussen Rd . Park City, UT 84098



# [ technical data ]



## Chickadee 159cm

Sidecut: 123-90-111 • Standard Mounting Point: 708mm • Radius: 17m

### Who Would Ride It-

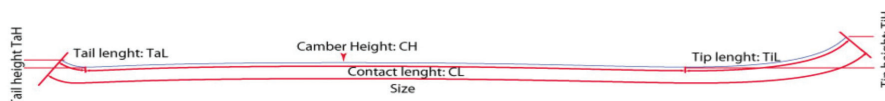
You're a speedy chick and you're favorite place to fly is on groomers, but you like to spread your wings in the trees and pow as well. Even bumps don't ruffle your feathers. Speed Range: 6-10

### Features-

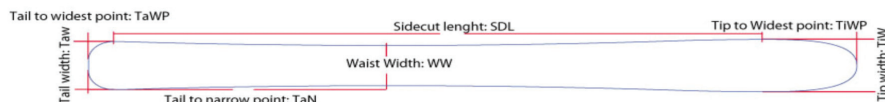
A 90mm waist is the best shape for versatility leaning toward groomers. The 65%-35% Camber provides a catch-free tip that can hook up and carve like a race ski. At 90mm the Chickadee can also handle soft snow and pow with ease. The Razor Cut sidecut gives this medium-wide ski incredible edge grip on the hardest snow.

### Dimensions:

Camber:	TaL	TiL	CL	TaH	TiH	CH
	60	205	1325	20	50.2	10



Sidecut:	TaW	TiW	WW	TaWP	TiWP	TaN	SDL
	111	123	90	60	109	675	1421



### Direct to You.

rampsports.com • 888.406.0567  
2750 Rasmussen Rd . Park City, UT 84098



## [ technical data ]



### Chickadee 169cm

Sidecut: 123-90-111 • Standard Mounting Point: 752mm • Radius: 19.53m

#### Who Would Ride It-

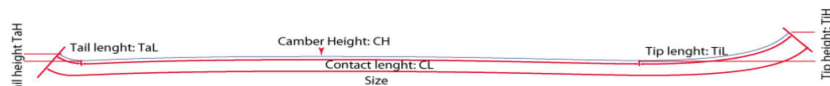
You're a speedy chick and you're favorite place to fly is on groomers, but you like to spread your wings in the trees and pow as well. Even bumps don't ruffle your feathers. Speed Range: 6-10

#### Features-

A 90mm waist is the best shape for versatility leaning toward groomers. The 65%-35% Camber provides a catch-free tip that can hook up and carve like a race ski. At 90mm the Chickadee can also handle soft snow and pow with ease. The Razor Cut sidecut gives this medium-wide ski incredible edge grip on the hardest snow.

#### Dimensions:

Camber:	TaL	TiL	CL	TaH	TiH	CH
	60	218	1412	20	53.4	10.7



Sidecut:	TaW	TiW	WW	TaWP	TiWP	TaN	SDL
	111	123	90	60	116	715	1514



**Direct to You.**  
rampsports.com • 888.406.0567  
2750 Rasmussen Rd . Park City, UT 84098



# [ technical data ]



## Chickadee 179cm

Sidecut: 123-90-111 • Standard Mounting Point: 801mm • Radius: 22m

### Who Would Ride It-

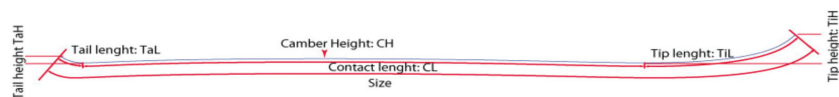
The faster you go the more hysterically happy you get. The only thing holding you back is your clothes flapping. You go early for virgin cord and when most people arrive, you've already had a full day's vert. Speed Range: 7-10

### Features-

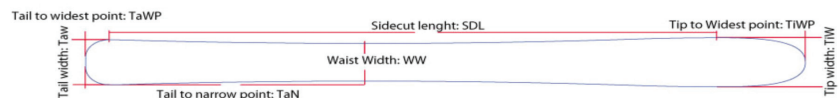
The most modern version of this ski is wider and at 80mm under foot it's rock solid, stable, grippy and even handles softer snow when you're in it. The 80%-20% Camber is designed for hard-snow, high-speed hookup. The Razor Cut sidecut gives this carving ski the best possible edge grip on the hardest snow.

#### Dimensions:

Camber:	TaL	TiL	CL	TaH	TiH	CH
	60	232	1498	20	56.7	11.3



Sidecut:	TaW	TiW	WW	TaWP	TiWP	TaN	SDL
	111	123	90	60	123	756	1607



Direct to You.  
rampsports.com • 888.406.0567  
2750 Rasmussen Rd . Park City, UT 84098