

PRODUCTS 2015|16



# CONTENT.

INTRODUCTION \_\_\_\_\_ 4

SKI SEGMENTATION \_\_\_\_\_ 6

TECHNOLOGY \_\_\_\_\_ 8

PISTE \_\_\_\_\_ 14

RX \_\_\_\_\_ 14

ALL MOUNTAIN PISTE \_\_\_\_\_ 16

CPM \_\_\_\_\_ 18

MX \_\_\_\_\_ 20

LX \_\_\_\_\_ 26

ALL MOUNTAIN FREERIDE \_\_\_\_\_ 28

FX \_\_\_\_\_ 30

FREERIDE \_\_\_\_\_ 34

BMX \_\_\_\_\_ 36

TOUR \_\_\_\_\_ 40

TX \_\_\_\_\_ 42

FREESTYLE \_\_\_\_\_ 48

XX \_\_\_\_\_ 50

BINDINGS \_\_\_\_\_ 56

POLES \_\_\_\_\_ 60

CLIMBING SKINS \_\_\_\_\_ 62

ACCESSORIES \_\_\_\_\_ 64

LINEUP \_\_\_\_\_ 66

IMPRINT \_\_\_\_\_ 68

3

We believe that in order to create the highest quality products, we must exceed the expectations of the most demanding users. Nowhere are the demands and stresses on ski performance greater than in professional skiing.

Our development group includes an impressive roster of professional ski athletes, engineers and designers with long resumes in the ski industry. All our skis are built to professional standards. Fundamentally, our product development philosophy is simple.


We ask the question, "What can we add to improve ski performance and what can we take away?" We strip away the gimmicks and gizmos that plague many skis and focus on functional technology.


The result: advanced and elegant ski designs that deliver uncompromising performance and make  
**KÄSTLE THE FIRST CHOICE FOR THE PASSIONATE SKIER.**

QUALITY. EXPERIENCE. PASSION.  
**KÄSTLE.**



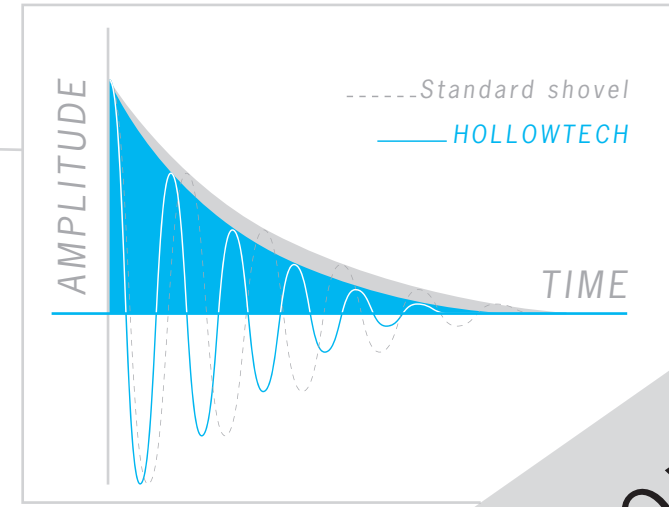
**FIND THE PERFECT KÄSTLE SKI.**  
 FOR EVERY SKIING LEVEL AND TERRAIN.





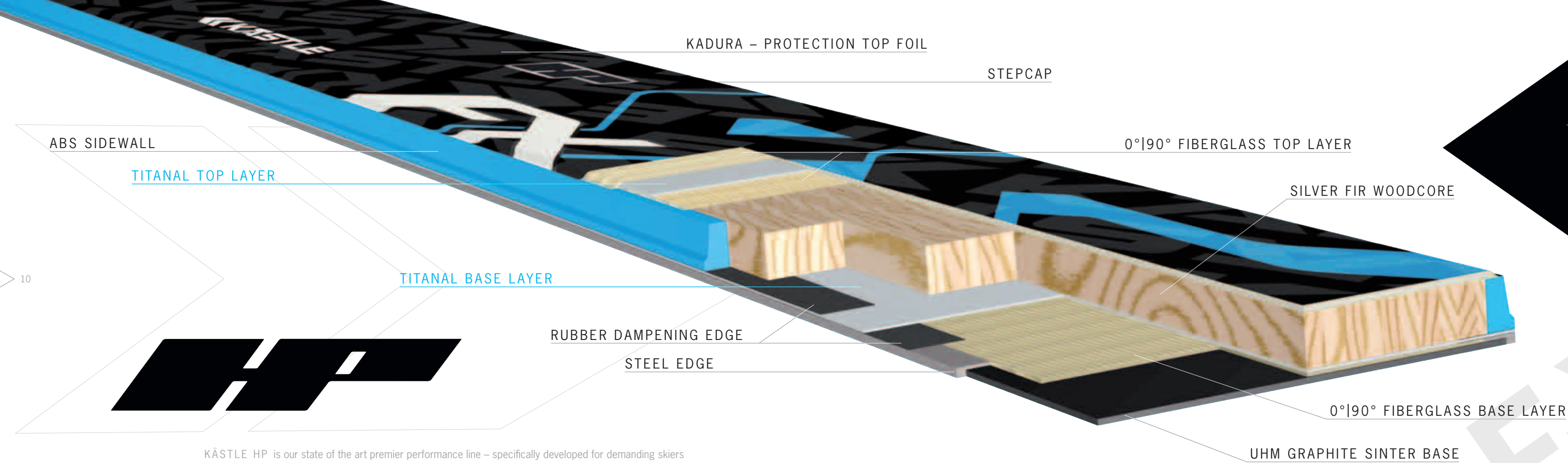
EARLY RISE making the ski easier to ski and improving floatation while HOLLOWTECH eliminating the most negative effect of rocker – the flapping of the shovel. HOLLOWTECH and EARLY RISE are a perfect combination.

HOLLOWTECH IS THE KEY TECHNOLOGY USED, GAINING PRECISION IN THE FRONT SKI BY REDUCING SHOVEL MASS. HEAVY AND UNNECESSARY LAYERS ARE CUT OUT IN THE SHOVEL AREA BY REDUCING THE AMPLITUDE UP TO 20%. THE SHOVEL RETURNS FASTER AND SWINGS LESS, WHICH MAKES THE SKIS MORE STABLE AND PRECISE.

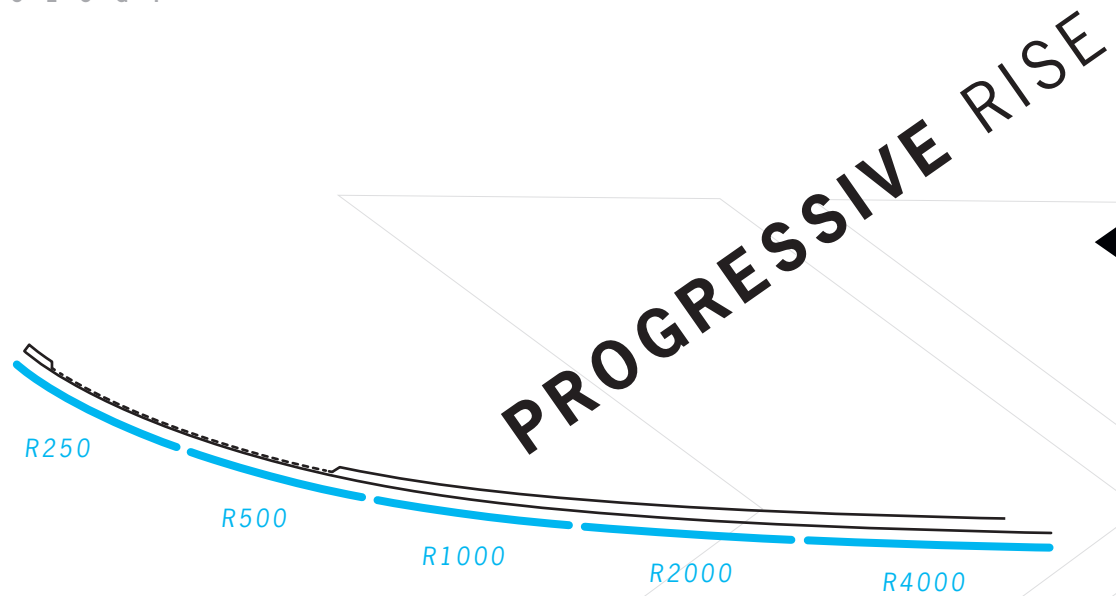


**20% HOLLOWTECH**  
REDUCED AMPLITUDE

RXICPMMIXILXITX

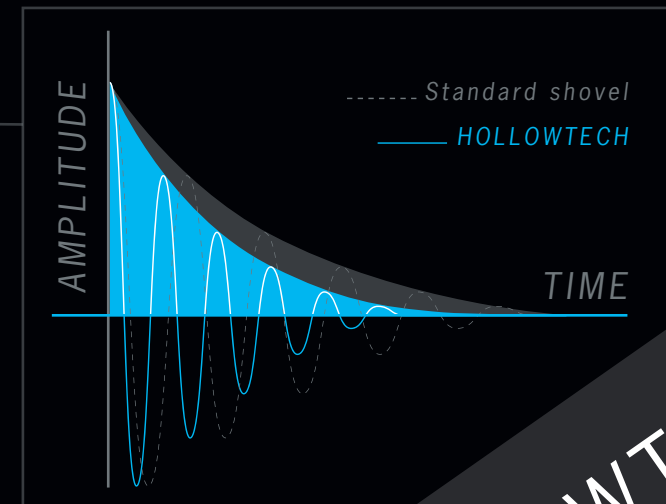


KÄSTLE HP is our state of the art premier performance line – specifically developed for demanding skiers that like to push it and need a ski that always pushes back. The combination of two-sheets of titanal and classic, KÄSTLE sandwich construction makes KÄSTLE's new FX and BMX HP lines the choice for the most discerning skiers who look for the highest performing skis.



PROGRESSIVE RISE making the ski easier to ski and improving floatation while HOLLOWTECH 2.0 eliminating the most negative effect of rocker – the flapping of the shovel. HOLLOWTECH 2.0 and PROGRESSIVE RISE are a perfect combination.

HOLLOWTECH 2.0 IS THE KEY TECHNOLOGY ADAPTED TO THE PROGRESSIVE RISE SHAPE, GAINING PRECISION IN THE FRONT SKI BY REDUCING SHOVEL MASS. HEAVY AND UNNECESSARY LAYERS ARE CUT OUT IN THE SHOVEL AREA BY REDUCING THE AMPLITUDE UP TO 30%. THE SHOVEL RETURNS FASTER AND SWINGS LESS, WHICH MAKES THE SKIS MORE STABLE AND PRECISE.



**30% HOLLOWTECH 2.0**  
REDUCED AMPLITUDE





True frontside performance with unmatched running stability.  
The precision tools from KÄSTLE.

# RX 12

ON PISTE PERFORMANCE.

ITEM NO. A036 FLAT SKI | A046 PREMOUNT PLATE

| SIDECUT     | LENGTH | G/SKI  | RADIUS | CONSTRUCTION              | FINISH                   | TECHNOLOGY        | BINDING     |
|-------------|--------|--------|--------|---------------------------|--------------------------|-------------------|-------------|
| Tip 118 mm  | 168 cm | 1790 g | 15 m   | Sandwich Sidewall Titanal | Edge Angle Base -1,0°    | Elliptical Radius | K12 Ti      |
| Waist 70 mm | 176 cm | 1900 g | 16,5 m | Sidewall ABS              | Edge Angle Side -2,0°    | Standard Camber   | K12 CTI PRO |
| Tail 100 mm | 184 cm | 2010 g | 18 m   | Woodcore Ash              | Edge Angle Effective 89° | Fast Grip Shovel  |             |
|             |        |        |        | Titanal Top Sheet 0,5 mm  |                          | Fast Grip Tail    |             |
|             |        |        |        | Titanal Base Sheet 0,8 mm |                          | HOLLOWTECH        |             |
|             |        |        |        | Base UHM Graphite Sinter  |                          |                   |             |



A modern, on piste ski with precise edge control, high-speed stability and nimble handling. The RX easily handles all on piste variables.

RX 12 THE PRECISE.





KÄSTLE's powerful precision tools.  
For the ride of your life, be it on piste or out of bounds.

CPM.MX.LX  
ALL MOUNTAIN PISTE.



For the particularly discerning all-mountain frontside skier, a ski that combines the unique properties of carbon fiber with time-tested KÄSTLE technologies.

ITEM NO. AC82C15T TIP PROTECTOR

| SIDECUT |        | LENGTH | RADIUS | CONSTRUCTION                | FINISH                   | TECHNOLOGY       | BINDING           |
|---------|--------|--------|--------|-----------------------------|--------------------------|------------------|-------------------|
| Tip     | 127 mm | 156 cm | 13 m   | Sandwich Cap Titanal Carbon | Edge Angle Base -1,0°    | Single Radius    | K12 Ti Full Black |
| Waist   | 82 mm  | 164 cm | 14,5 m | Woodcore Silver Fir         | Edge Angle Side -2,0°    | Standard Camber  |                   |
| Tail    | 109 mm | 172 cm | 16 m   | Carbon Top Layer 0,25 mm    | Edge Angle Effective 89° | Fast Grip Shovel |                   |
|         |        | 180 cm | 17,5 m | Titanal Top Layer 0,5 mm    |                          | Hook Free Tail   |                   |
|         |        |        |        | Titanal Base Layer 0,5 mm   |                          | HOLLOWTECH       |                   |
|         |        |        |        | Base UHM Graphite Sinter    |                          |                  |                   |



CPM82 THE UNIQUE.

CARBON LAYER

Crafted with carbon fiber and titanal, then torsionally synthesized in a sandwich construction, the CPM combines the lightweight, ultra-responsive characteristics of carbon fiber with nearly a century of ski-design philosophy.

MX70 THE GO-TO.

The MX70 is a playful, yet performance-oriented, frontside charger for top-to-bottom, race-inspired arcs.



ITEM NO. A206 FLAT SKI | A206P PREMOUNT PLATE

| SIDECUT     | LENGTH | G/SKI  | RADIUS | CONSTRUCTION              | FINISH                   | TECHNOLOGY        | BINDING     |
|-------------|--------|--------|--------|---------------------------|--------------------------|-------------------|-------------|
| Tip 118 mm  | 144 cm | 1435 g | 10,5 m | Sandwich Sidewall Titanal | Edge Angle Base -1,0°    | Elliptical Radius | K12 CTI PRO |
| Waist 70 mm | 152 cm | 1490 g | 12 m   | Sidewall ABS              | Edge Angle Side -2,0°    | Standard Camber   | K11 CTI PRO |
| Tail 100 mm | 160 cm | 1545 g | 13,5 m | Woodcore                  | Edge Angle Effective 89° | Fast Grip Shovel  |             |
|             | 168 cm | 1600 g | 15 m   | Titanal Top Sheet 0,5 mm  |                          | Fast Grip Tail    |             |
|             |        |        |        | Titanal Base Sheet 0,5 mm |                          | HOLLOWTECH        |             |
|             |        |        |        | Base UHM Graphite         |                          |                   |             |
|             |        |        |        |                           |                          | Sinter            |             |

| SIDECUT     | LENGTH | G/SKI  | RADIUS | CONSTRUCTION              | FINISH                   | TECHNOLOGY        | BINDING     |
|-------------|--------|--------|--------|---------------------------|--------------------------|-------------------|-------------|
| Tip 121 mm  | 160 cm | 1670 g | 14,5 m | Sandwich Sidewall Titanal | Edge Angle Base -1,0°    | Elliptical Radius | K12 CTI PRO |
| Waist 78 mm | 168 cm | 1790 g | 16 m   | Sidewall ABS              | Edge Angle Side -2,0°    | Standard Camber   | K11 CTI PRO |
| Tail 105 mm | 176 cm | 1910 g | 18 m   | Woodcore                  | Edge Angle Effective 89° | Fast Grip Shovel  |             |
|             | 184 cm | 2010 g | 20 m   | Titanal Top Sheet 0,5 mm  |                          | Fast Grip Tail    |             |
|             |        |        |        | Titanal Base Sheet 0,5 mm |                          | HOLLOWTECH        |             |
|             |        |        |        | Base UHM Graphite         |                          |                   |             |
|             |        |        |        |                           |                          | Sinter            |             |



A ski at home on ambitious on piste terrain and in variable off piste conditions.


ITEM NO. A216 FLAT SKI | A226 PREMOUNT PLATE

MX78 THE MASTER.



22 MX83 THE ALL-AROUNDER.

The MX83 is a true all-rounder.  
Rip the frontside in the morning,  
and the backside in the afternoon.



ITEM NO. A236 FLAT SKI | A246 PREMOUNT PLATE

| SIDECUT     | LENGTH | G/SKI  | RADIUS | CONSTRUCTION              | FINISH                   | TECHNOLOGY        | BINDING         |
|-------------|--------|--------|--------|---------------------------|--------------------------|-------------------|-----------------|
| Tip 125 mm  | 153 cm | 1600 g | 13 m   | Sandwich Sidewall Titanal | Edge Angle Base -1,0°    | Elliptical Radius | K13 Attack      |
| Waist 83 mm | 163 cm | 1750 g | 15,5 m | Sidewall ABS              | Edge Angle Side -2,0°    | Standard Camber   | K13 Attack Demo |
| Tail 109 mm | 173 cm | 1890 g | 18 m   | Woodcore                  | Edge Angle Effective 89° | Fast Grip Shovel  | K12 CTI PRO     |
|             | 183 cm | 2030 g | 20,5 m | Titanal Top Sheet 0,5 mm  |                          | Fast Grip Tail    | K11 CTI PRO     |
|             |        |        |        | Titanal Base Sheet 0,5 mm |                          | HOLLOWTECH        |                 |
|             |        |        |        | Base UHM Graphite Sinter  |                          |                   |                 |

SIDECUT LENGTH G/SKI RADIUS CONSTRUCTION FINISH TECHNOLOGY BINDING

|             |        |        |        |                           |                          |                   |                 |
|-------------|--------|--------|--------|---------------------------|--------------------------|-------------------|-----------------|
| Tip 128 mm  | 158 cm | 1750 g | 15 m   | Sandwich Sidewall Titanal | Edge Angle Base -1,0°    | Elliptical Radius | K16 Attack      |
| Waist 88 mm | 168 cm | 1920 g | 17,5 m | Sidewall ABS              | Edge Angle Side -2,0°    | Standard Camber   | K13 Attack      |
| Tail 113 mm | 178 cm | 2090 g | 20 m   | Woodcore                  | Edge Angle Effective 89° | Fast Grip Shovel  | K13 Attack Demo |
|             | 188 cm | 2260 g | 22,5 m | Titanal Top Sheet 0,5 mm  |                          | Fast Grip Tail    | K12 CTI PRO     |
|             |        |        |        | Titanal Base Sheet 0,5 mm |                          | HOLLOWTECH        |                 |
|             |        |        |        | Base UHM Graphite Sinter  |                          |                   |                 |



The MX88 is the modern choice to handle every imaginable condition on the mountain, in control and speed.

ITEM NO. A236 FLAT SKI | A246 PREMOUNT PLATE

23 MX88 THE EXPERT.

| SIDECUT     | LENGTH | G/SKI  | RADIUS | CONSTRUCTION              | FINISH                   | TECHNOLOGY        | BINDING         |
|-------------|--------|--------|--------|---------------------------|--------------------------|-------------------|-----------------|
| Tip 132 mm  | 174 cm | 2095 g | 24 m   | Sandwich Sidewall Titanal | Edge Angle Base -1,0°    | Elliptical Radius | K16 Attack      |
| Waist 98 mm | 184 cm | 2275 g | 27 m   | Sidewall ABS              | Edge Angle Side -2,0°    | Standard Camber   | K13 Attack      |
| Tail 117 mm | 194 cm | 2455 g | 30 m   | Woodcore Ash   Silver Fir | Edge Angle Effective 89° | Fast Grip Shovel  | K13 Attack Demo |
|             |        |        |        | Titanal Top Sheet 0,5 mm  |                          | Fast Grip Tail    |                 |
|             |        |        |        | Titanal Base Sheet 0,5 mm |                          | HOLLOWTECH        |                 |
|             |        |        |        | Base UHM Graphite Sinter  |                          |                   |                 |



Back by popular demand, the MX98 is an all mountain thoroughbred. The quintessential race-inspired, top to bottom ski.

# MX98 THE THOROUGHbred.

ITEM NO. A256 FLAT SKI



LX72 THE RELIABLE.

A light and nimble ski with the renowned stability and control of KÄSTLE.



ITEM NO. AL7215PT TIP PROTECTOR + PREMOUNT PLATE

| SIDECUT     | LENGTH | G/SKI  | RADIUS | CONSTRUCTION              | FINISH                   | TECHNOLOGY       | BINDING     |
|-------------|--------|--------|--------|---------------------------|--------------------------|------------------|-------------|
| Tip 117 mm  | 146 cm | 1300 g | 11,5 m | Sandwich Cap Titanal      | Edge Angle Base -1,0°    | SingleRadius     | K12 CTI PRO |
| Waist 72 mm | 154 cm | 1390 g | 13 m   | Woodcore                  | Edge Angle Side -2,0°    | Standard Camber  | K11 CTI PRO |
| Tail 99 mm  | 162 cm | 1470 g | 14,5 m | Titanal Top Sheet 0,5 mm  | Edge Angle Effective 89° | Fast Grip Shovel |             |
|             | 170 cm | 1550 g | 16 m   | Titanal Base Sheet 0,5 mm |                          | Hook Free Tail   |             |
|             |        |        |        | Base UHM Graphite         |                          | HOLLOWTECH       |             |
|             |        |        |        | Sinter                    |                          |                  |             |

| SIDECUT     | LENGTH | G/SKI  | RADIUS | CONSTRUCTION              | FINISH                   | TECHNOLOGY       | BINDING     |
|-------------|--------|--------|--------|---------------------------|--------------------------|------------------|-------------|
| Tip 127 mm  | 156 cm | 1590 g | 13 m   | Sandwich Cap Titanal      | Edge Angle Base -1,0°    | SingleRadius     | K12 CTI PRO |
| Waist 82 mm | 164 cm | 1670 g | 14,5 m | Woodcore                  | Edge Angle Side -2,0°    | Standard Camber  | K11 CTI PRO |
| Tail 109 mm | 172 cm | 1750 g | 16 m   | Titanal Top Sheet 0,5 mm  | Edge Angle Effective 89° | Fast Grip Shovel |             |
|             | 180 cm | 1830 g | 17,5 m | Titanal Base Sheet 0,5 mm |                          | Hook Free Tail   |             |
|             |        |        |        | Base UHM Graphite         |                          | HOLLOWTECH       |             |
|             |        |        |        | Sinter                    |                          |                  |             |



A light, wider waist ski that has the sporty handling of a far narrower ski.

ITEM NO. AL8215PT TIP PROTECTOR + PREMOUNT PLATE

LX82 THE AGILE.





All-mountain freeride skis, born out of nine decades of making skis.  
Meet the next generation of FX.

# FX

ALL MOUNTAIN FREERIDE.

FX85 HP THE KNIFE.

INSPIRED AND TESTED BY KÄSTLE PRO TEAM ATHLETE CHRIS DAVENPORT

Playful yet powerful, the FX85 sets a new standard for all-mountain freeride, with two sheets of metal for those needing a little extra snap.



ITEM NO. AF85H15 FLAT SKI

| SIDECUT     | LENGTH | G/SKI  | RADIUS | CONSTRUCTION              | FINISH                   | TECHNOLOGY        | BINDING         |
|-------------|--------|--------|--------|---------------------------|--------------------------|-------------------|-----------------|
| Tip 119 mm  | 157 cm | 1540 g | 13 m   | Sandwich Sidewall Titanal | Edge Angle Base -1,0°    | Elliptical Radius | K13 Attack      |
| Waist 85 mm | 165 cm | 1680 g | 15 m   | Sidewall ABS              | Edge Angle Side -2,0°    | Low Camber        | K13 Attack Demo |
| Tail 108 mm | 173 cm | 1820 g | 17 m   | Woodcore Silver Fir       | Edge Angle Effective 89° | Hook Free Shovel  | Adrenalin       |
|             | 181 cm | 1960 g | 19 m   | Titanal Top Sheet 0,5 mm  |                          | Hook Free Tail    |                 |
|             |        |        |        | Titanal Base Sheet 0,5 mm |                          | DUAL RISE         |                 |
|             |        |        |        | Base UHM Graphite         |                          | PROGRESSIVE RISE  |                 |
|             |        |        |        | Sinter                    |                          | TIP TAIL 361 217  |                 |
|             |        |        |        |                           |                          | HOLLOWTECH 2.0    |                 |

ITEM NO. AF95H15 FLAT SKI

| SIDECUT     | LENGTH | G/SKI  | RADIUS | CONSTRUCTION              | FINISH                   | TECHNOLOGY        | BINDING         |
|-------------|--------|--------|--------|---------------------------|--------------------------|-------------------|-----------------|
| Tip 126 mm  | 165 cm | 1810 g | 16 m   | Sandwich Sidewall Titanal | Edge Angle Base -1,0°    | Elliptical Radius | K13 Attack      |
| Waist 95 mm | 173 cm | 1970 g | 18 m   | Sidewall ABS              | Edge Angle Side -2,0°    | Low Camber        | K13 Attack Demo |
| Tail 115 mm | 181 cm | 2140 g | 20 m   | Woodcore Silver Fir       | Edge Angle Effective 89° | Hook Free Shovel  | Adrenalin       |
|             | 189 cm | 2310 g | 22 m   | Titanal Top Sheet 0,5 mm  |                          | Hook Free Tail    |                 |
|             |        |        |        | Titanal Base Sheet 0,5 mm |                          | DUAL RISE         |                 |
|             |        |        |        | Base UHM Graphite         |                          | PROGRESSIVE RISE  |                 |
|             |        |        |        | Sinter                    |                          | TIP TAIL 404 242  |                 |
|             |        |        |        |                           |                          | HOLLOWTECH 2.0    |                 |



Frontside or backside, on-piste or off, the powerful FX95 HP is as versatile as the season is long, with two sheets of metal for those needing a little extra snap.

DUAL RISE

KÄSTLE's new camber profile delivers enough float for the deepest days without sacrificing every-day performance. Developed to provide a larger sweet spot, smooth transitions and convincing edge-grip for nearly every condition, KÄSTLE's PROGRESSIVE RISE adds incredibly smooth ski-ability to our all-mountain and freeride lines.

FX95 HP THE SWORD.

# FX85 THE KNIFE.

A playful ski from the piste to the trees, the FX85 sets a new standard in all-mountain freeride.



ITEM NO. AF8515T TIP PROTECTOR | AF8515PT TIP PROTECTOR + PREMOUNT PLATE

| SIDECUT     | LENGTH | G/SKI  | RADIUS | CONSTRUCTION             | FINISH                   | TECHNOLOGY        | BINDING         |
|-------------|--------|--------|--------|--------------------------|--------------------------|-------------------|-----------------|
| Tip 119 mm  | 157 cm | 1430 g | 13 m   | Sandwich Sidewall        | Edge Angle Base -1,0°    | Elliptical Radius | K13 Attack      |
| Waist 85 mm | 165 cm | 1565 g | 15 m   | Sidewall ABS             | Edge Angle Side -2,0°    | Low Camber        | K13 Attack Demo |
| Tail 108 mm | 173 cm | 1700 g | 17 m   | Woodcore Silver Fir      | Edge Angle Effective 89° | Hook Free Shovel  | K12 CTI PRO     |
|             | 181 cm | 1835 g | 19 m   | Base UHM Graphite Sinter |                          | Hook Free Tail    | Adrenalin       |
|             |        |        |        |                          |                          | DUAL RISE         |                 |
|             |        |        |        |                          |                          | PROGRESSIVE RISE  |                 |
|             |        |        |        |                          |                          | TIP TAIL 361 217  |                 |
|             |        |        |        |                          |                          | HOLLOWTECH 2.0    |                 |

ITEM NO. AF9515T TIP PROTECTOR | AF9515PT TIP PROTECTOR + PREMOUNT PLATE

| SIDECUT     | LENGTH | G/SKI  | RADIUS | CONSTRUCTION             | FINISH                   | TECHNOLOGY        | BINDING         |
|-------------|--------|--------|--------|--------------------------|--------------------------|-------------------|-----------------|
| Tip 126 mm  | 165 cm | 1700 g | 16 m   | Sandwich Sidewall        | Edge Angle Base -1,0°    | Elliptical Radius | K13 Attack      |
| Waist 95 mm | 173 cm | 1850 g | 18 m   | Sidewall ABS             | Edge Angle Side -2,0°    | Low Camber        | K13 Attack Demo |
| Tail 115 mm | 181 cm | 2000 g | 20 m   | Woodcore Silver Fir      | Edge Angle Effective 89° | Hook Free Shovel  | K12 CTI PRO     |
|             | 189 cm | 2150 g | 22 m   | Base UHM Graphite Sinter |                          | Hook Free Tail    | Adrenalin       |
|             |        |        |        |                          |                          | DUAL RISE         |                 |
|             |        |        |        |                          |                          | PROGRESSIVE RISE  |                 |
|             |        |        |        |                          |                          | TIP TAIL 404 242  |                 |
|             |        |        |        |                          |                          | HOLLOWTECH 2.0    |                 |



Frontside or backside, on-piste or off, the FX95 is as versatile as the season is long.

## DUAL RISE

KÄSTLE's new camber profile delivers enough float for the deepest days without sacrificing every-day performance.

Developed to provide a larger sweet spot, smooth transitions and convincing edge-grip for nearly every condition, KÄSTLE's PROGRESSIVE RISE adds incredibly smooth ski-ability to our all-mountain and freeride lines.

# FX95 THE SWORD.



Tradition construction meets modern design -  
KÄSTLE proudly welcomes the completely rethought BMX to the family.

# BMX: FREERIDE.



ART.NO. AB05H15 FLAT SKI

| SIDECUT      | LENGTH | G/SKI  | RADIUS | CONSTRUCTION   | FINISH                   | TECHNOLOGY  | BINDING         |
|--------------|--------|--------|--------|--|--------------------------|---|-----------------|
| Tip 134 mm   | 173 cm | 2000 g | 19 m   | Sandwich Sidewall Titanal  | Edge Angle Base -1,0°    | Elliptical Radius   | K16 Attack      |
| Waist 105 mm | 181 cm | 2270 g | 21 m   | Sidewall ABS   | Edge Angle Side -2,0°    | Low Camber  | K13 Attack      |
| Tail 123 mm  | 189 cm | 2430 g | 23 m   | Woodcore<br>Titanal Top Sheet 0,5 mm<br>Titanal Base Sheet 0,5 mm<br>Base UHM Graphite<br>Sinter | Edge Angle Effective 89° | Hook Free Shovel<br>Hook Free Tail<br>DUAL RISE<br>PROGRESSIVE RISE<br>TIP TAIL 446 268<br>HOLLOWTECH 2.0 | K13 Attack Demo |



With HOLLOWTECH 2.0, metal laminate construction and a fresh take on big mountain design, the BMX105 is as powerful as it is versatile.

### DUAL RISE

KÄSTLE's new camber profile delivers enough float for the deepest days without sacrificing every-day performance. Developed to provide a larger sweet spot, smooth transitions and convincing edge-grip for nearly every condition, KÄSTLE's PROGRESSIVE RISE adds incredibly smooth ski-ability to our all-mountain and freeride lines.

BMX105 HP

THE RIFLE.



BMX105 THE RIFLE.

From first chair to last call, an extra-powerful freeride ski that can manage anything the day dishes out. The mountain is your canvas, here's your brush.



ITEM NO. AB0515 FLAT SKI

| SIDECUT      | LENGTH | G/SKI  | RADIUS | CONSTRUCTION      | FINISH                   | TECHNOLOGY  | BINDING         |
|--------------|--------|--------|--------|-------------------|--------------------------|---|-----------------|
| Tip 134 mm   | 173 cm | 1990 g | 19 m   | Sandwich Sidewall | Edge Angle Base -1,0°    | Elliptical Radius   | K16 Attack      |
| Waist 105 mm | 181 cm | 2140 g | 21 m   | Sidewall ABS      | Edge Angle Side -2,0°    | Low Camber  | K13 Attack      |
| Tail 123 mm  | 189 cm | 2300 g | 23 m   | Woodcore Base     | Edge Angle Effective 89° | Hook Free Shovel<br>Hook Free Tail<br>DUAL RISE<br>PROGRESSIVE RISE<br>TIP TAIL 446 268<br>HOLLOWTECH 2.0 | K13 Attack Demo |

ITEM NO. AB1515 FLAT SKI

| SIDECUT      | LENGTH | G/SKI  | RADIUS | CONSTRUCTION      | FINISH                   | TECHNOLOGY  | BINDING         |
|--------------|--------|--------|--------|-------------------|--------------------------|---|-----------------|
| Tip 141 mm   | 177 cm | 2180 g | 22 m   | Sandwich Sidewall | Edge Angle Base -1,0°    | Elliptical Radius   | K16 Attack      |
| Waist 115 mm | 185 cm | 2330 g | 24 m   | Sidewall ABS      | Edge Angle Side -2,0°    | Low Camber  | K13 Attack      |
| Tail 130 mm  | 193 cm | 2480 g | 26 m   | Woodcore Base     | Edge Angle Effective 89° | Hook Free Shovel<br>Hook Free Tail<br>DUAL RISE<br>PROGRESSIVE RISE<br>TIP TAIL 489 293<br>HOLLOWTECH 2.0 | K13 Attack Demo |




### DUAL RISE

KÄSTLE's new camber profile delivers enough float for the deepest days without sacrificing every-day performance. Developed to provide a larger sweet spot, smooth transitions and convincing edge-grip for nearly every condition, KÄSTLE's PROGRESSIVE RISE adds incredibly smooth ski-ability to our all-mountain and freeride lines.

For the days that you dream about, the powder-seeking BMX115 with HOLLOWTECH 2.0 redefines the modern freeride ski.

BMX115 THE CANNON.





As light as the market leaders in touring, but with the performance you'd expect from KÄSTLE.  
Freeride inspired sidecuts meet superlight core construction.

**TX**

**BACKCOUNTRY TOURING.**

TX77 TOUR RANDONNÉE.

Light weight, with unrivaled KÄSTLE performance. Specifically developed for the classical ski tourer.



ITEM NO. A626 FLAT SKI

| SIDECUT     | LENGTH | G/SKI  | RADIUS | CONSTRUCTION | FINISH                   | TECHNOLOGY                                       | BINDING  |
|-------------|--------|--------|--------|--------------|--------------------------|--|----------|
| Tip 115 mm  | 157 cm | 1240 g | 14,5 m | Sandwich Cap | Edge Angle Base -1,0°    | Single Radius                                    | Ambition |
| Waist 77 mm | 167 cm | 1290 g | 16,5 m | Woodcore     | Edge Angle Side -2,0°    | Standard Camber                                  |          |
| Tail 102 mm |        |        |        | Base         | Edge Angle Effective 89° | Hook Free Shovel<br>Hook Free Tail<br>HOLLOWTECH |          |

ITEM NO. A636 FLAT SKI

| SIDECUT     | LENGTH | G/SKI  | RADIUS | CONSTRUCTION | FINISH                   | TECHNOLOGY   | BINDING  |
|-------------|--------|--------|--------|--------------|--------------------------|--|----------|
| Tip 118 mm  | 152 cm | 1220 g | 14 m   | Sandwich Cap | Edge Angle Base -1,0°    | Single Radius  | Ambition |
| Waist 82 mm | 162 cm | 1290 g | 16 m   | Woodcore     | Edge Angle Side -2,0°    | Standard Camber  |          |
| Tail 105 mm | 172 cm | 1360 g | 18,5 m | Base         | Edge Angle Effective 89° | Hook Free Shovel<br>Hook Free Tail<br>Early Rise Tip 300<br>HOLLOWTECH |          |



Lightweight, yet versatile, a ski that thrives in changing touring conditions throughout the day, or the season.

TX82 TOUR AIGUILLE.



ITEM NO. A646 FLAT SKI

| SIDECUT     | LENGTH | G/SKI  | RADIUS | CONSTRUCTION | FINISH                   | TECHNOLOGY                                       | BINDING  |
|-------------|--------|--------|--------|--------------|--------------------------|--|----------|
| Tip 122 mm  | 157 cm | 1320 g | 15,5 m | Sandwich Cap | Edge Angle Base -1,0°    | Single Radius                                    | Ambition |
| Waist 87 mm | 167 cm | 1410 g | 18 m   | Woodcore     | Edge Angle Side -2,0°    | Standard Camber                                  |          |
| Tail 110 mm | 177 cm | 1490 g | 20,5 m | Base         | Edge Angle Effective 89° | Hook Free Shovel<br>Hook Free Tail<br>HOLLOWTECH |          |
|             | 187 cm | 1580 g | 23 m   |              |                          |  |          |

44



A backcountry dream: lightweight without compromising performance.  
 Backcountry skiers will enjoy the way up, as much as they enjoy the way down.

# TX87 TOUR HAUTE ROUTE.



45



# TX97 TOUR MONTAGNE.

Developed with and for the KÄSTLE Guide Team, the TX97 is the expert's choice for every day of the year.



ITEM NO. A666 FLAT SKI

| SIDECUT     | LENGTH | G/SKI  | RADIUS | CONSTRUCTION | FINISH                   | TECHNOLOGY   | BINDING  |
|-------------|--------|--------|--------|--------------|--------------------------|--|----------|
| Tip 128 mm  | 167 cm | 1510 g | 19,5 m | Sandwich Cap | Edge Angle Base -1,0°    | Single Radius  | Ambition |
| Waist 97 mm | 177 cm | 1600 g | 22 m   | Woodcore     | Edge Angle Side -2,0°    | Standard Camber  |          |
| Tail 117 mm | 187 cm | 1700 g | 24,5 m | Base         | Edge Angle Effective 89° | Hook Free Shovel<br>Hook Free Tail<br>Early Rise Tip 380<br>HOLLOWTECH |          |

ITEM NO. A686 FLAT SKI

| SIDECUT      | LENGTH | G/SKI  | RADIUS | CONSTRUCTION | FINISH                   | TECHNOLOGY   | BINDING  |
|--------------|--------|--------|--------|--------------|--------------------------|--|----------|
| Tip 135 mm   | 167 cm | 1600 g | 21 m   | Sandwich Cap | Edge Angle Base -1,0°    | Single Radius  | Ambition |
| Waist 107 mm | 177 cm | 1690 g | 23,5 m | Woodcore     | Edge Angle Side -2,0°    | Standard Camber  |          |
| Tail 124 mm  | 187 cm | 1790 g | 26 m   | Base         | Edge Angle Effective 89° | Hook Free Shovel<br>Hook Free Tail<br>Early Rise Tip 400<br>HOLLOWTECH |          |



A powder-specific touring ski. For dedicated deep-snow, powder specialists that want to fly on the way up, and float on the way down.

# TX107 TOUR POUFREUSE.





KÄSTLE Twintip line: from the pipe to backcountry booters,  
the mountain is our playground.

FREESTYLE. **XXX.**



XX80 THE ACE.

A powerful, yet playful twintip that has the performance and durability of a KÄSTLE, modified for park and pipe.



ITEM NO. A806 FLAT SKI

| SIDECUT     | LENGTH | G/SKI  | RADIUS | CONSTRUCTION      | FINISH                   | TECHNOLOGY                           | BINDING         |
|-------------|--------|--------|--------|-------------------|--------------------------|--------------------------------------|-----------------|
| Tip 111 mm  | 160 cm | 1520 g | 15 m   | Sandwich Sidewall | Edge Angle Base -1,0°    | Single Radius                        | K16 Attack      |
| Waist 80 mm | 170 cm | 1680 g | 17,5 m | Sidewall ABS      | Edge Angle Side -2,0°    | Standard Camber                      | K13 Attack      |
| Tail 111 mm | 180 cm | 1850 g | 20 m   | Woodcore Base     | Edge Angle Effective 89° | Fast Grip Twintip<br>DUAL HOLLOWTECH | K13 Attack Demo |

ITEM NO. A816 FLAT SKI

| SIDECUT     | LENGTH | G/SKI  | RADIUS | CONSTRUCTION      | FINISH                   | TECHNOLOGY   | BINDING         |
|-------------|--------|--------|--------|-------------------|--------------------------|--|-----------------|
| Tip 120 mm  | 165 cm | 1760 g | 16 m   | Sandwich Sidewall | Edge Angle Base -1,0°    | Single Radius  | K16 Attack      |
| Waist 90 mm | 175 cm | 1960 g | 18,5 m | Sidewall ABS      | Edge Angle Side -2,0°    | Low Camber   | K13 Attack      |
| Tail 120 mm | 185 cm | 2160 g | 21 m   | Woodcore Base     | Edge Angle Effective 89° | Hook Free Twintip<br>Early Rise Tip and Tail<br>170 340<br>DUAL HOLLOWTECH | K13 Attack Demo |




Full symmetry, DUAL HOLLOWTECH and a slight tip and tail rocker make this ski stable enough for all-mountain shredding, yet dynamic enough for park laps.

XX90 THE JOKER.



XX110 THE DEALER.

Big and rockered, with DUAL HOLLOWTECH and full symmetry, for effortless spins and buttery-smooth switch landings in the backcountry.



ITEM NO. A826 FLAT SKI

| SIDECUT      | LENGTH | G/SKI  | RADIUS | CONSTRUCTION                               | FINISH                   | TECHNOLOGY  | BINDING         |
|--------------|--------|--------|--------|--|--------------------------|---|-----------------|
| Tip 134 mm   | 170 cm | 1980 g | 19 m   | Sandwich Sidewall                          | Edge Angle Base -1,0°    | Single Radius   | K16 Attack      |
| Waist 110 mm | 180 cm | 2220 g | 21,5 m | Sidewall ABS                               | Edge Angle Side -2,0°    | Low Camber  | K13 Attack      |
| Tail 134 mm  | 190 cm | 2480 g | 24 m   | Woodcore Base Beech   Poplar UHM TT Sinter | Edge Angle Effective 89° | Hook Free Twintip Early Rise Tip and Tail 200 400 DUAL HOLLOWTECH | K13 Attack Demo |



XX75 JR THE KING.

ITEM NO. A946 FLAT SKI

| SIDECUT     | LENGTH | G/SKI  | RADIUS | CONSTRUCTION                               | FINISH                   | TECHNOLOGY                        | BINDING  |
|-------------|--------|--------|--------|--|--------------------------|-----------------------------------|----------|
| Tip 105 mm  | 130 cm | 950 g  | 10,5 m | Sandwich Sidewall                          | Edge Angle Base -1,0°    | Single Radius                     | LRX 7.5  |
| Waist 75 mm | 140 cm | 1080 g | 12 m   | Sidewall ABS                               | Edge Angle Side -2,0°    | Standard Camber                   | Peak 7.5 |
| Tail 105 mm | 150 cm | 1155 g | 13,5 m | Woodcore Base Beech   Poplar UHM TT Sinter | Edge Angle Effective 89° | Fast Grip Twintip DUAL HOLLOWTECH |          |



A shorter, but not watered-down version of its older brother, the XX75 Jr's DUAL HOLLOWTECH enables effortless spinning, while classic construction guarantees the quality and durability of a KÄSTLE.

For the groms that shred the pipe and the pow, a LOW CAMBER, mid-waist ski that charges all over the mountain.



XX85 JR THE JACK.

| SIDECUT     | LENGTH | G/SKI  | RADIUS | CONSTRUCTION                               | FINISH                   | TECHNOLOGY  | BINDING  |
|-------------|--------|--------|--------|--|--------------------------|---|----------|
| Tip 114 mm  | 135 cm | 1155 g | 11,5 m | Sandwich Sidewall                          | Edge Angle Base -1,0°    | Single Radius   | LRX 7.5  |
| Waist 85 mm | 145 cm | 1220 g | 13 m   | Sidewall ABS                               | Edge Angle Side -2,0°    | Low Camber  | Peak 7.5 |
| Tail 114 mm | 155 cm | 1410 g | 14,5 m | Woodcore Base Beech   Poplar UHM TT Sinter | Edge Angle Effective 89° | Hook Free Twintip Early Rise Tip and Tail 230 DUAL HOLLOWTECH |          |

ITEM NO. A926 FLAT SKI

**BINDINGS. POLES.**  
CLIMBING SKINS. ACCESSORIES.



# K BINDINGS.



**K12 CTI PRO**

DIN | ISO: 3,5-12, Adjustment Range: 260-360 mm

|                    | ART.NO.black | ART.NO.white |
|--------------------|--------------|--------------|
| K12 CTI PRO 85 mm  | B031085810   | B031085010   |
| K12 CTI PRO 95 mm  | B031095810   | B031095010   |
| K12 CTI PRO 110 mm | B031110810   | B031110010   |

**K11 CTI PRO**

DIN | ISO: 3-11, Adjustment Range: 260-360 mm

|                   | ART.NO.black | ART.NO.white |
|-------------------|--------------|--------------|
| K12 CTI PRO 78 mm | B027078810   | B027078010   |
| K12 CTI PRO 90 mm | B027090810   | B027090010   |



**K12 Ti**

DIN | ISO: 3,5-12, Adjustment Range: +/- 20 mm

|                         | ART.NO.  |
|-------------------------|----------|
| K12 Ti 85 mm            | B024085  |
| K12 Ti Full-Black 85 mm | BS400085 |



# JUNIOR BINDINGS.



**LRX 7.5**

DIN | ISO: 2-7.5, Adjustment Range: 239-323 mm

|                            | ART.NO. |
|----------------------------|---------|
| LRX 7.5 78 mm + Base Plate | B045078 |
| LRX 7.5 90 mm + Base Plate | B340090 |



**PEAK 7.5**

DIN | ISO: 2-7.5, Adjustment Range: (-8; +24) 32 mm

|                | ART.NO. |
|----------------|---------|
| PEAK 7.5 90 mm | B042090 |






**K13 ATTACK**

ART.NO.

DIN | ISO: 4-13, Adjustment Range: (-8; +24) 32 mm

|                   |         |
|-------------------|---------|
| K13 Attack 85 mm  | B046085 |
| K13 Attack 95 mm  | B046095 |
| K13 Attack 110 mm | B046110 |
| K13 Attack 130 mm | B046130 |



ATTACK BINDINGS.

**K13 ATTACK DEMO**

ART.NO.

DIN | ISO: 4-13, Adjustment Range: 259-379 mm

|                        |         |
|------------------------|---------|
| K13 Attack Demo 85 mm  | B047085 |
| K13 Attack Demo 95 mm  | B047095 |
| K13 Attack Demo 110 mm | B047110 |
| K13 Attack Demo 130 mm | B047130 |





**K16 ATTACK**

ART.NO.

DIN | ISO: 5-16, Adjustment Range: (-8; +24) 32mm

|                   |         |
|-------------------|---------|
| K16 Attack 85 mm  | B045085 |
| K16 Attack 95 mm  | B045095 |
| K16 Attack 110 mm | B045110 |
| K16 Attack 130 mm | B045130 |



**ADRENALIN 13**

ART.NO.

DIN | ISO: 4-13

|                       |            |          |
|-----------------------|------------|----------|
| ADRENALIN 13 L 85 mm  | 300-360 mm | B039B085 |
| ADRENALIN 13 L 95 mm  | 300-360 mm | B039B095 |
| ADRENALIN 13 L 110 mm | 300-360 mm | B039B110 |
| ADRENALIN 13 L 130 mm | 300-360 mm | B039B130 |
| ADRENALIN 13 S 85 mm  | 270-330 mm | B040B085 |
| ADRENALIN 13 S 95 mm  | 270-330 mm | B040B095 |
| ADRENALIN 13 S 110 mm | 270-330 mm | B040B110 |
| ADRENALIN 13 S 130 mm | 270-330 mm | B040B130 |

**ADRENALIN 16**

ART.NO.

DIN | ISO: 5-16

|                       |            |          |
|-----------------------|------------|----------|
| ADRENALIN 16 L 95 mm  | 300-360 mm | B037B095 |
| ADRENALIN 16 L 110 mm | 300-360 mm | B037B110 |
| ADRENALIN 16 L 130 mm | 300-360 mm | B037B130 |
| ADRENALIN 16 S 95 mm  | 270-330 mm | B038B095 |
| ADRENALIN 16 S 110 mm | 270-330 mm | B038B110 |
| ADRENALIN 16 S 130 mm | 270-330 mm | B038B130 |


TOUR BINDINGS.

**AMBITION 12**

ART.NO.

DIN | ISO: 4-12, Adjustment Range: 256-354 mm

|                    |         |
|--------------------|---------|
| AMBITION 12 85 mm  | B036085 |
| AMBITION 12 95 mm  | B036095 |
| AMBITION 12 105 mm | B036105 |
| AMBITION 12 125 mm | B036125 |

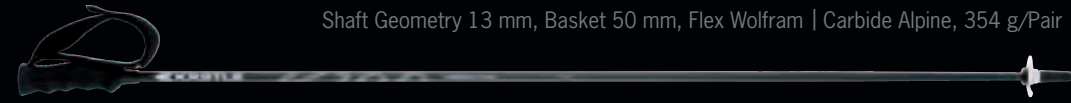


# K POLES.

K100

ART.NO. D312


Length: 115-135 cm, 100% Carbon, PG4 Grip, Alpine Race Strap, Shaft Geometry 13 mm, Basket 50 mm, Flex Wolfram | Carbide Alpine, 354 g/Pair



K80

ART.NO. D301

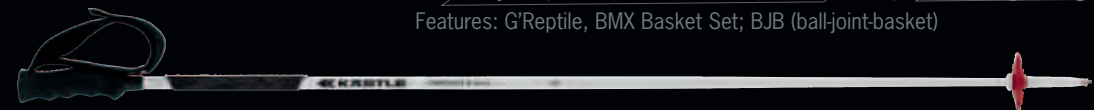
Length: 115-135 cm, Carbon Composite, Race Grip, Alpine Race Strap, Shaft Geometry 13 mm, Basket 75 mm, Flex Wolfram | Carbide Alpine, 437 g/Pair



K70

ART.NO. D313


Length: 115-135 cm, Fiberglas, Race Grip PU, Standard Strap, Shaft Geometry 16 | 9 mm, Basket 75 mm, Flex Wolfram | Carbide long, 530 g/Pair  
Features: G'Reptile, BMX Basket Set; BJB (ball-joint-basket)



KXX

ART.NO. D314

Length: 80-125 cm, Alloy, PG4 Grip, Standard Strap, Shaft Geometry 18 mm, XX Basket Set: 50 | 75 | 110 mm, Steel Tip



VARIO CA CA

ART.NO. D311

Length: adjustable 115-145 cm, 100% Carbon, Full Foam Grip, Padded Strap, Shaft Geometry 14 | 12 mm, Basket 85 mm, 395 g/Pair  
Features: Grad-meter, G'Reptile, BJB (ball-joint-basket)



VARIO CA TI

ART.NO. D310

Length: adjustable 115-145 cm, Carbon | Titanal, Expedition Grip Long, Padded Strap, Shaft Geometry 16 | 14 mm, Basket 85 mm, 420 g/Pair  
Features: Grad-meter, BJB (ball-joint-basket)



VARIO TI TI

ART.NO. D309

Length: adjustable 115-145 cm, Titanal, Expedition Grip Long, Padded Strap, Shaft Geometry 16 | 14 mm, Basket 85 mm, 455 g/Pair  
Features: Grad-meter, BJB (ball-joint-basket)



# VARIO POLES.





CLIMBING SKIN FX

Material: 65 % Mohair | 35 % Synthetic, Adhesion AT Tack, Tip Attachment: I-Clip

FX85 ART.NO. C213

FX95 ART.NO. C214

Length: (160) | 168 | 176 | 184

Length: 166 | 176 | 186



Skin bag (included)

ART.NO. C209

CLIMBING SKIN WAX



40g Paraffin Wax



250 ml

CLIMBING SKIN SPRAY

ART.NO. C222



CLIMBING SKIN MULTIFIT

ART.NO. C220

Material: 65 % Mohair | 35 % Synthetic, Dimensions: 13 x 190 cm, Adhesion: Hotmelt, Tip Attachment: I-Clip

CLIMBING SKIN MULTIFIT AT TACK

ART.NO. C223

Material: 65 % Mohair | 35 % Synthetic, Dimensions: 13 x 190 cm, Adhesion: AT Tack, Tip Attachment: I-Clip

TX.

CLIMBING SKIN TX

TX77 ART.NO. C216

Length: 157 | 167

TX82 ART.NO. C221

Length: (152) | 162 | 172

TX87 ART.NO. C217

Length: 157 | 167 | 177 | 187

TX97 ART.NO. C218

Length: 167 | 177 | 187

TX107 ART.NO. C219

Length: (167) | 177 | 187



Material: 65 % Mohair | 35 % Synthetic, Adhesion: Hotmelt, Tip Attachment: I-Clip

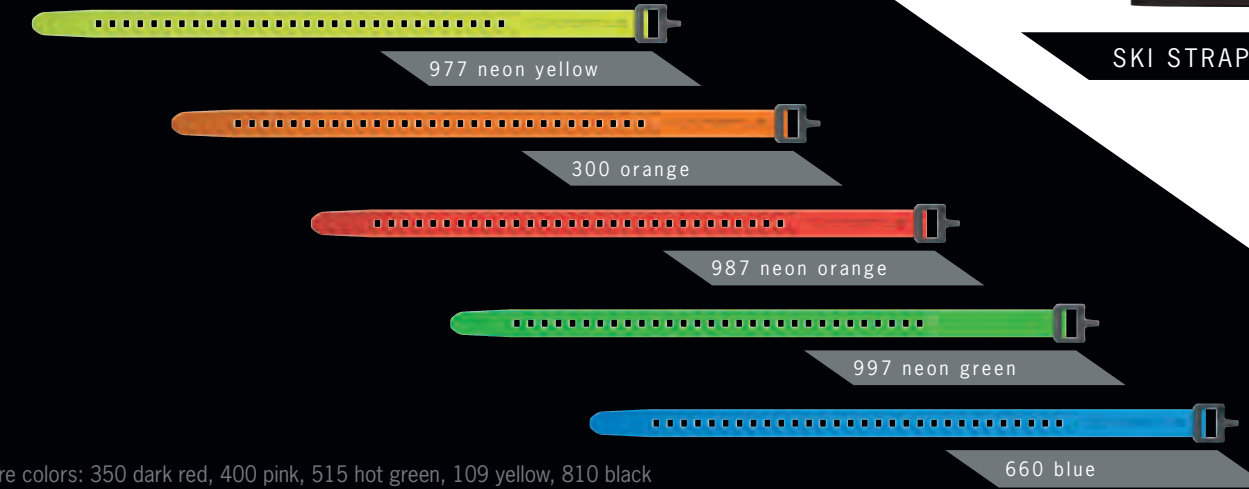


FX.

MULTIFIT.

SKI STRAP HELI ART.NO. C004

TX colors:



977 neon yellow

300 orange

987 neon orange

997 neon green

660 blue

more colors: 350 dark red, 400 pink, 515 hot green, 109 yellow, 810 black

LANYARD ART.NO. F204

977 neon yellow 987 neon orange 997 neon green 907 neon blue



SKI STRAP FREERIDE ART.NO. C002



SKI STRAP STANDARD ART.NO. C001



TRUCKER CAP ART.NO. GB622  
Color: 810 black, Size: UNI



T-SHIRT „KASTLE LOGO“ ART.NO. MEN GB624 ART.NO. WOMEN GB623

807 black | neon blue 877 black | neon yellow 882 black | neon orange 897 black | neon green

Material: 100% Cotton, Fit: Regular – Comfortably and traditional fitting. Size Men: S | M | L | XL | XXL, Women: XS | S | M | L





LINEUP  
2015/16

PISTE

RX

ALL MOUNTAIN PISTE

CPM

MX

LX

ALL MOUNTAIN FREERIDE

FX

FREERIDE

BMX

TOUR

TX

FREESTYLE

XX



IMPRINT

KÄSTLE GmbH  
Söllheimer Straße 16 / 10 / D / OG 1  
5020 Salzburg/Austria  
Tel.: +43 (0) 662/243 660 000  
Fax: +43 (0) 662/458 322 000  
[www.kaestle-ski.com](http://www.kaestle-ski.com)

TRANSLATION  
GRIFFIN POST, Jackson, Wyoming, USA

GRAPHIC DESIGN  
K|12 Design OG, [www.k12design.at](http://www.k12design.at)

PRINT  
kb-offset Kroiss & Bichler GmbH & CoKG  
[www.kb-offset.at](http://www.kb-offset.at)

COPYRIGHT © 2014 KÄSTLE GmbH

