



# THE OFFICIAL DEALERBOOK

2015/16  
[www.amplid.com](http://www.amplid.com)

---





# AMPLID SEASON 15/16

Predicting the change in rider needs

---

## CONTENT

- 4 INTRO
- 6 TEAM
- 8 CAMBER LINE SCIENCE
- 9 SHREDNOLOGICAL KEY FEATURES
- 10 TECH STUFF
- 12 SKIS INTRO
- 14 SKIS OVERVIEW
- 16 SKIS
- 30 SKI POLES
- 31 SKI BINDINGS
- 32 SNOWBOARDS INTRO
- 34 SNOWBOARDS OVERVIEW
- 36 SNOWBOARDS
- 52 SNOWBOARD BINDINGS
- 54 BAGS
- 56 BEANIES
- 57 APPAREL
- 58 GEOMETRY SPECS



## INTRO

---

Since Anian and I founded Amplid over a decade ago, the company has been treading its own path. It's fair to say that everybody at Amplid is obsessed with the process of conceptualizing, developing, testing and improving; it's Amplid's lifeblood. I'm happy to say that for the last year we've been indulging in this obsession more than ever before.

The 15/16 collection is about reconnecting with Amplid's roots in the backcountry whilst continuing to satisfy the many riders who already believe in the brand. We've spent the last 12 months looking at each ski and snowboard in the range with a magnifying glass and at the entire line holistically. For many this collection will be unrecognisable from previous years; whilst for others, Amplid's tell-tale DNA will be obvious. In my opinion this is Amplid's most honest product range to date. It's big but well defined. It's free of me-too products and old fashioned geometries. We haven't retrofitted camber ideologies to cut development corners or added marketing-centric gimmicks. Most importantly it's comprehensive and comprehensible for both riders and retailers.

So what is Amplid in 2016? Amplid is about predicting the change in rider needs and developing skis and snowboards that accelerate progression. Whether through impressive innovations or the littlest tweaks, Amplid endeavours to move ski and snowboard design forward and create products that elevate your riding.

Peter Bauer



# THE AMPLID PRO CARTEL

---

## THE AMBUSH RIDERS

Harry Juen/Ski/AUT  
 Mac Minikan/Ski/AUT  
 Anton Tevajarvi/Ski/FIN  
 Niklas Turku/Ski/FIN  
 Markus Haka/Snowboard/FIN  
 Daniel Antell/Ski/FIN  
 Julien Vilmin/Snowboard/FRA  
 Morgan Sauerwald/Ski/FRA  
 Nicolas Antony/Snowboard/FRA  
 Charly Royer/Ski/FRA  
 Andi Nitsche/Ski/GER  
 Andal Zissler/Snowboard/GER  
 Felix Althammer/Ski/GER  
 Jonel Fricke/Snowboard/GER  
 Stefan „Heise“ Markhauser/Snowboard/GER  
 Fredrik Bergan/Ski/NOR  
 Lukas Schoepke/Ski/CH  
 Andreas „Ashee“ Burri/Ski/CH  
 Dan Michel/Ski/CH  
 Aaron Berger/Snowboard/CH  
 Jeremy Rudaz/Ski/CH  
 Mikee Cee/Snowboard/UK  
 Tanner Boudreau/Ski/USA

## THE AMBASSADORS

Benny Deeg/Snowboard/GER  
 Yannick Pebrel/Snowboard/FR  
 Stefan Falkeis/Snowboard/AT  
 Pako Benguerel/Ski/ES




👤 Alex Neurohr/Ski/CH



👤 Kevin Salenius/Ski/FIN



👤 Dash Kamp/Snowboard/USA



👤 Luka Melloni/Ski/ESP



👤 Noah Albaladejo/Ski/AND



👤 Julien Lange/Ski/FRA



👤 Teddy Berr/Ski/GER



👤 Philip Toplitsch/Snowboard/AUT



👤 John Rodosky/Snowboard/USA

# CAMBER & ROCKER

The A.R.C.'s own ideologies

Confusion free camber line choices: Each camber line is unique in feel and performance. Finding the right camber line for you is about understanding where, when and how you want to ride. Use the force or our guide young Pad Wan. Geometry and camber line are the two most impactful characteristics on how a shred will ride so that's how we break it down for you. Surfing spines on directional Camrock or nailing switch hardways on twin Hybrid-V, what's your style?

## POP CAMBER

Burly man-camber, designed for maximum edge hold and explosive pop. Pop Camber is best suited to high-end shreds where performance is paramount. It's hard work to ride well, but being slingshot out of carves and launched high above the coping is all the reward you'll ever need.

**SNOWBOARDS/UNW8**

**SKIS/Syntax**

## CRUISE CAMBER

A half-fat camber for all-mountain dominance. Cruise Camber's toned-down dimensions deliver a precise and lively feel much like Pop Camber, but with much improved deep snow performance and a more "broken-in" feel out of the shrink-wrap. In Amplid's directional snowboards and skis a touch of early rise is added to Cruise Camber to improve buoyancy even further.

**SNOWBOARDS/Paradigma, Hifi, Creamer, Creamer Split, Milligram**

**SKIS/Alter Ego**

## S-ROCKER

S-Rocker, the ultimate freeride camber-line, features a blend of cleverly placed camber and rocker. Rocker in the nose aids floatation and improves deep snow agility. A conservative amount of set-back camber improves tail hold in icy conditions and adds stiffness just where you need it, for stomping big landings, styling dramatic slashes and scrubbing speed.

**SNOWBOARDS/Morning Glory, Morning Split**

**SKIS/Ego Trip Evolution**

## CAMROCK

Amplid's Camrock profile blends underfoot camber with rocker tips. A length of camber under the boot provides grip and reverse camber in the tips increases playfulness and deep snow performance. This ski-specific camber manifests itself in various forms in Amplid's skis; skis intended for deep snow have a smaller camber area and increased rocker to improve floatation and fluidity.

**SKIS/Bikini, Provoke, Antidote, Rockwell, Multiplayer, Hill Bill, Infrablack**

## HYBRID-V

Hybrid-V has a rocker section between the bindings and camber under the inserts. It's a loose, easy to pivot and effortless to pop camber-line, that works best with freestyle snowboards.

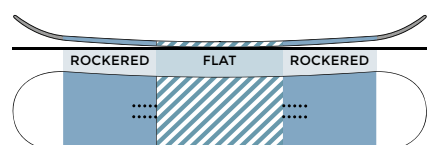
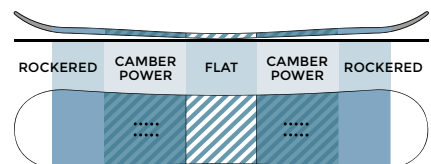
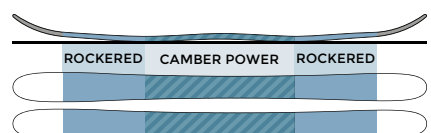
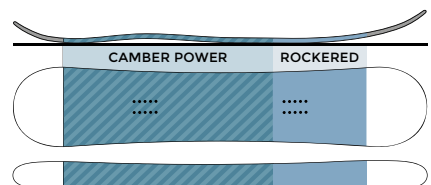
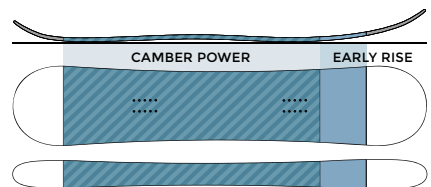
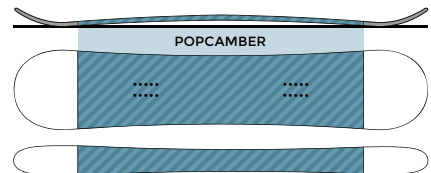
The addition of camber to this predominantly rockered profile significantly improves edge hold, stability and ollie-power.

**SNOWBOARDS/Pocketknife, Stereo, Lovelife, GoGo**

## MID RISER

In our experience Mid-Riser is the perfect camber-line for no-compromise, freestyle inspired, powder shredding. Subtle rocker in the tips generate lots of lift at low speeds and an out-of-this-world, weightless feel at speed. Unlike S-Rocker, Mid-Riser isn't directional, which makes riding and landing switch in deep snow that little bit easier.


**SNOWBOARDS/Pillow Talk**





# KEY TECH STORIES

From the scientific underground



## HANDLING

### JEKYLL & HYDE GEOMETRY

Appearances can be deceiving

JHG is the concept behind Amplid's latest generation of ski and snowboard shapes. Experimenting with dimensions like surface area and effective edge has resulted in shreds which deliver performance beyond expectation. Powder boards with big board floatation and the manoeuvrability of a jib board; all-mountain skis which finally deliver on that promise; these shapes have to ridden to be believed!


## LIGHT WEIGHT

### HEXO2

Rocket science weight-shedding technology

Any brand that promises to deliver the lightest, most durable shreds on the market needs an ace up its sleeve. HEXO2 is Amplid's ace, but strictly speaking it's more like having a Royal flush in-hand than a plain old ace. HEXO2 is the combination of pre-preg laminates and honeycomb inserts, which are placed in carefully selected areas to minimise swing weight, without detrimentally effecting durability.

Using traditional wet lay-up would result in a build-up of excess resin in the honeycomb's cells, cancelling-out the weight-saving.



## FIBER SCIENCE

### TARGETED COMPOSITE APPLICATION

Engineered feel and performance enhancement

Amplid's skis and snowboards feature various Carbon, Basalt and Titinal configurations to dial-in the feel and performance. Whether it's the damp, fatigue busting effect of Basalt or the snappy pop of Carbon Stringers, we apply these materials in exactly the right quantities, in targeted locations, to deliver the ultimate riding experience.

## LONGEVITY

### ABUSE BASE TECHNOLOGY

Life extending, heat dissipating, miracle matrix

Featured in Amplid's urban and park focused shreds, the Pocket-knife and Antidote, Abuse Base Technology is a thin gauze of metal particles beneath the base that dissipates heat away from hot spots.

For regular rail riders hot spots caused by rail-on-base friction are the main cause of unwanted gauges.



## DURABILITY

### STOMP GUARD

Defending against early season shark attacks

Stomp Guard is a thin layer of Titinal metal about 3cm wide that runs along a key area of the edges in the Creamer snowboard and Hill Bill skis. Placed between the sidewall and edge fundament and embed in a rubber jacket, Stomp Guard is proven in lab tests to increase the impact force required to blow-out an edge by 215%. It also completely eliminates the chance of a core-shot along this particularly susceptible area of the base.

# TECH STUFF

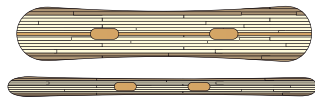
Technology is our thing

<b>BBP CORE</b>	BBP WOOD CORE
<b>HEXO2</b>	HEXO2
<b>HELIO P.15</b>	HELIO P.15 CORE
<b>P.10</b>	P.10 CORE
<b>WDT</b>	WDT-POLYWOOD CORE
<b>X</b>	AERO-EPO LOW VISCOSITY RESIN
<b>TOPLESS</b>	TOPLESS CONSTRUCTION
<b>IMPACT PADS</b>	IMPACT PADS
<b>HEX MAT</b>	HEX MAT CARBON MATRIX
<b>ROUND TOP</b>	ROUND TOP
<b>PU-CAP</b>	PU-CAP
<b>JHG</b>	JEKYLL & HYDE GEOMETRY
<b>FLAT KICK</b>	FLAT KICK TIP/TAIL SCOOP
<b>E.P.N.</b>	ELLIPTIC NOSE
<b>V-POP</b>	V-POP STRINGERS
<b>POP BAND</b>	POP BAND
<b>BSS</b>	BASALT SUSPENSION STRIPS
<b>TIAL</b>	TITAN-ALUMINUM ALLOY
<b>albt</b>	ABUSE BASE TECHNOLOGY
<b>SG</b>	STOMP GUARD
<b>SINT</b>	SINTERED/SINTRUDED BASE
<b>+WIDE</b>	ADDITIONAL WIDE
<b>MID</b>	MID WIDE
<b>F</b>	FLY TIPS
<b>SPIN TIPS</b>	SPIN TIPS
<b>P.L.T.</b>	P.L.T. GLOSS FINISH
<b>DDT</b>	DDT PRINTING
<b>DOOMSDAY</b>	DOOMSDAY CAMBER / ROCKER

## CORE SCIENCE

### BBP CORE TECHNOLOGY

The lightest woodcore money can buy. Weightless Paulownia and Balsa are carefully arranged with stronger Birch to save valuable grams without sacrificing strength.




### HEXO2 CORE TECHNOLOGY

Spin to win with effortless style. Our HEXO2 core replaces specific areas of weightier wood at the tips with feather-light recycled paper honey-comb, practically eliminating swing weight.




### HELIO P15 ULTRALIGHT WOOD CORE

Uber light wood varieties are cut, treated and aligned in a way only our factory knows. Its strength to weight ratio has scientist baffled.



### P10 SUPERLIGHT WOOD CORE

The P10 Superlight wood core is the industry standard for lightweight, durable and versatile performance. We've tweaked this core so many times there is nothing left to improve.



### WDT POLYWOOD CORE

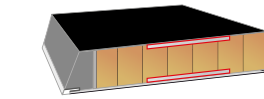
Snappy and damp weren't two ride characteristics that went together before WDT. This isotropic wood composite core brushes aside heavy impacts and requires 50% less energy to manufacture.



## TARGETED COMPOSITES

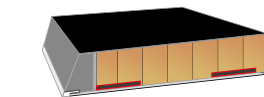
### TITINAL CENTRIBAND TECHNOLOGY

Two bands of Titinal running from tip-to-tail, above and below the ski core. Titinal Centriband Tech stabilizes the ski and increases its torsional stiffness. This technology is adapted from competition spec racing skis which have to be predictable and responsive at terrifying speeds.



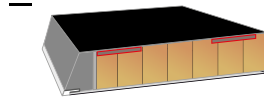
### V-POP CARBON STRINGERS

You don't need to ride a crinklecut French Fry to get vice-like edge hold. V-Pop Carbon Stringers channel power from your feet to the extremes of your board's effective edge. The result is a snow magnet. The only side-effect we know of is explosive pop!



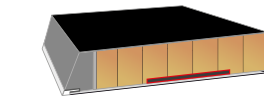
### BASALT SUSPENSION STRIPS

Running along the topsheet in a V-configuration from the contact points towards the boots, these narrow bands of Basalt fabric dampen unwanted vibrations, reducing rider fatigue and keeping your edge engaged with the snow for improved control. Get the Rolls Royce feeling!



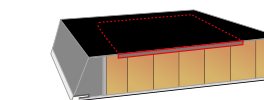
### POP BAND CARBON STRINGERS

A narrow band of carbon stringers that run through the centreline of a ski or snowboard from tip-to-tail. POP Band increases longitudinal stiffness and pop without altering torsional stiffness. Shreds with Pop Band feel livelier but remain forgiving.



### IMPACT PADS

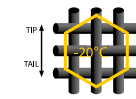
On the Milligram we have added multidirectional glass pads in the binding area, to avoid dings caused by pointy corners of metal splitboard binding bases. These pads will enhance durability without adding undesired weight.



## WEAVING WISDOM

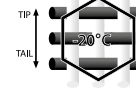
### FULL CARBON JACKET

Amplid's Full Carbon Jacket is most expensive fiber laminate in Amplid's arsenal. Carbon's tensile strength to weight ratio is unbeatable, it allows the use of thinner, almost weightless laminates to achieve the same flex profile. Its responsive and energized feel is unique.



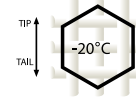
### HEX MAT CARBON GLASS MATRIX

We arrange glass fibre along the length of the ski and carbon from edge-to-edge. The end result is a ski that flexes on demand into carves but with a torsional flex that keeps your edges biting no matter how hard the snow gets.



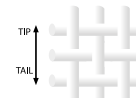
### HEX MAT GLASS MATRIX

Every gram that can be spared from our HEXO2 sleds is cut. Hex Mat is a prepreg biax glass with exactly the right amount of epoxy between the fibres. If left at room temperature this material will set so it is delivered to our factory in freezer trucks and stored at -20C.



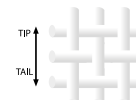
### GLASSFIBER LIGHT BIAx

Using Biax Glass in the construction of our shreds gives them a flawless blend of response and playfulness whilst keeping them ridiculously lightweight.



### GLASSFIBER IMPACT BIAx

The current level of Park and Urban riding is putting a whole new dimension of demands on ski and snowboard durability. Impact Biax Glass is bomb-proof, flexes the way you want it to and doesn't weigh you down.



**DURABILITY FEATURES**

**ABUSE BASE TECHNOLOGY**

Abuse Base is a thin, weightless metal coating placed between the bottom layer of glass and the base. The metal gauze conducts heat created from sliding rails and boxes away from hot spots and disperses it throughout the base eradicating heat deformation.



**GEOMETRY IDEOLOGIES**

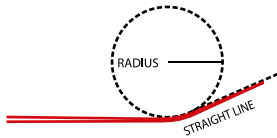
**JEKYLL & HYDE GEOMETRY**

Max effective edge and square centimetres in a min board or ski length. Unsinkable but nimble powder boards, sawn-off jib decks with huge pop and edge-hold and the ultimate allmountain ski recipe.



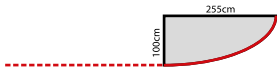
**FLAT KICK NOSE & TAIL SCOOP**

To maximize ollie-power and facilitate turn initiation, we designed the tail and nose scoop not only radial, but added a straight spot towards the tips. Featured in our Pocketknife!



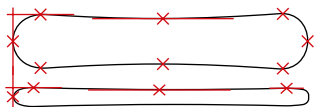
**ELLIPTIC POWDER NOSE**

The optimal snowboard nose for riding powder planes at high speed but works hard to keep its tip from submarining in tight situations when you can't open the throttle. Elliptical geometry is the only way to achieve this.




**MC BEZIER SPLINE SIDECUT**

We wouldn't go to all the effort of designing our skis and snowboards in a 3D CAD program in complex Bezier-mode to create mathematically correct shapes if they didn't ride better.



**FLY TIPS**

Our tapered Fly Tips remove the necessity of bringing the wood core or a TPU spacer to the tips, reducing swing weight and increasing playfulness.



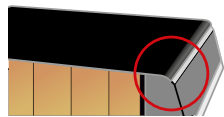
**STOMP GUARD**

Stomp Guard Tech is a thin strip of featherlight Titanium - Aluminium alloy sandwiched into our shreds in just the right places, reducing the risk of core shots caused by rocks close to the edge and increasing edge impact strength by up to 215%



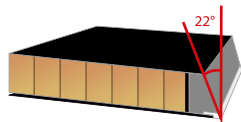
**NUKEPROOF ROUNDTOP**

Botox for your skis: To protect the topsheet from aging, our latest ski construction offers the best solution against chipping: Thanks to our 3D mould the PE foil gets welded over a small radius onto the sidewall.



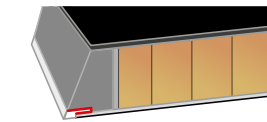
**22° SLANTED SIDEWALL**

Our snowboard sidewalls are bevelled to 22°degrees, giving them the optimal balance between impact resistance and power transmission on sketchy hardpack.



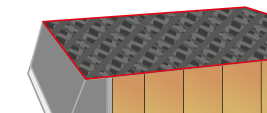
**MAGMA EDGE ABSORBER**

There's no such thing as "good vibrations" when you're haulin' ass. We place a thin strip of rubber between the edge and the sidewall to iron-out any unwanted bumps.



**TOPLESS TECHNOLOGY**

A smooth, belt-finished, structural laminate that eliminates the need for a heavy topsheet. Thanks to a special treatment it is durable, watertight and snowphobic. It looks pretty stealthy too.



**INTELLECTUAL PROPS**


**DDT PROCESSING**

For artwork with fine details that needs to be crisp and punchy, silkscreen just won't cut it. Direct Digital Technology brings complex graphics alive with incredible definition and keeps adverse environmental impact to a minimum.



**P.L.T. GLOSS UV COATING**

Love high gloss lacquer finishes but hate lacquer cracks? Completely crack proof, tough as old boots, shinier than Monty Burns' waxed scalp and eco-friendly; our UV coating is the bomb!



**360° WRAP AROUND EDGE**

If there was a more durable way of building a snowboard we'd be using it. 360° wrap around steel edges protect your board from delams and dings without adding weight.



**HORSESHOE EDGE**

Ever seen a 2000lbs Shire horse smash a horseshoe to pieces? Nope either have we. With pre-shaped "horseshoe" edges at the tips of our skis, your skis won't delam or experience popped-out edges.



**DOOMSDAY BEND**

Believe it or not, even glass fibres have a degree of elasticity. Using pre-stretched fibres in our laminates means you can be sure that your shred will never feel lifeless or lack pop throughout its life.



**GLIDING SECRETS**

**SINTERED GE 7.2 LS BASE/STONE FINISH**

This is the very same material used in record breaking race skis and snbs. Squeezing yourself into a Lycra catsuit and going gate bashing probably isn't your thing, but this almost frictionless base will guarantee that when you point straight you'll be riding as fast as gravity will allow.



**SINTRUDED 6.6 H.M. BASE/STONE FINISH**

For those riders who don't have a waxing iron on standby when they go shredding, our Sintruded base merges the best properties of sintered and extruded materials. Greece lightning on all snow conditions for weeks after a wax and rock hard too.



**EXTRUDED BA 4.4 DURASPEED BASE**

For concrete ledges and triple kink handrails Amplid's Extruded "Bonk All" 4.4 Duraspeed Base is more durable than armour plate, it's easy to repair and doesn't need regular waxing like sintered varieties.



**SHRED READY**

We're not going to sell you the best shred you've ever ridden and leave the tuning to somebody else. We give every ride the best tune it will ever receive.







# NEXT LEVEL SKIS

Boundless skiing, endless innovation

---

# AMPLID SKIS

Boundless skiing, endless innovation

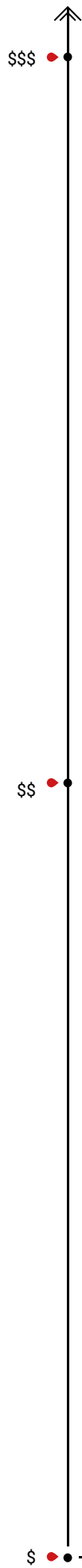
Every Amplid ski has its own unique personality. Use this map to find the skis that match your budget and chosen terrain then fine tune your decision using the handy "psychogram" located at the bottom left of each product page.



**NEW**/New Model, Mould or Construction.

## TERRAIN MAP & FEEL

For exact terrain mapping of each model as shown below please flick to its page and look for this chart:



### THE SYNTAX/Pop Camber



172

178



### THE ANTIDOTE/Camrock



166

174

182

### THE PROVOKE/Camrock



159

167

175

### THE BIKINI/Camrock



159

167

**SKINNY**/Urban & Park

NEW

**THE ALTER EGO/Cruise Camber**



165

175

185

NEW

**THE EGO TRIP/S-Rocker**



165

175

185

NEW

**THE INFRABLACK/Camrock**




183

191

NEW

**THE ROCKWELL/Camrock**



175

182

**THE MULTIPLAYER/Camrock**



176

184

NEW

**THE HILLBILL/Camrock**



172

180

188

**THE PROVOKE JR/Pop Camber**



125

135


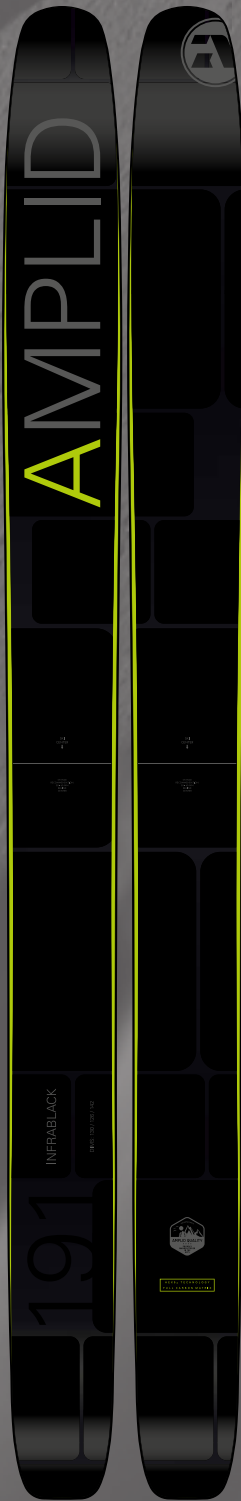
145

# THE INFRABLACK

Black by popular demand

SIZES	183	191
width in mm	142/126/130	142/126/130

After almost half a decade in exile, the Infrablack is back. Living up to the Infrablack's rich heritage and fierce reputation was a big challenge, but Amplid's team has taken the design to a whole new level. Its new, state-of-the-art shape is more deep-snow orientated than previous versions; smooth tip rocker and its 126mm waist width aid floatation. Like its predecessors this thrill-seeking missile's construction, flex and geometry are optimised for poaching the best lines of your life. For big-mountain skiers, stability and control are critical attributes: Amplid's "Full Carbon Jacket" construction creates a powerful flex and inert behaviour through bumpy run-outs. Its 28m sidecut radius keeps this monster predictable at speeds when other skis feel twitchy, nervous or simply flip-out. HEXO2 construction is a nice touch, stripping weight from the ski tips to keep the Infrablack reactive and manageable in tighter terrain. Tail stiffness is crucial for sticking big landings and anchoring critical turns when washout might mean disaster. The Infrablack's Camrock profile combines smooth nose rocker with an almost flat tail. Its low cavity depth and rocker tips prevent catchiness and really address the disadvantages of conventional camber in powder snow. The tails handle backseat landings and grip hard in windblown conditions.



base




## SHAPE/Tapered Directional

## CAMBER, ROCKER/Camrock

## TECHNICAL KEY FEATURES




## TERRAIN MAP & FEEL



## TECHNICAL DETAILS

- ✓ 126MM WAIST
- ✓ LEGENDARY A10/30 SHAPE
- ✓ JEKYLL & HYDE GEOMETRY
- ✓ HEXO2 TECHNOLOGY
- ✓ SHELTER ROUNDTOP
- ✓ FULL CARBON JACKET
- ✓ SINTERED 7.2K LIGHTSPEED NANO BASE
- ✓ TOPSHEET TRANSPARENCY
- ✓ GLOSS & MATTE FINISH
- ✓ SHRED READY





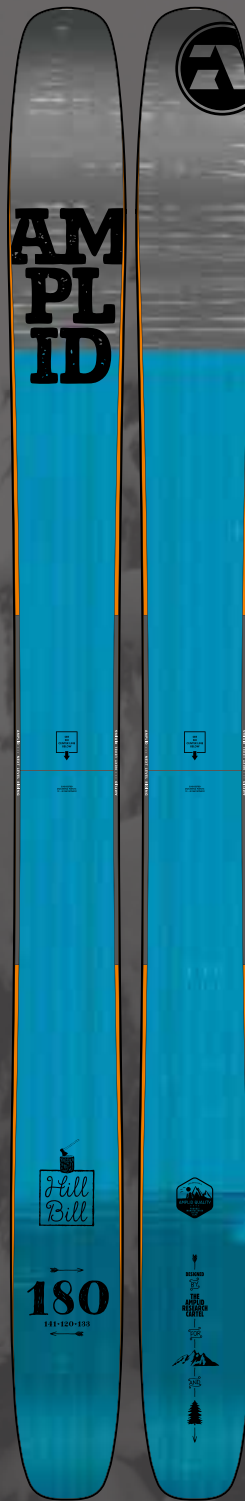
# THE HILL BILL

Explore the Wilderness

SIZES	172	180	188
width in mm	141/120/133	141/120/133	141/120/133

The backcountry is a place of endless adventures; continue your quest for creative features and memorable lines with the completely revised Hill Bill. Designed around the principles of Jekyll and Hyde Geometry, the Hill Bill's new shaping concept combines smooth tip rocker with an outline optimised for easy floatation and confident handling in a broad range of conditions.

For team riders Alex Neurohr and Julien Lange the Hill Bill is the ski that defines a good day on the mountain. In deep snow, no matter if it's Niseko blower in January or Whistler's end of season heavy coastal porridge, the Hill Bill's exaggerated Camrock camber line keeps the tips out of danger. Beneath the boot is a 120mm waist; there are fatter skis on the market but for skiers who need a ski that combines floatation with airborne agility, 120mm is the magic number. With Stomp Guard, inch wide strips of Titinal metal which run along the ski's edges, the force required to blow-out an edge is increased by 215%. Edge damage and core shots beneath the boot can cause the premature retirement of your favorite pair of skis, Stomp Guard isn't guaranteed to protect your skis from total annihilation, but it gives them the best chance of survival.



## SHAPE/Tapered Directional

## CAMBER, ROCKER/Camrock

## TECHNICAL KEY FEATURES



## TERRAIN MAP & FEEL



**FEEL**  
Buttery ●●●●●●●●●●●●●●●●●●●● Responsive

## TECHNICAL DETAILS

- ✓ 120MM WAIST
- ✓ JEKYLL & HYDE GEOMETRY
- ✓ BASALT SUSPENSION STRIPS NEW
- ✓ STOMP GUARD
- ✓ P10 SUPERLIGHT WOOD CORE
- ✓ SINTERED 7.2K LIGHTSPEED GE BASE
- ✓ TOPSHEET & BASE TRANSPARENCY
- ✓ SHELTER ROUND TOP
- ✓ GLOSS & MATTE FINISH
- ✓ SHRED READY



# THE MULTIPLAYER

The ultimate joy-stick

SIZES	176	184
width in mm	135/108/127	135/108/127

Ride the whole mountain like a video game and beat the end of level boss without a cheat code.

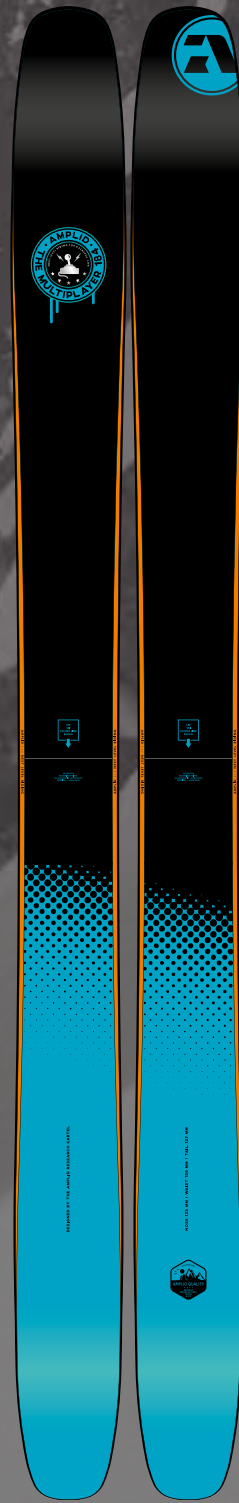
The majority of days have conditions somewhere between powder and hardpack. Hedge your bets and get on a pair of Multiplayers. This mid-wide ski bends the rules of geometry and dominates in every snow condition. Using the split personality shaping principles of Jekyll and Hyde Geometry, Amplid's R&D team introduced an aggressive 17m (@184cm) sidecut into this mid-wide ski. Not only does this sidecut create a fun and lively skiing personality, it allows plenty of surface area to be squeezed into its outline shape for floatation. 8mm of taper balances the Multiplayer nicely in powder, particularly for skiers who like a more forward mounting position.

Amplid's Camrock profile isn't a one size fits all solution. More closely related to Pop Camber than the heavily rockered Camrock of the Hill Bill, the Multiplayer's camber line blends a moderate amount of early rise with a good measure of camber through the majority of its running length. Any vibrations and chatter are damped by Basalt Suspension Strips in a V-shaped arrangement.




176

184



base



## SHAPE/Tapered Directional

## CAMBER, ROCKER/Camrock

## TECHNICAL KEY FEATURES



## TERRAIN MAP & FEEL


JUMPS	<div style="width: 10%;"></div>
JIBS	<div style="width: 20%;"></div>
POWDER	<div style="width: 15%;"></div>
CARVES	<div style="width: 10%;"></div>
ALL MOUNTAIN	<div style="width: 100%; background-color: red;"></div> AMAZING

## FEEL

Buttery ..... Responsive

## TECHNICAL DETAILS

- ✓ 108MM WAIST
- ✓ JEKYL & HYDE GEOMETRY
- ✓ BASALT SUSPENSION STRIPS NEW
- ✓ P10 SUPERLIGHT WOOD CORE
- ✓ SINTRUDED 6.6K BASE
- ✓ FOIL INLAY
- ✓ GLOSS & MATTE FINISH
- ✓ SHELTER ROUND TOP
- ✓ SHRED READY





# THE ALTER EGO

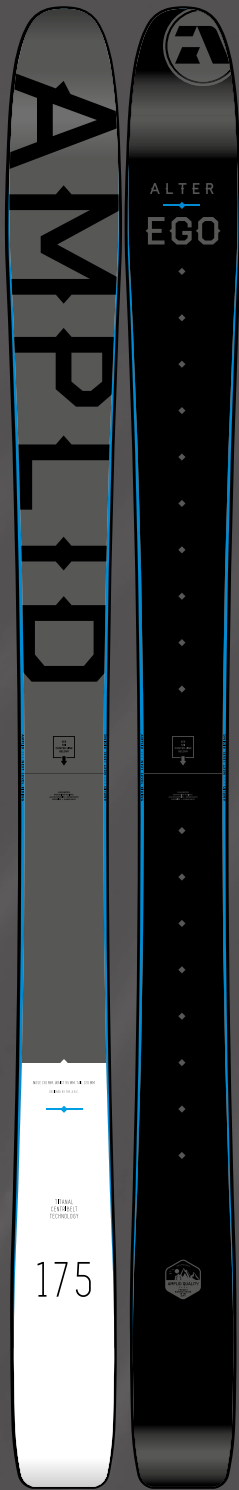
Everybody has a dark side

SIZES	165	175	185
width in mm	130/95/120	130/95/120	130/95/120

Cast in the same shape as the Ego Trip Evolution, the Alter Ego sacrifices its look-alike's weight advantage for raw on-edge performance. Featured in the Alter Ego is an abundance of materials and technologies which together create the best resort ski that Amplid has ever built.

Its 12m radius (at 175cm) pulls the ski onto an edge and then slingshots it into the next carve. This centrifugal feel is intensified by Amplid's Tital Centriband Technology, a strip of Titanium alloy which runs along the whole length of the ski, above and below the core. Not only does Tital supercharge the ski's flex and magnify the edge bite, it is also incredibly efficient at dampening vibrations caused by tracked conditions and refrozen corduroy. With added Basalt Suspension Strips the Alter Ego's edge is guaranteed to be always engaged and gripping hard. Its 95mm waist is wider than most of its contemporaries, but the Alter Ego really benefits from a performance boost in un-pisted snow. Cruise Camber not only feels wired and responsive like POP Camber, it's pretty handy in powder too.

The flat tails make loading and unloading these animals at the gondola station that little bit more sophisticated.



base



## SHAPE/Tapered Directional

## CAMBER, ROCKER/Cruise Camber

## TECHNICAL KEY FEATURES



## TERRAIN MAP & FEEL



## TECHNICAL DETAILS

- ✓ 95MM WAIST
- ✓ JEKYL & HYDE GEOMETRY
- ✓ TITINAL CENTRIBAND TECHNOLOGY
- ✓ P10 SUPERLIGHT WOOD CORE
- ✓ BASALT SUSPENSION STRIPS
- ✓ SINTERED 7.2K DIECUT BASE
- ✓ SHELTER ROUND TOP
- ✓ SHRED READY



# THE EGO TRIP EVOLUTION


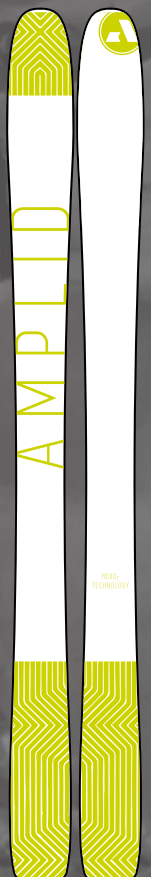
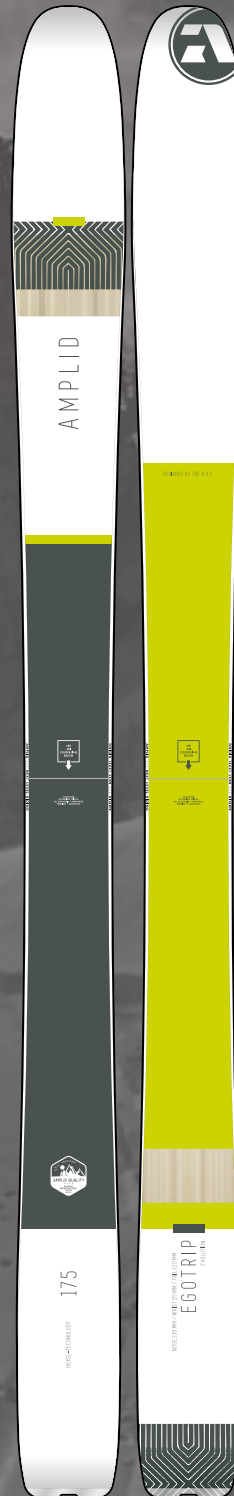
Touring Thoroughbred

SIZES	165	175	185
width in mm	130/95/120	130/95/120	130/95/120

Living up to its namesake, the relentless evolution of the Ego Trip continues. Now 15% lighter than last year's ski, the Ego Trip Evolution's BBP core replaces Poplar wood in non-critical areas with strategically aligned Balsa and Paulownia, saving approximately 250grams of weight per ski. At just 1500 grams per ski, this HEXO2 ski is one of, if not THE, lightest full sidewall touring skis in the 90-100mm waist width category.

Despite its gram conscious construction, the Ego Trip Evolution remains a ski for the skinner whose mileage would be worthless without the treasured descent. The ski's directional shape and abundant tip rocker make it a very efficient skinner in the backcountry, particularly when breaking trail. These features also compliment the tight sidecut radius when in skiing mode; it's a ski that can really flow like water through tricky terrain.

We listened to the skis growing fan base and added aluminium skin tabs to the tail of this year's Ego Trip Evolution. These very lightweight additions prevent annoying skin slip during gruelling ascents or when the adhesion between the skin and the ski isn't perfect. It might sound trivial, but it's a real plus when you're mid tour and hours or even days from the nearest ski store.



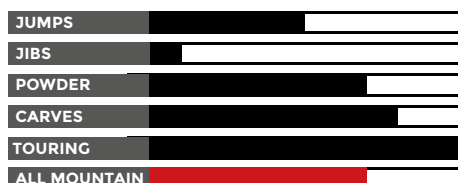
## SHAPE/Tapered Directional

## CAMBER, ROCKER/S-Rocker

## TECHNICAL KEY FEATURES



## TERRAIN MAP & FEEL



## FEEL

Buttery ●●●●●●●●●●●●●●●●●●●● Responsive

## TECHNICAL DETAILS

- ✓ 95MM WAIST
- ✓ JEKYLL & HYDE GEOMETRY
- ✓ HEXO2 TECHNOLOGY
- ✓ BBP ULTRALIGHT WOOD CORE
- ✓ TOPSHEET TRANSPARENCY
- ✓ SINTERED 7.2K BASE
- ✓ SHELTER ROUND TOP
- ✓ TAILBAR WITH MACHINED „SKIN DING“ NEW
- ✓ SHRED READY



The

# DOPPEL GÄNGER

Bruce Wayne, Clark Kent, Bruce Banner and Harvey Dent... all the best superheroes and villains have an alternate personality. Without the use of any gamma radiation or toxic waste, Amplid has created the Alter Ego; a ski with much of the Ego Trip Evolution's DNA, but with a completely different skiing personality.

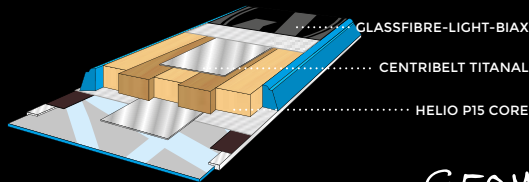
## THE ALTER EGO



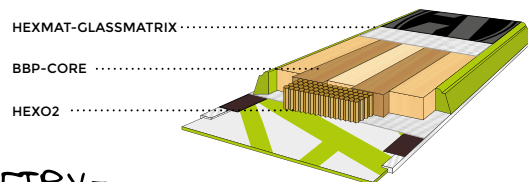
## THE EGO TRIP

### - CONSTRUCTION -

A Titinal spine runs along the entire length of the Alter Ego, above and below the core, creating a stiff, powerful feel that goes hand-in-hand with an aggressive skiing style. The ski's smooth feel at hair-raising speeds is enhanced by Basalt Suspension Strips which run inwards in a V-shape from the contact points. The Alter Ego takes a muscular approach to variable conditions, preferring to bulldoze straight through them than pussyfoot around.




Amplid's BBP core and HEXO2 construction make the Ego Trip Evolution one of the lightest full-sidewall skis on the market, whilst retaining its downhill capability and durability. Honeycomb inlays are placed in the ski's tip and tail to reduce swing weight, improving its nimbleness in deep snow and making the gruelling tour back up the mountain that little bit easier. The Ego Trip Evolution has full sidewall construction and features an aluminium tab at the tail to hook touring skins to. It is almost 600 grams lighter than the Alter Ego, weighing just 1500 grams per ski (175cm).



### - GEOMETRY -

The Alter Ego has a camber-dominant profile; a small amount of early-rise in the tips keeps the edges poised millimetres above the snow, ready to bite. Underfoot an elongated and deeper camber cavity delivers rider inputs evenly along the ski's edges. Despite being more tailored for inbound performance, its inherited outline shape still generates enough lift for powder skiing.



The Evo's generous tip rocker and moderate set-back camber really benefit its performance in deep snow. The comparatively large rocker (when compared to the Alter Ego) and shovel-like tips are a real energy saver when it's time to break trail.



ALTER EGO/CRUISE CAMBER

### - PERSONALITY -

A barnstorming speed merchant with an appetite for destruction. Powerful and reactive, this ski demands a strong pair of legs and nerves of steel. The Alter Ego is the perfect all-mountain resort ski, no matter if you choose to blast through chop and crud in the side-country or spend all-day carving perfect arcs down the groomers and enjoying the centrifugal forces. Experienced skiers will get the most from this ski.

JUMPS	██████████
JIBS	██████████
POWDER	██████████
CARVES	██████████
TOURING	██████████
ALL MOUNTAIN	██████████

A true weight weenie that supports a broad range of skiing abilities. The Ego Trip Evolution is a competent and reliable companion in the backcountry that won't punish a brief lapse in concentration. It's happy skiing in the deeps stuff and well behaved when the conditions are harder or the route home includes groomers. The Ego trip Evolution is an essential ski for long mileage tourers who savor the descents.

JUMPS	██████████
JIBS	██████████
POWDER	██████████
CARVES	██████████
TOURING	██████████
ALL MOUNTAIN	██████████



# BOREDOM'S ANTIDOTE

Q&A with Kevin Salenius

12 months ago Finnish Cartel rider Kevin Salenius presented a series of sketches and diagrams to Amplid's chief shred designer, Peter Bauer. The sketches were the first step of a collaborative process that would last the following 9 months, merging Kevin's ideas with Peter's interpretation.

Rightfully, the first person to test the prototypes, give feedback on the graphics and hold the finished ski in their hand was Kevin; so who better to question about the ski?

## WHAT INSPIRED YOUR FIRST DESIGN?

I've had the idea for the Antidote shape a few years; a ski for hitting big jumps that butters easily, allowing skate style inspired ground tricks. The idea took inspiration from all the different styles I like in skiing then I blended them together.

## IS A TRUE TWIN SHAPE REALLY THAT MUCH BETTER FOR SKIING SWITCH?

I wanted the Antidote to be a true twin shape because when you're skiing as much switch as forward, you want the ski to feel the same both ways. More importantly, the balance point of a symmetrical ski is at the centre, which makes the ski feel stable and centred when doing tricks. At the end of the day it's a taste thing, some people prefer a directional shaped ski while others, like me, prefer a true twin shape.

## YOU DECIDED ON A 90MM WAIST. WHAT MAKES 90 THE MAGIC NUMBER?

Deciding on a waist width was based on experience. Last winter I tried-out the Rockwell which has a 95mm waist; I really liked how stable it felt but it was too heavy for fast rail tricks. On the other hand, the Provoke which has a 84mm waist felt really quick, but didn't feel as stable as, or work as well in soft snow as the Rockwell.

The 90mm waist was the best compromise between the two.

## GETTING THE FLEX PATTERN RIGHT WAS VERY IMPORTANT TO YOU. WHAT'S SPECIAL ABOUT IT?

The flex pattern of the Antidote is really unique. It's stiff underfoot, similar to the Syntax, so it's stable on big landings. The flex then gradually gets softer towards the tips, so it's super good for jibbing. The 5 dim shape makes the tips of the ski feel even more agile and buttery by placing the widest point on the nose and tail closer to the boot than a more traditional ski shape. There are carbon stringers in the ski that add pop and prevent wash-out, but they don't change the buttery feel of the tips.

## HOW WAS YOUR FIRST EXPERIENCE TESTING A SKI PROTOTYPE?

I was finally able to test the prototypes during a trip to Les Deux Alpes, France. I was there for some summer skiing at the glacier and coaching at a camp. When I picked them up I was like a little kid at Christmas, I was so excited to finally test them.

L2A is the perfect place to test skis, there's a big park with rails and jumps, a few long

groomed runs and I also found some deeper snow out of bounds. At the glacier the weather and snow conditions are rapidly changing all the time, so I was able to test the prototypes in pretty much every condition imaginable.

I knew before I tried the prototypes that the Antidote was going to be a fun ski in the park, but when I actually got to test it for the first time I was really blown away by how playful this ski is. I've never seen a ski that is so fun. Within the first couple of test runs I'd landed tricks I hadn't ever done before.

## HOW DOES IT SKI IN SOFT SLUSH AND ON HARD ICE?

On the slushy and sometimes icy park in Les Deux Alpes, I was really happy with how the Antidote performed. I was able to glide over the slush and get enough speed for all the features while some people were struggling with getting enough speed to hit even the small rails. In the mornings when the whole glacier was a huge block of ice I had no problem at all. You might think that Antidote, because of the flex and rocker profile, won't hold a strong edge, but because of the tight sidecut I was able to get all the grip on the snow that I needed.

## HOW STOKED ARE YOU THAT YOUR SKI CONCEPT BECAME A REALITY?

My stoke level is out of this world. It feels so good that the ski became a reality after countless emails back and forth with Rich and Peter; ski testing, designing, tweaking, feedback and graphic ideas. I'm sure the Antidote will open up so many new possibilities for tricks and style. I hope everybody will enjoy the ski as much as I do!







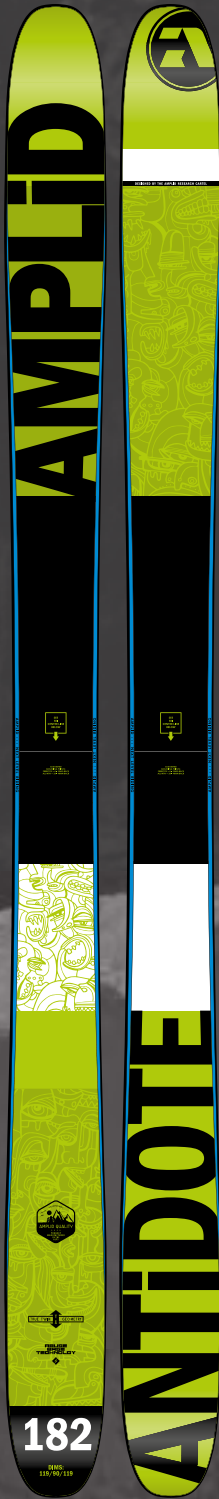
# THE ANTIDOTE

Take this medicine daily

SIZES	166	174	182
width in mm	119/90/119	119/90/119	119/90/119

Kevin Salenius is one of the most creative skiers on Earth; who else would Amplid enlist to collaborate on a new park and urban ski to replace the Antidogma?

Kevin's skiing is a whirlwind of butters, presses and other tech wizardry. A 90mm waist finds the right balance between lightweight for tech tricks and a shape that works on softer spring snow. The Antidote's 5-dim tips have a long kick radius and a lot of reverse sidecut which makes them more flexible than a yoga guru and more buttery than your Auntie's muffins. Underfoot there's a shallow camber which provides a stable platform to launch tricks from and land on. Pop-Band carbon stringers running from tip to tail along the base of the Antidote help to prevent washout when butters get too wild and add all important pop. Despite its short running length, the aggressive sidecut keeps it gripping on hard snow... it's made for the cold, rock hard tundra of Finland duh! Inherited from its predecessor, life-extending Roundtop and Abuse Base Technology resist the daily knocks, scrapes, chips and grinds that go hand-in-hand with riding the streets and lapping the park.



base



## SHAPE/True Twin

## CAMBER, ROCKER/Camrock

## TECHNICAL KEY FEATURES



## TERRAIN MAP & FEEL



## TECHNICAL DETAILS

- ✓ 90MM WAIST
- ✓ JEKYLL & HYDE GEOMETRY
- ✓ TRUE TWIN
- ✓ POP BAND CARBON STRINGERS
- ✓ ABUSE BASE TECHNOLOGY
- ✓ SINTRUDED 6.6K DIECUT BASE
- ✓ SHELTER ROUND TOP
- ✓ TPU SPIN TIPS
- ✓ SHRED READY



# THE PROVOKE

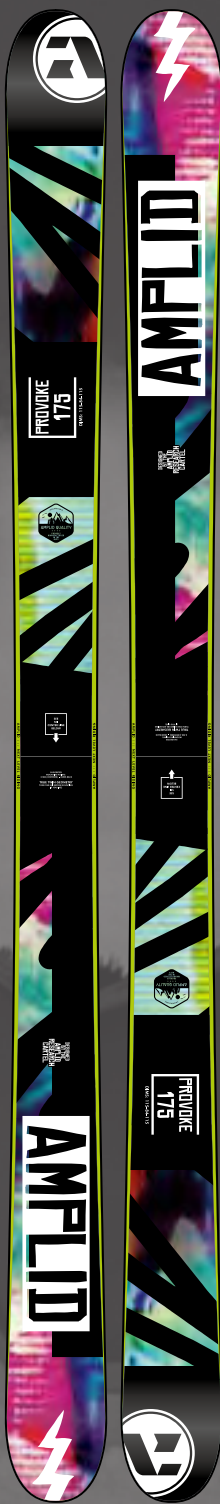
The progression weapon

SIZES	159	167	175
width in mm	115/84/115	115/84/115	115/84/115

Amplid is very proud to offer freeskiers a seriously capable park ski, designed and manufactured in the European Alps, with a budget conscious price tag.

The Provoke is optimised for durability and skiing progression. Its tough WDT Polywood core has astounding flexibility and extreme impact resistance; paired with full-sidewall construction and Impact glassfiber the Provoke is without a doubt the most bombproof ski in the Amplid line. The Camrock camber line features an area of regular camber underfoot for stability and edge control. Early rise tips are responsible for the Provoke's buttery feel and forgiving nature; this ski really encourages the learning of new tricks. And for skiers determined to master switch tricks and landings the Provoke's true twin shape is a real helping hand.

Switch-up the 69 Concept graphics and mount them the way you like 'em to add that customised feel to your favourite shred sticks.



base

## SHAPE/True Twin

## CAMBER, ROCKER/Camrock

## TECHNICAL KEY FEATURES



## TERRAIN MAP & FEEL



## FEEL

Buttery ●●●●●●●●●●●●●●●● Responsive

## TECHNICAL DETAILS

- ✓ TRUE TWIN
- ✓ 84MM WAIST
- ✓ WDT POLYWOOD CORE
- ✓ EXTRUDED 4.4K BASE
- ✓ 69 GRAPHICAL CONCEPT
- ✓ GLASS FIBER IMPACT BIAX
- ✓ TPU SPIN TIPS
- ✓ TWINBEVEL SIDEWALLS
- ✓ SHRED READY



# THE PROVOKE JR.

Next level skis for the next gen

<b>SIZES</b>	<b>125</b>	<b>135</b>	<b>145</b>
width in mm	114/76/105	114/76/105	114/76/105

The Provoke's younger brother: a ski created exclusively for young rippers with a growing eye for style.

PU core and CAP construction keep the Provoke Jr lightweight, durable and affordable.

Provoke inspired retro skate graphics ace the competition.

The Provoke Jr. comes with premounted Tyrolia „easy-toslide- on“ LRX plates and bindings.



base

## SHAPE/Tapered Directional

## CAMBER, ROCKER/Cruise Camber

## TECHNICAL KEY FEATURES



## TERRAIN MAP & FEEL

JUMPS	██████████
JIBS	██████████
POWDER	██████████
CARVES	██████████
ALL MOUNTAIN	██████████

FEEL

Buttery ●●●●●●●●●●●●●●●●●●●● Responsive

## TECHNICAL DETAILS

- ✓ PU CAP CONSTRUCTION
- ✓ MAGMA EDGE SHOCK ABSORBER
- ✓ HORSESHOE EDGE
- ✓ GLASSFIBRE IMPACT BIAx
- ✓ MC BEZIER SPLINE SIDECUT
- ✓ EXTRUDED BA 4.4 DURASPEED BASE
- ✓ SHRED READY

## SET INCLUDES

- ✓ PREMOUNTED TYROLIA® LRX RAILS
- ✓ TYROLIA®LRX 7.5 AC BINDING
- ✓ MATCHING BRAKES (78MM)



# UNISEX SKIS?

“ MEN'S SKIS ARE TOO LONG FOR ME.  
MEN HAVE MORE MUSCLE AND NEED  
A MORE AGGRESSIVE SKI FLEX.  
WOMEN'S SKIS ARE LIGHTER AND EASIER TO SKI. ”

These are just some of the misconceptions surrounding women specific skis. The reality is that women don't need or want lacklustre skis with a quirky feminine graphics; they are demanding the same level of performance from their skis as men.

Amplid skiers, male or female, do not play off the ladies tees. For this reason Amplid is adding shorter unisex lengths to favorites in the collection. These skis' flex patterns are optimised for lighter, shorter riders; they don't make the distinction between male and female skiers, only between good and bad. It's Amplid's belief that opening up the entire ski range to women is far more progressive than limiting strong skiers to a couple of token afterthoughts.

Ski geometry has one distinct advantage over snowboard geometry when it comes to developing unisex products. For the most part, Ski width is defined by the snow conditions that the ski is intended for. A snowboard's width is dependent on boot size. The average female boot size is a couple of centimetres shorter than the average male boot size, board width reflects this.

Don't get pigeon-holed when choosing your equipment. If you're a confident, technically proficient and powerful skier then there's no reason why you shouldn't be skiing a unisex model. Look for the red skis in the Amplid range, because Amplid designed them for you too.



*Our unisex skis  
for shorter riders!*





# SKI POLES

---

## CARBON QUAD

The four part masterpiece

---

SIZES	UNISIZE
in cm	95 - 130

A superlight, four part, carbon touring pole which folds down to a length of 38cm, enabling it to fit easily into your pack. The snap-lock makes length changes simple and keeps the pole secure. Its free pivoting powder baskets allow for firm pole-plants in steep, icy terrain. Short expedition grips are essential for tricky sections and traverses.




## SHIFT SHAFT

One pole for everything

---

SIZES	UNISIZE
in cm	95 - 130

Switch from freeride to freestyle mode with a quick twist; adjustability is the Shift Shaft's speciality. Its sticky, two part, ergonomic grips are comfortable to hold all-day every-day. Adjustable from 95-130cm..



## REDUX

No-nonsense, durable, park pole

---

SIZES	UNISIZE
in cm	95 - 130

The Redux is a durable aluminium pole with a slick paintjob. Its no-thrills, minimalist construction means there are fewer components which can break. The sticky, slim grips make holding grabs super easy.



# SKI BINDINGS

---

## ATTACK

Solid, dependable bonding

---

DIN

13

16

A robust binding for park and freeride skiers. Market leading weight and safety features set this binding apart from the alternatives. Available with a maximum DIN of 13 and 16.



## ADRENALINE

The true freerider's AT choice

---

DIN

13

16

With the Tyrolia Adrenalin Freeride binding no terrain is inaccessible. It combines performance driven freeride features and precision control with high tech ergonomic walking mechanisms.



## AMBITION CARBON

It skis as good as it looks

---

DIN

12

The lightest non "Tech binding" touring solution. Control your big skis in bigger terrain. A new Carbon Tube strips 190 grams from the standard Ambition weight. Compatible with a variety of brake and crampon widths.



The image is a vertical banner. It features a central vertical band of a vibrant, textured blue color. On either side of this blue band are vertical panels with a grey, pebbly or granular texture, resembling snow or a similar material. The overall composition is clean and modern, with a focus on texture and color contrast.

# NEXT LEVEL SNOWBOARDS

Futureproofed feel, flow and freedom

---





# AMPLID SNOWBOARDS

Futureproofed feel, flow & freedom

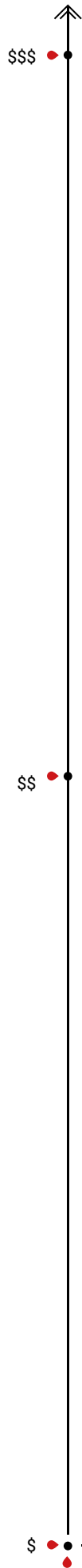
Every Amplid snowboard excels in different terrain. Use this map to find a snowboard that performs in your chosen mountain environment and matches your budget. Narrow down your selection using the more detailed "psychogram" located at the bottom left of each product page.

**NEW**

**NEW**/New Model, Mould or Construction

## TERRAIN MAP & FEEL

For exact terrain mapping of each model as shown below please flick to its page and look for this chart:



**NEW**

### THE HIFI/Cruise Camber



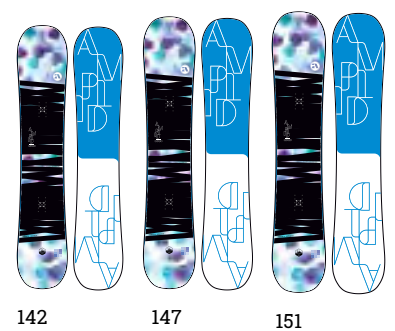
### THE STEREO/Hybrid-V



### THE POCKETKNIFE/Hybrid-V



### THE GOGO/Hybrid-V



Urban & Park

NEW

THE MILLIGRAM SPLIT/Cruise Camber



158

163

168

THE MORNING SPLIT/S-Rocker



163

THE UNW8/Pop Camber



156

159

163

163W

NEW

THE CREAMER SPLIT/Cruise Camber



158

163

168

THE MORNING GLORY/S-Rocker



163

THE PARADIGMA/Cruise Camber



156

159

163

163W

THE CREAMER/Cruise Camber



158

163

168

THE LOVELIFE/Hybrid-V



148

152

THE PILLOWTALK/Mid-Riser



156





# THE MORNING GLORY

A strong coffee and the first chair


<b>SIZES</b>	<b>163</b>
width in mm	260

The Morning Glory turns on a dime and accelerates like a rocket, adding surf-style flow and creativity to your powder riding abilities.

Jekyll and Hyde Geometry is responsible for the Morning Glory's breath-taking manoeuvrability in tight terrain, but provides a surprising amount of stability in the high alpine too. HEXO2 construction not only amplifies the nimble feeling, it's a real plus on long hikes too.

The board's clever shape has the same active surface area as a typical snowboard shape a whole 12cm longer! Its long, subtly rockered, elliptical nose allows for very balanced weight distribution even in super deep snow without any fear of submarining, so you can forget the dreaded back leg burn. Its cambered tail is firm and poppy and increases the amount control available in situations when a rockered tail might wash-out. The board's moderate 10mm of taper is just enough to improve deep snow performance without compromising its carving abilities on hard-pack snow conditions.

Rip and slash the Morning Glory down a white wave like your favourite quad fin.



base

**SHAPE/Tapered Directional**

**CAMBER, ROCKER/S-Rocker**

**TECHNICAL KEY FEATURES**




**TERRAIN MAP & FEEL**



**TECHNICAL DETAILS**

- ✓ JEKYLL & HYDE GEOMETRY
- ✓ ELLIPTICAL POWDER NOSE
- ✓ HEXO2 TECHNOLOGY
- ✓ HELIO P15 ULTRALIGHT WOOD CORE
- ✓ S-ROCKER
- ✓ SINTERED 7.2K DIECUT BASE (FLIP FLOP)
- ✓ GLOSSY PLT FINISH
- ✓ SHRED READY





# PILLOW TALK

## CLEVER GEOMETRY



There's only one factor that truly increases the floatation of a snowboard in deep snow, square centimetres. Rocker, 3D bases, taper... all these things are just nice seasoning to make the whole powder board recipe taste even more delicious, but surface-area is the main ingredient.

Riding long freeride boards can be a lot of fun in wide open bowls, but in tight terrain they can feel sluggish and unresponsive. In this kind of terrain it's nice to ride a shorter, more agile shape, but snowboard geometry is kind of restrictive because it isn't possible to fit too much of something into a space that is too small. Or is it?

Call it clever or perhaps it's just common sense, but adding 1.5cm to the Pillow Talk's width creates the same additional surface area as adding 9cm to the length. Suddenly we have on our hands a 156cm long freestyle snowboard with the same surface area as a 165cm freeride gun!

A completely rectangular kick shape has 27% more surface area than a circular design. Therefore the blunter the kick shape, the more surface area it has. But for the entire kick to generate lift, it must be engaged, pushing down on the snow. The nose and tail kicks of the Pillow Talk are as flat as physics will allow, guaranteeing that they're contributing to the board's buoyancy at slower, tree-line speeds. The kicks' very subtle, elliptical radius has just enough rise in the tip to prevent those dreaded "going over the handlebars" moments.

The final tweak is making the board as wide as possible, for as long as possible. Stretching-out the contact-points at the nose and tail scavenges every possible square centimetre from the geometry. Additionally it brings the widest part of the board, the area with the most buoyancy, closer to the rider's feet, improving responsiveness.

Now it's time for the seasoning! A touch of taper in the tail, just 7mm, is enough to tilt the nose up and the tail down; this improves floatation by encouraging a natural, balanced riding position without having to move the stance back. Mid-Riser's flat section between the bindings and very subtle early rise in the tips heightens the Pillow Talk's "out-of-body" feel in the deepest powder and generates unmatched acceleration.

**HOW MUCH CONSIDERATION WENT INTO THE LAST BOARD YOU RODE IN POWDER?**


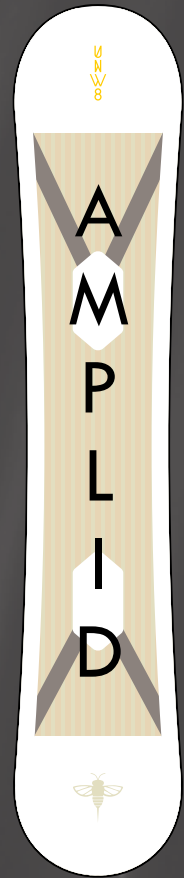

*Ride it  
Short and  
Wide!*

# THE UNW8


Three turns ahead of the pack

SIZES	156	159	163	163W
width in mm	248	250	253	267

Over the years the UNW8 has earned itself a reputation for raw, uncompromising performance. This true all-mountain thorough-bred, which fuses high-grade materials and refined geometry, always impresses. Renowned for its mastery of hard snow conditions, the UNW8 uses carbon V-POP Stringers to feed rider inputs from the bindings directly to the edge, locking it into carves. A stiff torsional flex makes the UNW8 a harsh ride for inexperienced snowboarders, but for those who know how to handle such a weapon the performance is unlimited and the G-forces spellbinding! Despite its direct feel it's more than capable in powder. Strategically placed areas of honeycomb in the tips and between the bindings keep the UNW8 lean, cutting swing weight dramatically. Freeriders will become addicted to the agile and responsive handling that its vapour-weight construction creates. Dressed in a debonair graphic; semi-transparent base details and soft touch topsheet print set the UNW8 apart visually from the wannabes on the board rack.



156



159



163



163W

## SHAPE/Directional

### CAMBER, ROCKER/Pop Camber

### TECHNICAL KEY FEATURES




### TERRAIN MAP & FEEL



## TECHNICAL DETAILS

- ✓ DIRECTIONAL ALL-MOUNTAIN SHAPE
- ✓ HEXO2 TECHNOLOGY
- ✓ HELIO P15 WOOD CORE
- ✓ V-POP CARBON STRINGERS
- ✓ SINTERED 7.2K NANO BASE (FLIP FLOP DIECUT)
- ✓ REDUCED 4X2 INSERT PATTERN
- ✓ FLY TIPS
- ✓ SPLIT SIDEWALL
- ✓ GLOSSY PLT FINISH
- ✓ SOFT TOUCH TOPSHEET DETAIL
- ✓ BASE TRANSPARENCY
- ✓ SHRED READY






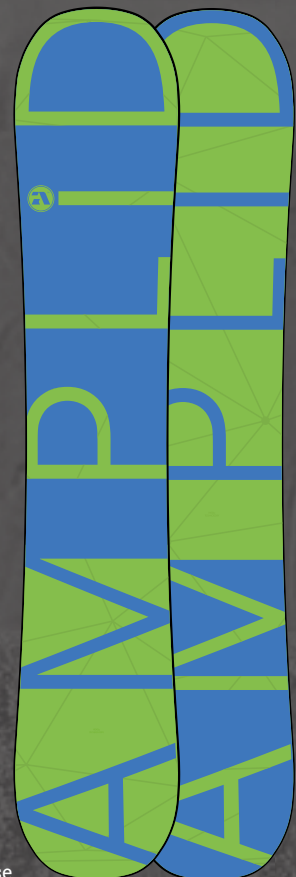


# THE HIFI

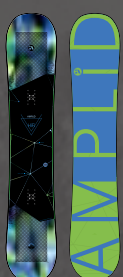
High fidelity snowboarding has arrived

SIZES	151	155	158	158W
width in mm	249	253	255	262


Cartel riders Dash Kamp and Philip Toplitsch spend their winters learning tricks in the park and adapting them to the backcountry. Trying a new trick at a fresh spot is difficult enough; changing-up boards to suit the conditions and terrain can add another layer of difficulty to the process. The HiFi can kick-it at the Dew Tour one day and dominate a backcountry feature the next. Based on the Stereo's flawless geometry, its true twin shape cleverly combines surface area for floatation with a familiar board width and a ripping sidecut. R&D at Amplid is democratic process; the team unanimously voted for camber. Cruise Camber makes snowboarding easier. It has an energised and reactive feel, but doesn't dive and sink in powder like more aggressive cambers. Carbon POP-Band reinforcement which runs from tip-to-tail enhances the board's pop for extra ollie power. For a high-end board like the HiFi, HEXO2 construction is the icing on the cake. Replacing wood with areas of honeycomb in the tips and between the bindings cuts swing-weight dramatically; mid-flight you might forget you ever strapped-in.




151



155



158



158W

base

## SHAPE/True Twin

## CAMBER, ROCKER/Cruise Camber

## TECHNICAL KEY FEATURES




## TERRAIN MAP & FEEL



FEEL  
Buttery ..... Responsive

## TECHNICAL DETAILS

- ✓ TRUE TWIN ALL-MOUNTAIN SHAPE
- ✓ FULLER TIP SHAPE
- ✓ HEXO2 TECHNOLOGY
- ✓ HELIO P15 ULTRALIGHT WOOD CORE
- ✓ POP BAND CARBON STRINGERS
- ✓ SINTERED 7.2K NANO BASE (FLIP FLOP DIECUT)
- ✓ FLY TIPS
- ✓ GLOSSY PLT FINISH
- ✓ MATTE TOPSHEET DETAILS
- ✓ SPLIT SIDEWALLS
- ✓ SHRED READY





# THE STEREO

No one hit wonder

SIZES	151	155	158	158W
width in mm	249	253	255	262

The Stereo achieves the rare but perfect 50/50 balance between playfulness and performance. It's astonishing how well this fun and buttery snowboard carves on crispy hardpack. The Stereo's all-mountain, true twin shape defines versatility. When riding this alluring snowboard nothing is off the agenda; it is possible to spend all morning making effortless turns and stomping drops in bottomless powder and then ride icy pipe walls or slushy hits in the afternoon. The Stereo's bloated tip shape and smooth kick radius boost its soft snow performance. Hybrid-V combines the best attributes of camber and rocker. Camber sections under the feet add pop and resistance to the nose and tail and ensure that the Stereo's entire effective edge is active and gripping when turning, carving and braking. Rocker between the inserts keeps the Stereo loose and agile and makes riding in powder a doddle. With the Stereo, packing a true twin for a two week shred holiday can no longer be considered optimistic or just plain dumb. This snowboard rides everything and does it with confidence and panache.



base

## SHAPE/True Twin

## CAMBER, ROCKER/Hybrid-V

## TECHNICAL KEY FEATURES




## TERRAIN MAP & FEEL



## TECHNICAL DETAILS

- ✓ TRUE TWIN ALL-MOUNTAIN SHAPE
- ✓ FULLER TIP SHAPE
- ✓ P10 SUPERLIGHT WOOD CORE
- ✓ SINTERUED 6.6K DIECUT BASE (FLIP FLOP)
- ✓ FLY TIPS
- ✓ GLOSSY PLT FINISH
- ✓ SHRED READY



# THE POCKETKNIFE


The urban cohort

SIZES	145	150
width in mm	252	255

The Pocketknife's Jekyll & Hyde Geometry conceals the effective edge of a snowboard 8-10cm longer, so that park riders and urban hustlers who ride a shorter, more agile snowboard with less swing-weight don't need to sacrifice performance. The Pocketknife's stumpy, skatedeck style, flat kicks not only look legit they're all you need for riding in all conditions with the exception of the deepest powder.

Hybrid-V, a union of camber areas under the bindings and a rocker waist, is key to the Pocketknife's loose, easy to pivot feel. The snappy regions of camber under the feet and the softer waist will boost ollies to the moon and exaggerate presses and butters. To prevent unnecessary base deformation when riding boxes and rails the Pocketknife features Abuse Base Technology. ABT is a weightless metal gauze located between the base and the bottom layer of fiberglass which runs along the whole length of the base. The metal particles conduct heat away from hotspots caused by metal-on-base friction, preventing the melting of the extruded plastic base.

In a scene full of wannabe thugs and gangsters, the PK's flamboyant Miami Camo shows you don't take yourself too seriously.



base



## SHAPE/True Twin

## CAMBER, ROCKER/Hybrid-V

## TECHNICAL KEY FEATURES



## TERRAIN MAP & FEEL




## FEEL



## TECHNICAL DETAILS

- ✓ FLAT KICKS
- ✓ JEYKLL & HYDE GEOMETRY
- ✓ FULL LENGTH ABUSE BASE TECHNOLOGY
- ✓ P10 SUPERLIGHT WOOD CORE
- ✓ EXTRUDED 4.4K DIE-CUT BASE
- ✓ MATTE TOPSHEET GRAPHIC
- ✓ SHRED READY



# THE LOVELIFE


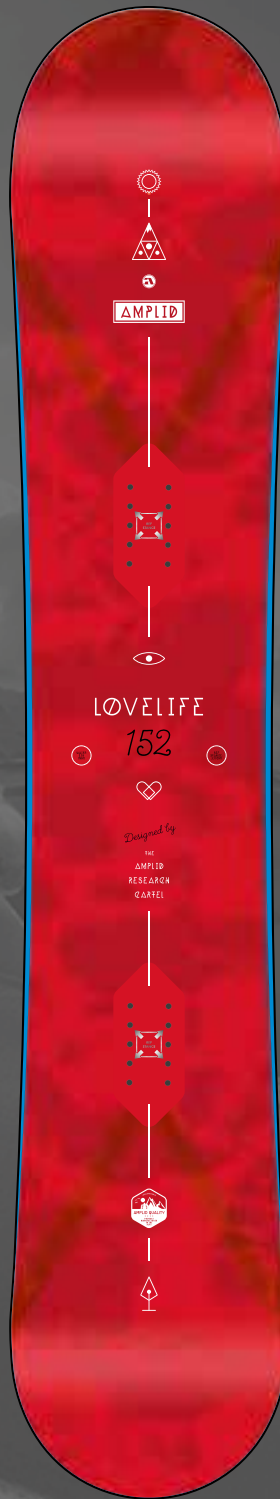
Fall head-over-heels... in love

SIZES	148	152
width in mm	235	238

Chest deep coastal powder in Whistler. Slushy afternoons on the sunny side of the Pyrenees: Picking scary lines through the Valley Blanche. Whatever challenges you set yourself this winter, you can depend on the LoveLife.

The LoveLife's is dialed for conquering the whole mountain. Its directional shape and set-back stance are exactly what's needed for driving carves on rock-hard pistes or floating lofty turns in blower pow. Hybrid-V camber combines the progressive feel of rocker with the performance elements of camber inspiring you to push your riding into new terrain.

Visible through the partially transparent topsheet are its new Basalt Suspension Strips. These braided, inch-wide strips run from the board's contact points to the bindings where they dampen vibrations to reduce rider fatigue in variable snow conditions, meaning longer days on the mountain. The LoveLife has a slick 6.6K sintruded base; a low maintenance alternative to sintered material with similar glide properties. Prepare yourself; it might be love at first ride!



base

## SHAPE/Directional

### CAMBER, ROCKER/Hybrid-V

### TECHNICAL KEY FEATURES




### TERRAIN MAP & FEEL



FEEL  
Buttery ..... Responsive

## TECHNICAL DETAILS

- ✓ DIRECTIONAL ALL-MOUNTAIN SHAPE
- ✓ BASALT SUSPENSION STRIPS **NEW**
- ✓ P10 SUPERLIGHT WOOD CORE
- ✓ SINTRUDED 6.6K DIECUT BASE
- ✓ FLY TIPS
- ✓ GLOSSY PLT FINISH
- ✓ TOPSHEET TRANSPARENCY
- ✓ SHRED READY



# THE GOGO




Your new best friend

SIZES	142	147	151
width in mm	238	240	247

The GoGo is a smaller and softer version of Amplid's all-mountain twin, the Stereo. Designed specifically for women, its narrower waist accommodates smaller boot sizes. The GoGo has a true twin shape but its longer and fuller tip shape provides all the lift needed to deal with deep powder. So despite its freestyle geometry the GoGo is certainly capable of a day hunting drops and linking perfect pow turns off the sides of the groomed trails.

A soft flexing Hybrid-V camber blends the responsive and lively feel of traditional camber with the deep snow performance and playfulness of rocker. Hybrid-V camber also reduces edge pressure at the contact points eliminating twitchiness when on a flat base. Getting stuck on the flats will soon be a thing of the past.

Always fun to ride, the GoGo's versatile shape and forgiving flex encourage self-confidence and inspire fast progression. Whether you're a complete beginner or seasoned veteran, the GoGo will empower you to reach your desired skill level in no time.



SHAPE/True Twin

CAMBER, ROCKER/Hybrid-V

TECHNICAL KEY FEATURES



TERRAIN MAP & FEEL



FEEL  
 Buttery ..... Responsive

TECHNICAL DETAILS

- ✓ TRUE TWIN ALL-MOUNTAIN SHAPE
- ✓ FULLER TIP SHAPE
- ✓ P10 SUPERLIGHT WOOD CORE
- ✓ SINTERUDED 6.6K DIECUT BASE (FLIP FLOP)
- ✓ FLY TIPS
- ✓ MATTE BLACK DETAILS
- ✓ GLOSSY PLT FINISH
- ✓ SHRED READY



# ADVANCED SPLITBOARD SCIENCE

Q&A with Peter Bauer

The Milligram features the world's lightest splitboard construction and geometry that has taken a lifetime to perfect. Peter Bauer, the Milligram's designer, explains the technologies and shaping concepts which feature in the undisputable flagship of Amplid's 15/16 snowboard collection.

## WHAT QUALIFIES YOU TO DESIGN SPLITBOARDS?

I've spent more time in pow than most board designers, so you can assume I know what it takes to design a board which floats. That's the first part. The other important part is touring up, which has more to do with an understanding of composite materials and a very personal wish not to carry useless kilos up the hill. A splitboard core is like Swiss cheese with all its many inserts, so saving a lot of weight here is difficult. Instead, the majority of the weight savings have to be realised by the composite component - the weaving and the resin. This is where Amplid's technologies come into play and it's another area where I have a lot of experience. In the past 30 years I've learned a lot about board design which I draw-on daily to design products.

## WHERE DOES THE MILLIGRAM'S SHAPE COME FROM?

The shape was taken from the B10/30, a limited edition snowboard that Amplid released last winter to mark my 30 year snowboarding anniversary and Amplid's 10th birthday. I set myself the challenge of building the ultimate Freeride snowboard shape, perfect for whatever the mountains can throw at me. It's really awesome.

## WHAT'S SPECIAL ABOUT THIS NEW SHAPE?

Well for one, it took me 30 years to finally design the B10/30! It was a self-gratifying exercise in applying everything I've ever learned about snowboard geometry to one outline shape, core profile and camber-line. The nose geometry is long, blunted and fuller at the sides. Combining this nose geometry with a very large, elliptical, scoop radius gives the board incredible floatation.

The shape is narrowly tapered, only 4mm, and has a stumpy tail kick which improves manoeuvrability in deep snow without reducing tail hold on hard snow. The sidecut and waist width are almost identical to the UNW8 so you can rest assured that handling on hard snow is one of its competences. The side profile is predominantly camber; a mellow cavity, 5mm at its deepest, runs from 12cm in front of the front foot through to the tail. 2mm of subtle early-rise in the nose aids buoyancy and stability, but keeps the contact points close to the snow for lightning fast response.

## YOU'RE NOT SOLD ON THE BENEFITS OF A LONG SIDECUT RADIUS?

Let's put it this way: I don't want to make huge GS-turns at 100kmh on hard pack snow. When the surface is windblown or icy, sidecut is really important for maximum control. When the snow is soft and the face big enough to make monster turns, then having sidecut doesn't bother me

## BALSA IS SOFT, HOW DO YOU KEEP THE BOARD DURABLE?

The BBP core is actually quite complex, with many different varieties of woods, but mainly Birch, Balsa and Paulownia with some strategically placed Poplar. It is important to place the harder woods where stability is a priority and where the hardware is mounted. The less dense varieties can go where physics allow weight savings, but we're careful to use Balsa frugally. Fiberglass deck patches provide additional impact protection under weight-bearing hardware. The exact wood configuration is an ARC secret.

## WHAT ARE THE BENEFITS OF GOING TOPLESS?

Topless tech is simply about saving weight. You probably don't want to deal with tourists skiing over the board's tail in the lift line, at least not every day, but the Milligram is built for the lonesome hiker venturing deeper into the backcountry far from the maddening crowds.

## HOW DOES ALL OF THIS TECHNOLOGY BENEFIT THE AVERAGE SPLITBOARDER?

Having such a light board under your feet is a real advantage. Your average splitboard might weigh 3.6Kg, which means you have to lift 1.8 kg with your thigh and shin muscles with every step, and that's not accounting for boots and bindings! Saving 500gr. on each leg makes a big difference to endurance, speed and power levels. Most importantly, 1st tracks will be on the menu simply because you're first to the top.

## AND FINALLY HOW DOES THE FEEL OF A CARBON FIBER SPLITBOARD DIFFER TO FIBERGLASS?

In general a carbon board will always feel snappier and more responsive than its fiberglass equivalent. Every move you make on a carbon board is transmitted onto the snow, which gives it a "wired" feel. Whereas most brands make their carbon boards as stiff as a tree trunk, when I'm designing a carbon snowboard I like it to be pliable and playful to a defined level of deflection, at which point the board feels stiffer. Also, carbon will absorb a lot fewer lumps and bumps than standard fiberglass, but who wants a limousine when they can own an F1 car right! Putting it simply, a carbon board will require slightly more technique and experience.








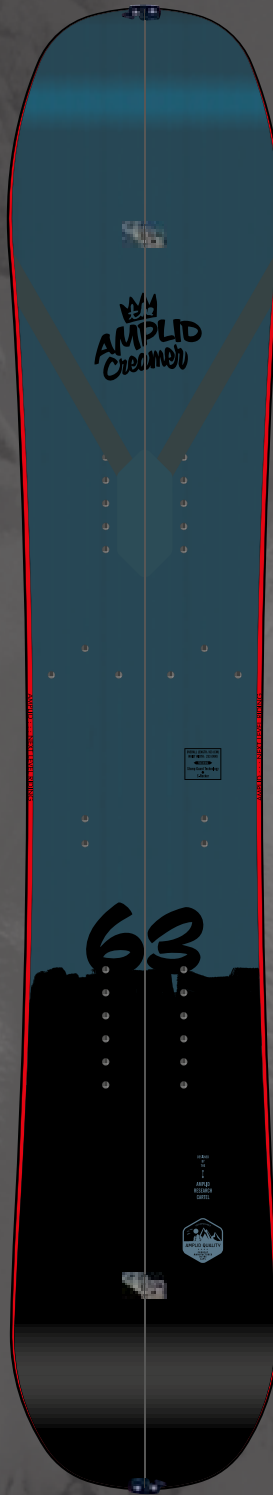
# THE CREAMER SPLIT

The wallet friendly workhorse

SIZES	158	163	168
width in mm	251	253	259

The Creamer Split is an exciting entry point into Amplid's splitboard collection. Everything about this freeride gun is focused on accessibility; its flex is firm but progressive and the shape, which was adopted from last year's limited edition release the B10/30, sets a new standard for all-mountain versatility. Using a wet lay-up manufacturing technique means that the Creamer Split is a little heavier than its siblings, but at 3.2Kg (including Karakoram connector clips) it's still lighter than most of the competition.

Unlike many snowboard shapes on the market which have been retrofitted with reverse camber, the Creamer Split's rocker/camber hybrid profile, flex and outline shape were developed simultaneously. Whether your next tour is a blessed with bottomless powder or it's a case of navigating bulletproof windslab the Creamer Split will grip, rip and float on demand. In choppy conditions the Basalt Suspension Strips are very efficient at taming nasty vibrations keeping the Carbon Split well behaved. The mellow elliptical nose cavity and underfoot camber are the perfect combination for effortless glide and dependable traction when touring. To guarantee performance during long descents the Creamer Split is mounted with Karakoram board clips. Tested and proven pre-cut Kohla climbing skins can be purchased separately.



base

## SHAPE/Tapered Directional

## CAMBER, ROCKER/Cruise Camber with early rise

### TECHNICAL KEY FEATURES




### TERRAIN MAP & FEEL



FEEL  
 Buttery ●●●●●●●●●●●●●●●● Responsive

### TECHNICAL DETAILS

- ✓ LEGENDARY B10/30 SHAPE
- ✓ P10 SUPERLIGHT WOOD CORE
- ✓ BASALT SUSPENSION STRIPS **NEW**
- ✓ SINTRUDED 6.6K DIECUT BASE (FLIP FLOP)
- ✓ FLY TIPS
- ✓ KARAKORAM CLIPS
- ✓ GLOSSY PLT FINISH
- ✓ MATTE BLACK DETAILS
- ✓ SEMITRANSSPARENT TOPSHEET
- ✓ ELLIPTICAL POWDER NOSE
- ✓ SHRED READY



# THE BALANCE 4.0

Brain-Snow-Connection

<b>SIZES</b>	<b>S/M</b>	<b>L/XL</b>
Boot size	24.5-27.5	27.5-30.0

WEIGHT\*: APPROX. 820 GR.  
(\*SIZE S/M; WITHOUT DISC)

C4.0 stands for Carbonstringer 4th Gen. This vapor weight new BALANCE binding - or ather bonding - is your seamless brain-board-connection. Commands from your mind to your board are transmitted within a split-second thanks to the ultra-light carbon-blended fuselage.

The asymmetrical winged hi-back joins forces with our reduce-to-the-max straps for more controlled presses, spins and butters. The springloaded auto-open joint keep the straps out of their way, our PPC6 carbon reinforced and softtouch coated buckles travel 5 (FIVE !!!) teeth at once - you never strapped in quicker.

Add the forget-it's-there feel and telepathic control of its anatomically shaped strap and hi-back. It reacts before anything else has a chance to.

## FEEL-O-METER

### RESPONSE

Forgiving ●●●●●●●●●●●●●●●●●●●●●●●● Superdirect

### FEEL

Buttery ●●●●●●●●●●●●●●●●●●●●●●●● Responsive



BALANCE / PROLIFIC

## FEATURES

- ✓ ✓ TOOL FREE FORWARD LEAN ADJUSTMENT
- ✓ ✓ INDEPENDENT HIGHBACK ROTATION
- ✓ ✓ SPRING LOADED AUTO-OPEN TOE STRAPS
- ✓ ✓ SPRING LOADED AUTO-OPEN ANKLE STRAPS
- ✓ CARBON STRINGER IN HIGHBACK
- ✓ CARBON REINFORCED BASE PLATE
- ✓ ✓ DOGBONE 3D ANKLESTRAP
- ✓ ✓ FULL DISC COVERING EVA-DAMPENING BASE PADS
- ✓ SILICON AIR CUSHION UNDER HEEL
- ✓ ✓ TRANSFORM. PADDED F.O.C. TOE STRAP
- ✓ ✓ SUPERLIGHT PPC6 BUCKLES WITH 5-TEETH-TRAVEL
- ✓ ✓ ASYM HIGHBACK WITH BUTTERWING
- ✓ ✓ ADJUSTABLE TOERAMP
- ✓ ✓ TOOL FREE STRAP ADJUSTMENT
- ✓ SOFTTOUCH COATING

CARBON FIBRE STRINGER FOR MAX CONTROL



SOFTTOUCH COATED BUCKLES! 5 TOOTH TRAVEL



TOOL FREE STRAP ADJUSTMENT



AUTO OPEN - COME ON IN!!!



TWO SILICON CUSHION PADS



# THE PROLIFIC S.L.

Control in Park or Pow

SIZES	S/M	L/XL
Boot size	24.5-27.5	27.5-30.0

WEIGHT\*: APPROX. 890 GR.  
(\*SIZE S/M; WITHOUT DISC)

Maximum support, direct control and yet forgiving. From urban Chicago handrails to steep Chamonix chutes, the PROLIFIC is the binding the A.R.C. chooses and trusts on their missions. Slightly softer and more forgiving than the Balance, the Prolific is the one-for-all.

We have added our balance-approved asym highback, plus toolfree forwardlean adjustment and "Freedom-of-Choice" toestraps for ergonomic perfection. Experience the maximized feel, cushioning, and connectivity of its indestructible baseplate and soft, forgiving hi-back.

The super-minimized Freedom Of Choice capstraps enhance control and safe weight.



## FEEL-O-METER

### RESPONSE

Forgiving ●●●●●●●●●●●●●●●● Superdirect

### FEEL

Buttery ●●●●●●●●●●●●●●●● Responsive

SUPER PADDED ANKLESTRAP CONSTRUCTION



ASYM WINGED HIBACK



ANTISLIP TOESTRAP CONSTRUCTION



ALL STRAP ENDINGS HIDDEN IN TUNNELS



AUTO OPEN - ONCE MORE !!!



## BAGS

---

### THE BOARD CARGO

**FITS LENGTH** <166

A board garage for 6

---



### THE SKI CARGO

**FITS LENGTH** <199

A ski garage for 4

---



### THE AMBUSH BOARD SACK

**FITS LENGTH** <166

A bag for the storm trooper

---



### THE AMBUSH SKI SACK

**FITS LENGTH** <157-191

Extendible ninja sword sleeve

---



**THE NOMAD WHEELIE**

Your mobile home

**VOLUME**

**115 LTR.**



**THE LINE HUNTER**

Fits all your backcountry necessities

**VOLUME**

**16 LTR.**



**THE TWENTYFOURSEVEN**

For park, campus or skate park missions

**VOLUME**

**25 LTR.**



# BEANIES

## THE CONVERTIBLE

Wear it dockside style or slack



ADJUSTABLE FIT

## THE ARCTIC CIRCLE

B.C. tested



REGULAR FIT

## THE ROADIE

Access all areas



SKULLY FIT

## THE NECKWARMER

Sore throat goodbye



TRUE BLACK





# APPAREL

---

## THE LOGO TEE

The classic logo tee

---

CHARCOAL

---



## THE „MADE FOR FRESH“ TEE

Wake up and enjoy

---

CHARCOAL

---



## THE LIGHT & ANGRY TEE

Weightless with character

---

CHARCOAL

---



## THE CREW NECK SWEATER

Don't leave home without it

---

CHARCOAL

---



		UNW8 156	UNW8 159	UNW8 163	UNW8 163 W	PARADIGMA 156	PARADIGMA 159	PARADIGMA 163	PARADIGMA 163 W	CREAMER 158	CREAMER 163	
SNOWBOARDS	in (mm)											
	overall length	1560	1590	1630	1630	1560	1590	1630	1630	1580	1630	
	nose length	210	210	210	210	210	210	210	210	250	250	
	running length	1160	1190	1230	1230	1160	1190	1230	1230	1140	1190	
	tail length	190	190	190	190	190	190	190	190	190	190	
	waist width	248	250	253	267	248	250	253	267	251	253	
	nose width	291	294	298	312	291	294	298	312	295	297	
	tail width	291	294	298	312	291	294	298	312	291	293	
	sidecut depth	21,5	22,0	22,5	22,5	21,5	22,0	22,5	22,5	20,5	21,0	
	sidecut radius	7,83	8,06	8,42	8,42	7,83	8,06	8,42	8,42	8,25	8,60	
	stance position	10 back	10 back	10 back	10 back	10 back	10 back	10 back	10 back	10 back	15 back	15 back
	nose radius	400	400	400	400	400	400	400	400	850/400	850/400	
	tail radius	350	350	350	350	350	350	350	350	350	350	
	ref stance	55 (53 - 57)	57 (55-59)	57 (55-59)	57 (55-59)	55 (51 - 59)	56 (52 - 60)	56 (52 - 60)	56 (52 - 60)	56 (52 - 60)	58 (54 - 62)	
camber	Pop Camber	Pop Camber	Pop Camber	Pop Camber	Cruise Camber	Cruise Camber	Cruise Camber	Cruise Camber	Cruise Camber	Cruise Camber		
		HIFI 151	HIFI 155	HIFI 158	HIFI 158-W	STEREO 151	STEREO 155	STEREO 158	STEREO 158-W	POCKETKNIFE 145	POCKETKNIFE 150	
SNOWBOARDS	in (mm)											
	overall length	1510	1550	1580	1580	1510	1550	1580	1580	1450	1500	
	nose length	220	225	225	225	220	225	225	225	165	165	
	running length	1070	1100	1130	1130	1070	1100	1130	1130	1120	1170	
	tail length	220	225	225	225	220	225	225	225	165	165	
	waist width	249	253	255	262	249	253	255	262	252	255	
	nose width	291	295,5	298	305	291	295,5	298	305	296	299	
	tail width	291	295,5	298	305	291	295,5	298	305	296	299	
	sidecut depth	21,0	21,3	21,5	21,5	21,0	21,3	21,5	21,5	22,0	22,0	
	sidecut radius	7,95	8,10	8,25	8,25	7,95	8,10	8,25	8,25	6,63	7,05	
	stance position	centered	centered	centered	centered	centered	centered	centered	centered	centered	centered	
	nose radius	460	460	460	460	460	460	460	460	370	370	
	tail radius	460	460	460	460	460	460	460	460	370	370	
	ref stance	58 (54 - 62)	58 (54 - 62)	59 (55 - 63)	59 (55 - 63)	58 (54 - 62)	58 (54 - 62)	59 (55 - 63)	59 (55 - 63)	59 (55 - 63)	57 (53 - 61)	58 (54 - 62)
camber	Cruise Camber	Cruise Camber	Cruise Camber	Cruise Camber	Hybrid-V	Hybrid-V	Hybrid-V	Hybrid-V	Hybrid-V	Hybrid-V		
		SYNTAX 172	SYNTAX 178	ANTIDOTE 166	ANTIDOTE 174	ANTIDOTE 182	PROVOKE 159	PROVOKE 167	PROVOKE 175	BIKINI 159	BIKINI 167	
SKIS	in (mm)											
	overall length	1720	1780	1780	1740	1820	1590	1670	1750	1590	1670	
	running length	1402	1462	1280	1360	1420	950	1030	1110	950	1030	
	tip length	166	166	206	206	206	150	150	150	150	150	
	tail length	152	152	206	206	206	150	150	150	150	150	
	tip height	55	55	51	51	51	52	52	52	52	52	
	tail height	55	55	51	51	51	52	52	52	52	52	
	tip width	119	119	119	119	119	115	115	115	115	115	
	waist width	86	86	90	90	90	84	84	84	84	84	
	tail width	111	111	119	119	119	115	115	115	115	115	
	sidecut depth	14,5	14,5	14,5	14,5	14,5	15	15	15	15	15	
	sidecut radius	19,17	20,64	12,05	12,85	13,45	15,14	16,96	18,89	15,14	16,96	
	nose radius	240	240	550	550	550	240	240	240	240	240	
	tail radius	200	200	550	550	550	240	240	240	240	240	
camber	Pop Camber	Pop Camber	Camrock	Camrock	Camrock	Camrock	Camrock	Camrock	Camrock	Camrock	Camrock	
		ROCKWELL 175	ROCKWELL 182	MULTIPLAYER 176	MULTIPLAYER 184	HILL BILL 172	HILL BILL 180	HILL BILL 188	INFRABLACK 183	INFRABLACK 191		
SKIS	in (mm)											
	overall length	1750	1820	1760	1840	1720	1800	1880	1830	1910		
	running length	830	900	1322	1402	1280	1360	1440	1460	1540		
	tip length	470	470	240	240	240	240	240	250	250		
	tail length	450	450	198	198	200	200	200	120	120		
	tip height	61	61	54	54	51	51	51	58	58		
	tail height	51	51	35	35	39	39	39	20	20		
	tip width	128	128	135	135	141	141	141	142	142		
	waist width	95	95	108	108	120	120	120	126	126		
	tail width	118	118	127	127	133	133	133	130	130		
	sidecut depth	14,0	14,0	11,6	11,6	8,5	8,5	8,5	5	5		
	sidecut radius	12,97	14,36	16,4	17,2	18,3	19,0	19,7	28,0	29,0		
	nose radius	400	400	550	550	800	800	800	550	550		
	tail radius	400	400	550	550	800	800	800	350	350		
camber	Camrock	Camrock	Camrock	Camrock	Camrock	Camrock	Camrock	Cruise Camber	Camrock			

CREAMER 168	PILLOW TALK	MORNING GLORY	MORNING SPLIT	MILLIGRAM 158	MILLIGRAM 163	MILLIGRAM 168	CREAMER SPLIT 158	CREAMER SPLIT 163	CREAMER SPLIT 168
1630	1560	1630	1630	1580	1630	1630	1580	1630	1630
250	267	310	310	250	250	250	250	250	250
1240	1040	1165	1165	1140	1190	1240	1140	1190	1240
190	260	155	155	190	190	190	190	190	190
259	267	260	260	251	253	259	251	253	259
304	307	307	307	295	297	304	295	297	304
300	300	297	297	291	293	300	291	293	300
21,5	19,0	20,3	20,3	20,5	21,0	21,5	20,5	21,0	21,5
8,90	7,40	7,75	7,75	8,25	8,60	8,90	8,25	8,60	8,90
15 back	centered	5 back	5 back	15 back	15 back	15 back	15 back	15 back	15 back
850/400	800	850/400	850/400	850/400	850/400	850/400	850/400	850/400	850/400
350	800	380	380	350	350	350	350	350	350
58 (54 - 62)	59 (55 - 63)	59 (55 - 63)	59 (55 - 63)	56 (52 - 60)	58 (54 - 62)	58 (54 - 62)	56 (52 - 60)	58 (54 - 62)	58 (54 - 62)
Cruise Camber	Midriser	S-Rocker	S-Rocker	Cruise Camber	Cruise Camber	Cruise Camber	Cruise Camber	Cruise Camber	Cruise Camber

LOVELIFE 148	LOVELIFE 152	GOGO 142	GOGO 147	GOGO 151
1480	1520	1420	1470	1510
211	213	215	215	220
1083	1119	1034	1077	1070
186	188	215	215	220
236	238	238	240	247
278	282	277	280	287
277	281	277	280	287
21,0	21,5	19,5	20,0	20,0
6,50	6,80	7,60	7,75	7,95
5 back	5 back	centered	centered	centered
400	400	460	460	460
370	370	460	460	460
53 (49 - 57)	54 (50 - 58)	53 (49 - 57)	54 (50 - 58)	54 (50 - 58)
Hybrid-V	Hybrid-V	Hybrid-V	Hybrid-V	Hybrid-V

## ALL THE SPECS

Of all our shreds

PROVOKE JR. 125	PROVOKE JR. 135	PROVOKE JR. 145	EGO TRIP EVO. 165	EGO TRIP EVO. 175	EGO TRIP EVO. 175	ALTER EGO 165	ALTER EGO 175	ALTER EGO 185
1250	1350	1450	1650	1750	1850	1650	1750	1850
990	1090	1190	1250	1350	1450	1250	1350	1450
130	130	130	200	200	200	200	200	200
130	130	130	200	200	200	200	200	200
50	50	50	61	61	61	61	61	61
50	50	50	23	23	23	23	23	23
114	114	114	130	130	130	130	130	130
76	76	76	95	95	95	95	95	95
105	105	105	120	120	120	120	120	120
17	17	17	15,0	15,0	15,0	15,0	15,0	15,0
11	11,5	12	10,2	12,2	14,2	10,2	12,2	14,2
200	200	200	400	400	400	350	350	350
200	200	200	800	800	800	800	800	800
Camrock	Camrock	Camrock	S-Rocker	S-Rocker	S-Rocker	Cruise Camber	Cruise Camber	Cruise Camber

## BIG THANKS

To all helping hands

Such as: The entire A.R.C., Sabine, Gregor, Rich, Conrad, Michi, Mario, Flo, Philip, all the guys at C4Future, Mojca, Tomaz and everybody who is involved with getting Amplid products to the next level.

Photography: Mane Pale, Roman Lachner, Stephan Sutton, Rich Ewbank and Severin Wegner.

# AMPLID GLOBAL HEADQUARTERS

Amplid GmbH  
Henschelring 4  
85551 Kirchheim  
Germany

info@amplid.com  
www.amplid.com  
www.pallyhi.com

## ANDORRA

SLIDING-ZONE S.L  
Feixa LLarga 103  
08907 L'hospitalet  
(Barcelona)  
Spain  
tel: +34 931623451  
fpm@slidingzone.com

## AUSTRIA

AMPLID GMBH  
Henschelring 4  
85551 Kirchheim  
Germany  
Gregor Common  
Tel : +49 (0) 177 3412566  
gregor.common@amplid.com

## FRANCE

AMPLID GMBH  
Henschelring 4  
85551 Kirchheim  
Germany  
Florent Lemaire  
tel : +33 (0) 610 780 610  
florent.lemaire@amplid.com

## GERMANY

AMPLID GMBH  
Henschelring 4  
85551 Kirchheim  
Germany  
Gregor Common  
Tel : +49 (0) 177 3412566  
gregor.common@amplid.com

## ITALY

AMPLID GMBH  
Henschelring 4  
85551 Kirchheim  
Germany  
Andrea Giordan  
Tel : +39 (0) 340 1982367  
a.giordan@etabeta.it

## IRELAND

ULTRA SPORT EUROPE LTD  
Carnival Way  
Castle Donington  
Derbys  
DE74 2HP  
UK  
tel: +44 1332 813 150  
fax: +44 1332 813 151  
info@ultrasporteu.com

## JAPAN

BEYOND CO. LTD.  
6/F, New State Manor  
2-23-1 Yoyogi, Shibuya-ku  
Tokyo 151-0053  
Japan  
Tel: +81 (0)3 6300 5774  
Fax: +81 (0)3 6300 5778  
info@beyond08.com

## KOREA

AMPLID GMBH  
Henschelring 4  
85551 Kirchheim  
Germany  
Gregor Common  
Tel : +49 (0) 177 3412566  
gregor.common@amplid.com

## NORWAY

AMPLID GMBH  
Henschelring 4  
85551 Kirchheim  
Germany  
Gregor Common  
Tel : +49 (0) 177 3412566  
gregor.common@amplid.com

## POLAND

3STYLE.PL MACIEJ STANISZ  
ul. Dabska 18N  
31-572 Kraków  
Maciej „Morgan” Stanisz  
Tel : +48 (0) 606 667426  
www.sklepsnowboardowy.pl

## RUSSIA

AMPLID GMBH  
Henschelring 4  
85551 Kirchheim  
Germany  
Gregor Common  
Tel : +49 (0) 177 3412566  
gregor.common@amplid.com

## SCOTLAND

ULTRA SPORT EUROPE LTD  
Carnival Way  
Castle Donington  
Derbys DE74 2HP  
UK  
tel: +44 1332 813 150  
fax: +44 1332 813 151  
info@ultrasporteu.com

## SPAIN

SLIDING-ZONE S.L  
Av. Diagonal 332 BIS  
08013 Barcelona  
Spain  
tel: +34 (0) 931623451  
fpm@slidingzone.com

## SWEDEN

AMPLID GMBH  
Henschelring 4  
85551 Kirchheim  
Germany  
Alexander Reinholdsson  
Tel : +46 (0) 73-833 88 0  
alex.reinholdsson@amplid.com

## SWITZERLAND

WIND&SNOW GMBH  
Rigistrasse 14  
6340 Baar  
Switzerland  
tel: +41 41 766 41 70  
fax: +41 41 766 41 79  
info@windandsnow.ch

## THE NETHERLANDS

WINDGEAR.NL BV  
De Tolve 5  
8713 LK HINDELOOPEN  
The Netherlands  
Mark Thoms  
Tel : +31 514 524040  
mark@windgear.nl

## UNITED KINGDOM

ULTRA SPORT EUROPE LTD  
Carnival Way  
Castle Donington  
Derbys DE74 2HP  
UK  
tel: +44 1332 813 150  
fax: +44 1332 813 151  
info@ultrasporteu.com

## UKRAINE

SOLEPROPRIETOR  
Stipakhno Volodymyr  
Gorkogo str, 140  
03150, Kyiv  
Ukraine  
tel: +38 0503128858  
fax: +38 0445211453  
sportspirit@bigmir.net

## USA/CANADA

AMPLID GMBH  
Henschelring 4  
85551 Kirchheim  
Germany  
info@amplid.com

Cover photo: Mane Pale/Serfaus

Amplid and Pally'Hi are distributed by Amplid GmbH

Printed in Germany - please recycle once you know the content by heart.

