



[technical data]



Groundhog 159cm

Sidecut: 131-100-119 • Standard Mounting Point: 699mm • Radius: 17.19m

Who Would Ride It-

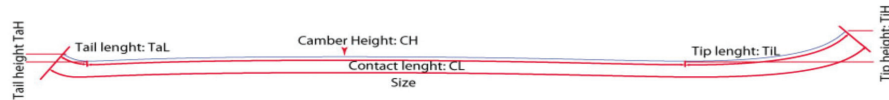
You crave the one-ski quiver. Wherever you go, whatever the conditions, your ski needs to be dialed. One run you're skiing powder in the trees or in the sidecountry, the next run you're making high-speed GS turns on a steep hard groomer. With the Groundhog you can do both with ease. And one more thing, no speed limit. Speed Range: 6-10

Features-

The 100mm waist is the perfect platform for every snow surface. The 50%-50% Camber makes this ski catch-free and effortless with the ability to hook up and carve high-speed turns. The Razor Cut sidecut gives this wide ski incredible edge grip on the hardest snow.

Dimensions:

Camber:	TaL	TiL	CL	TaH	TiH	CH
	60	259	1271	20	58.5	10



Sidecut:	TaW	TiW	WW	TaWP	TiWP	TaN	SDL
	119	131	100	60	135	646	1395



Direct to You.
rampsports.com . 888.406.0567
2750 Rasmussen Rd . Park City, UT 84098



[technical data]



Groundhog 169cm

Sidecut: 131-100-119 • Standard Mounting Point: 745mm • Radius: 19.53m

Who Would Ride It-

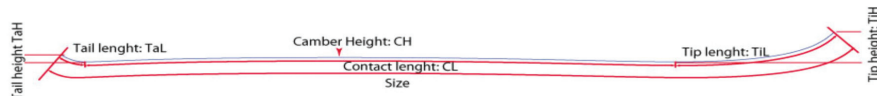
You crave the one-ski quiver. Wherever you go, whatever the conditions, your ski needs to be dialed. One run you're skiing powder in the trees or in the sidecountry, the next run you're making high-speed GS turns on a steep hard groomer. With the Groundhog you can do both with ease. And one more thing, no speed limit. Speed Range: 6-10

Features-

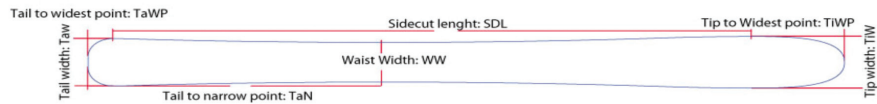
The 100mm waist is the perfect platform for every snow surface. The 50%-50% Camber makes this ski catch-free and effortless with the ability to hook up and carve high-speed turns. The Razor Cut sidecut gives this wide ski incredible edge grip on the hardest snow.

Dimensions:

Camber:	TaL	TiL	CL	TaH	TiH	CH
	60	276	1354	20	62.3	10.7



Sidecut:	TaW	TiW	WW	TaWP	TiWP	TaN	SDL
	119	131	100	60	144	684	1486



Direct to You.
 rampsports.com • 888.406.0567
 2750 Rasmussen Rd . Park City, UT 84098



[technical data]



Groundhog 179cm

Sidecut: 131-100-119mm • Standard Mounting Point: 793mm • Radius: 22M

Who Would Ride It-

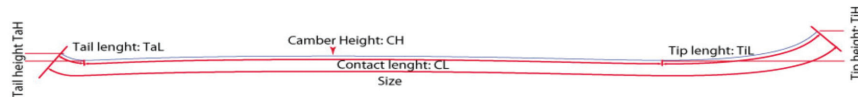
You crave the one-ski quiver. Wherever you go, whatever the conditions, your ski needs to be dialed. One run you're skiing powder in the trees or in the sidecountry, the next run you're making high-speed GS turns on a steep hard groomer. With the Woodchuck you can do both with ease. And one more thing, no speed limit. Speed Range: 6-10

Features-

The 100mm waist is the perfect platform for every snow surface. The 50%-50% Camber makes this ski catch-free and effortless with the ability to hook up and carve high-speed turns. The Razor Cut sidecut gives this wide ski incredible edge grip on the hardest snow.

Dimensions:

Camber:	Tal	TiL	CL	TaH	TiH	CH
	60	293	1437	20	66	11.3



Sidecut:	TaW	TiW	WW	TaWP	TiWP	TaN	SDL
	119	131	100	60	153	722	1577



Direct to You.
rampsports.com . 888.406.0567
2750 Rasmussen Rd . Park City, UT 84098



[technical data]



Groundhog 189cm

Sidecut: 131-100-119 • Standard Mounting Point: 835mm • Radius: 24.04m

Who Would Ride It-

You crave the one-ski quiver. Wherever you go, whatever the conditions, your ski needs to be dialed. One run you're skiing powder in the trees or in the sidecountry, the next run you're making high-speed GS turns on a steep hard groomer. With the Groundhog you can do both with ease. And one more thing, no speed limit. Speed Range: 6-10

Features-

The 100mm waist is the perfect platform for every snow surface. The 50%-50% Camber makes this ski catch-free and effortless with the ability to hook up and carve high-speed turns. The Razor Cut sidecut gives this wide ski incredible edge grip on the hardest snow.

Dimensions:

Camber:	TaL	TiL	CL	TaH	TiH	CH
	60	310	1520	20	70	12



Sidecut:	TaW	TiW	WW	TaWP	TiWP	TaN	SDL
	119	131	100	60	162	759	1668



Direct to You.
 rampsports.com . 888.406.0567
 2750 Rasmussen Rd . Park City, UT 84098