


PRODUCTS 2014|15



With the help of the HOLLOWTECH technology the ski's running characteristics is improved.  
The cutout section in the shovel leads to a reduced weight of the freely vibrating zone by almost 15 %.  
The resulting lower inertia moments optimize the retraction behavior of the ski.

HOLLOWTECH.

This means that after an impact the shovel returns much faster to the stable condition, enabling the ski to keep its track much more precisely. HOLLOWTECH creates even greater weight savings on the TX touring skis. And the DUAL HOLLOWTECH on the XX Twintip skis, allows for the fastest rotation and most controllable spin.



## RX RACE CROSS

## LX LIGHT CROSS

## MX MOUNTAIN CROSS



### RX 12 Premount

SIDECUT	ART.NO. A046
Tip	118 mm
Waist	70 mm
Tail	100 mm
LENGTH cm	160
WEIGHT g/Ski	1680
RADIUS m	13,5
LENGTH cm	168
WEIGHT g/Ski	1790
RADIUS m	15
LENGTH cm	176
WEIGHT g/Ski	1900
RADIUS m	16,5
LENGTH cm	(184)
WEIGHT g/Ski	2010
RADIUS m	18

### LX72 Premount LX82 Premount

SIDECUT	ART.NO. A316	A336
Tip	117 mm	127 mm
Waist	72 mm	82 mm
Tail	99 mm	109 mm
LENGTH cm	146	156
WEIGHT g/Ski	1300	1590
RADIUS m	11,5	13
LENGTH cm	154	164
WEIGHT g/Ski	1390	1670
RADIUS m	13	14,5
LENGTH cm	162	172
WEIGHT g/Ski	1470	1750
RADIUS m	14,5	16
LENGTH cm	170	180
WEIGHT g/Ski	1550	1830
RADIUS m	16	18

### MX70 MX78 MX83 MX88 MX98

SIDECUT	ART.NO. A206	A216	A236	A256	A276
Tip	118 mm	121 mm	125 mm	128 mm	132 mm
Waist	70 mm	78 mm	83 mm	88 mm	98 mm
Tail	100 mm	105 mm	109 mm	113 mm	117 mm
LENGTH cm	144	(152)	(153)	158	174
WEIGHT g/Ski	1435	1560	1600	1750	2125
RADIUS m	10,5	13	13	15	24
LENGTH cm	152	(160)	163	168	184
WEIGHT g/Ski	1490	1670	1750	1920	2245
RADIUS m	12	14,5	15,5	17,5	27
LENGTH cm	160	168	173	178	194
WEIGHT g/Ski	1545	1790	1890	2090	2365
RADIUS m	13,5	16	18	20	30
LENGTH cm		176 (184)	183	188	
WEIGHT g/Ski		1910 2030	2030	2260	
RADIUS m		18 20	20,5	22,5	

## BMX BIG MOUNTAIN CROSS



BMX98 BMX108 BMX118 BMX128

SIDECUT	ART.NO. A745A			
	A765	A785	A795	
Tip	126 mm	139 mm	146 mm	
Waist	98 mm	118 mm	128 mm	
Tail	116 mm	128 mm	134 mm	
LENGTH cm	158	(168)	(168)	(188)
WEIGHT g/Ski	1760	1900	2140	2640
RADIUS m	18	24	29	40
LENGTH cm	168	178	(183)	
WEIGHT g/Ski	1900	2050	2380	
RADIUS m	21	28	33	
LENGTH cm	178	188		
WEIGHT g/Ski	2050	2200		
RADIUS m	24	32		
LENGTH cm	188	195		
WEIGHT g/Ski	2200	2350		
RADIUS m	27,5	35		

## XX TWINTIPS



XX80 XX90 XX110

SIDECUT	ART.NO. A806		
	A816	A826	
Tip	111 mm	120 mm	134 mm
Waist	80 mm	90 mm	110 mm
Tail	111 mm	120 mm	134 mm
LENGTH cm	160	165	170
WEIGHT g/Ski	1520	1760	1980
RADIUS m	15	16	19
LENGTH cm	170	175	180
WEIGHT g/Ski	1680	1960	2220
RADIUS m	17,5	18,5	21,5
LENGTH cm	180	185	190
WEIGHT g/Ski	1850	2160	2480
RADIUS m	20	21	24

## FX FREE CROSS



XX75    XX85

SIDECUT	ART.NO. A926	A946
Tip	105 mm	114 mm
Waist	75 mm	85 mm
Tail	105 mm	114 mm
LENGTH cm	130	135
WEIGHT g/Ski	950	1155
RADIUS m	10,5	11,5
LENGTH cm	140	145
WEIGHT g/Ski	1080	1220
RADIUS m	12	13
LENGTH cm	150	155
WEIGHT g/Ski	1155	1410
RADIUS m	13,5	14,5

## TX TOUR CROSS



FX84    FX94    FX104

SIDECUT	ART.NO. A425	A445	A465
Tip	122 mm	128 mm	133 mm
Waist	84 mm	94 mm	104 mm
Tail	110 mm	117 mm	123 mm
LENGTH cm	(160)	166	174
WEIGHT g/Ski	1730	1965	2140
RADIUS m	14	18	23
LENGTH cm	168	176	184
WEIGHT g/Ski	1820	2080	2265
RADIUS m	16	20	26
LENGTH cm	176	186	
WEIGHT g/Ski	1905	2200	
RADIUS m	18	22	
LENGTH cm	184		
WEIGHT g/Ski	2000		
RADIUS m	20		

TX77    TX82    TX87    TX97    TX107

SIDECUT	ART.NO. A626	A636	A646	A666	A686
Tip	115 mm	118 mm	122 mm	128 mm	135 mm
Waist	77 mm	82 mm	87 mm	97 mm	107 mm
Tail	102 mm	105 mm	110 mm	117 mm	124 mm
LENGTH cm	157	(152)	157	167	(167)
WEIGHT g/Ski	1240	1220	1320	1510	1600
RADIUS m	14,5	15,5	15,5	19,5	21
LENGTH cm	167	162	167	177	177
WEIGHT g/Ski	1290	1290	1410	1600	1690
RADIUS m	16,5	18	18	22	23,5
LENGTH cm		172	177	187	187
WEIGHT g/Ski		1360	1490	1700	1790
RADIUS m		18,5	20,5	24,5	25
LENGTH cm			(187)		
WEIGHT g/Ski			1580		
RADIUS m			23		

K Ä S T L E B I N D I N G S .



**K13 ATTACK**

ART.NO.

DIN   ISO: 4-13, Adjustment Range: (-8; +24) 32mm	
K13 Attack 78mm	B046078
K13 Attack 88mm	B046088
K13 Attack 97mm	B046097
K13 Attack 115mm	B046115
K13 Attack 130mm	B046130



**K16 ATTACK**

ART.NO.

DIN   ISO: 5-16, Adjustment Range: (-8; +24) 32mm	
K16 Attack 78mm	B045078
K16 Attack 88mm	B045088
K16 Attack 97mm	B045097
K16 Attack 115mm	B045115
K16 Attack 130mm	B045130



**K13 ATTACK DEMO**

ART.NO.

DIN   ISO: 4-13, Adjustment Range: 259-379mm	
K13 Attack Demo 78mm	B047078
K13 Attack Demo 88mm	B047088
K13 Attack Demo 97mm	B047097
K13 Attack Demo 115mm	B047115
K13 Attack Demo 130mm	B047130



**K12 CTI PRO**

ART.NO. black ART.NO. white

DIN   ISO: 3,5-12, Adjustment Range: 260-360		
K12 CTI PRO 78 mm	B031078810	B031078010
K12 CTI PRO 88 mm	B026088810	B026088010
K12 CTI PRO 97 mm	B031097810	B031097010
K12 CTI PRO 115 mm	B031115810	B031097010



**K11 CTI PRO**

ART.NO. black ART.NO. white


DIN   ISO: 3-11, Adjustment Range: 260-360		
K12 CTI PRO 78 mm	B027078810	B027078010
K12 CTI PRO 90 mm	B027090810	B027090010



BINDINGS.

**K100** ART.NO. D312

Length: 115–135 cm, 100% Carbon, PG4 Grip, Alpine Race Strap,  
Shaft Geometry 13 mm, Basket 50 mm, Flex Wolfram | Carbide Alpine, 354 g/Pair



**K80** ART.NO. D301

Length: 115–135 cm, Carbon Composite, Race Grip, Alpine Race Strap,  
Shaft Geometry 13 mm, Basket 75 mm, Flex Wolfram | Carbide Alpine, 437 g/Pair



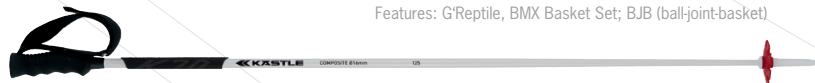
**KXX** ART.NO. D314

Length: 80-125 cm, Alloy, PG4 Grip, Standard Strap, Shaft Geometry 18 mm,  
XX Basket Set: 50 | 75 | 110 mm, Steel Tip



**K70** ART.NO. D313

Length: 115–135 cm, Fiberglas, Race Grip PU, Standard Strap,  
Shaft Geometry 16 | 9 mm, Basket 75 mm, Flex Wolfram | Carbide long, 530 g/Pair  
Features: G'Reptile, BMX Basket Set; BJB (ball-joint-basket)



**VARIO CA CA** ART.NO. D311

Length: adjustable 115–145 cm, 100% Carbon, Full Foam Grip, Padded Strap,  
Shaft Geometry 14 | 12 mm, Basket 85 mm, 395 g/Pair  
Features: Grad°meter, G'Reptile, BJB (ball-joint-basket)



**VARIO CA TI** ART.NO. D310

Length: adjustable 115–145 cm, Carbon | Titanal, Expedition Grip Long, Padded Strap,  
Shaft Geometry 16 | 14 mm, Basket 85 mm, 420 g/Pair  
Features: Grad°meter, BJB (ball-joint-basket)



**VARIO TI TI** ART.NO. D309

Length: adjustable 115–145 cm, Titanal, Expedition Grip Long, Padded Strap,  
Shaft Geometry 16 | 14 mm, Basket 85 mm, 455 g/Pair  
Features: Grad°meter, BJB (ball-joint-basket)



POLES.

**CLIMBING SKIN TX**

Material: 65 % Mohair | 35 % Synthetic, Adhesion: Hotmelt, Tip Attachment: I-Clip

TX77 ART.NO. C216 Length: 157 | 167



TX82 ART.NO. C221 Length: (152) | 162 | 172



TX87 ART.NO. C217 Length: 157 | 167 | 177 | 187



TX97 ART.NO. C218 Length: 167 | 177 | 187



TX107 ART.NO. C219 Length: (167) | 177 | 187



I-Clip attachment

**CLIMBING SKIN SPRAY ART.NO. C222**



40g Paraffin Wax

250 ml

**CLIMBING SKIN WAX ART.NO. C209**



**CLIMBING SKIN FX**

Material: 65 % Mohair | 35 % Synthetic, Adhesion AT Tack, Tip Attachment: I-Clip



FX84 ART.NO. C213 Length: (160) | 168 | 176 | 184

FX94 ART.NO. C214 Length: 166 | 176 | 186

FX104 ART.NO. C215 Length: 174 | 184

SKINS.

**CLIMBING SKIN MULTIFIT ART.NO. C220**

Material: 65 % Mohair | 35 % Synthetic, Dimensions: 13 x 190 cm, Adhesion: Hotmelt, Tip Attachment: I-Clip

**CLIMBING SKIN MULTIFIT AT TACK ART.NO. C223**

Material: 65 % Mohair | 35 % Synthetic, Dimensions: 13 x 190 cm, Adhesion: AT Tack, Tip Attachment: I-Clip



Skin bag (included)





SKI STRAP HELI ART.NO. C004

more colors: 350 dark red, 400 pink,  
515 hot green, 109 yellow

TX colors:



977 neon yellow



300 orange



987 neon orange



997 neon green



660 blue



TRUCKER CAP ART.NO. GB622

Color: 810 black, Size: UNI



T-SHIRT „KÄSTLE LOGO“ ART.NO. MEN GB624 ART.NO. WOMEN GB623

887 black | neon yellow

882 black | neon orange

897 black | neon green

Material: 100% Cotton, Fit: Regular – Comfortably and traditional fitting.

Size Men: S | M | L | XL | XXL, Women: XS | S | M | L

ACCESSORIES.

	RX		LX		MX				FX			BMX				XX				TX						
CONSTRUCTION	RX 12	LX72	LX82	MX70	MX78	MX83	MX88	MX98	FX84	FX94	FX104	BMX98	BMX108	BMX118	BMX128	XX80	XX90	XX110	XX75	XX85	TX77	TX82	TX87	TX97	TX107	
Sidewalls	ABS			ABS				ABS			ABS				ABS											
Woodcore	Ash Wood		Silver Fir	Ash Wood   Silver Fir				Ash Wood   Silver Fir			Beech   Poplar				Beech   Poplar					Karuba						
Titanal Top Sheet	0,5 mm		0,5 mm	0,5 mm				0,4 mm																		
Titanal Base Sheet	0,8 mm		0,5 mm	0,5 mm				0,4 mm																		
Base	Graphite-Sinter		Graphite-Sinter	Graphite-Sinter				Graphite-Sinter			TT-Sinter				TT-Sinter					TT-Sinter						
Shovel   Tail	Fast Grip Shovel & Fast Grip Tail		Fast Grip Shovel & Hook Free Tail	Fast Grip Shovel & Fast Grip Tail				Hook Free Shovel & Hook Free Tail			Hook Free Shovel & Powder Tail				XX75 & XX80 Fast Grip Twintip XX85, XX90 & XX110 Hook Free Twintip					Hook Free Shovel & Hook Free Tail						
Early Rise Rocker				170/300				320	330	340	180/360	180/360	190/380	200/400			170/340*	200/400*	230*				300		190/380	200/400
Camber	Standard Camber		Standard Camber	MX70, MX78, MX83 & MX88 Standard Camber MX98 Early Rise   Standard Camber				Early Rise   Standard Camber			Early Rise   Low Camber				XX75 & XX80 Standard Camber XX85, XX90 & XX110 Early Rise Twintip Low Camber					TX77 & TX87 Standard Camber TX82, TX97 & TX107 Early Rise   Standard Camber						
Radius	Elliptical Radius		Single Radius	Elliptical Radius				Single Radius			Dual Radius Big Mountain				Single Radius Dual Hollowtech					Single Radius						

\*Early Rise Rocker Tip and Tail