

Austria  
K2 Sports Europe GmbH  
Seeshaupter Str. 62  
82377 Penzberg, Germany  
Mail: info@k2sports.de  
Fon: 0800 293418

Andorra  
FIGUER SL  
C./San Salvador 10, 4<sup>a</sup>-7<sup>a</sup>  
AD500.Andorra La Vella  
PRINCIPAT ANDORRA  
Mail: figuer@yetiesports.ad  
Fon: +37 680 1260

Belgium  
Gravity Trading BVBA  
Ganzenweg 78  
2110 Wijnegem  
Mail: gravity@telenet.be  
Fon: +32 3354 3866

Bulgaria  
Welkova Company  
84 Cherni Vrah Blv.  
1407 Sofia  
Mail: office@adventuresport-bg.com  
Fon: +35 9241 61801

Czech Republic  
POINTS a.s.  
Tiskarska 10  
108 28 Prague 10  
Mail: points@points.cz  
Fon: +420 234 054 258

Denmark  
Intersurf A/S  
Formervej 2  
6800 Varde  
Mail: info@intersurf.dk  
Fon: +45 7522 0211

Estonia / Latvia / Lithuania  
SPORTLAND INTERNATIONAL GROUP AS  
Pärnu mnt 142a  
11317, Tallinn  
Mail: sportland@sportland.ee  
Fon: +372 654 8434

Finland  
Esa Korpela Oy  
Luoteisrinne 4B  
FI-02270 Espoo  
Mail: esa.korpela@esakorpele.fi  
Fon: +35 81083 86400

France  
K2 Sports Europe GmbH  
Seeshaupter Str. 62  
82377 Penzberg, Germany  
Mail: info@k2sports.de  
Fon: 0800 909744

Georgia  
Snow Arena Ltd.  
19 Al. Kazbegi Ave.  
0160, Tbilisi, Georgia  
Mail: contact@snow-arena.ge  
Fon: +995 32 236 97 00

Germany  
K2 Sports Europe GmbH  
Seeshaupter Str. 62  
82377 Penzberg  
Mail: info@k2sports.de  
Fon: 0800 7713454

Greece  
SNOWSHOP  
Ag.Alexiou 3  
25001 Kalavrita  
Mail: info@snowshop.gr  
Fon: +30 2692 022465

Hungary  
Lamoil Kft  
Papal V. 88  
6727 Szeged  
Mail: lamoil@tvnetwork.hu  
Fon: +36 20 572 37 49

Italy  
The Group Distribution S.r.l  
Via Vignolese 290  
41054 Marano S.P. - Mo  
Mail: info@thegroupdistribution.it  
Fon: +39 059 744024

Kazakstan  
Limpopo  
Krasnoborodkin Andrey  
050022 Almaty  
Mail: limpopo-kz@mail.ru  
Fon: +77 27 261 7061

Kosovo  
NT Gaudi  
Str. Mazillum Lakuci 54  
50000 Gjakova  
Mail: gaudi\_ardian@hotmail.com  
Fon: +381 390 327 888

Netherlands  
Edge Trading  
Nieuwendammerdijk 536c  
1023 BX Amsterdam  
Mail: wouter@edgetrading.nl  
Fon: +31 2063 70242

Norway  
Snow Arena A/S  
Industrivegen 29  
2836 Biri  
Mail: madshus@madshus.com  
Fon: +47 611 34 300

Poland  
Tytan Sport Sp. z o.o.  
ul. Krawczyka 1  
43-190 Mikołów  
Mail: tytan@tytan-sport.pl  
Fon: +48 (32) 241 38 66

Portugal  
Rutilva Lda.  
Rua Salgueiro Maia, 30,  
2650-123 Amadora  
Mail: geral@rutilva.pt  
Fon: +35 1938 465769

Romania  
Sabsport SRL  
N.Lorga Nr.8B1.A25 ScF ap.5  
240518 Ramnicu-Valcea  
Mail: dumbravica@sabsport.ro  
Fon: +40 7280 74542

Russia / Belorussia / Ukraine  
Performance Sport  
Olympiysky Prospect 18  
129110 Moscow  
Mail: marketing@psport.ru  
Fon: +7 495 789-42-97

Slovakia  
Points.sk, s.r.o  
Nam.sv.Egidia 94  
05801 Poprad  
Mail: strba@points.sk  
Fon: +42 1911 614700

Slovenia / Croatia  
GM3, d.o.o.  
Gradnikova 103  
4240 Radovljica  
Mail: jure@gm3.si  
Fon: +38 614 28 7551

Spain  
Snow Factory  
Crta Cornellà 140, 7<sup>a</sup>A,  
08950 Esplugues, Barcelona  
Mail: info@snowfactory.es  
Fon: +34 93 480 29 96

Sweden  
BA Sportprodukter Ab  
Box 1939  
581 19 Linköping  
Mail: bjorn@k2sport.se  
Fon: +46 1331 1171

Switzerland  
K2 Switzerland GmbH  
Ruessenstrasse 6  
6340 Baar  
Mail: info@k2sports.ch  
Fon: 0800 558 197

United Kingdom  
Pure Fishing  
1 Brooklands, Moons Moat Drive  
B98 9DW Redditch Worcs  
Mail: sales@k2-uk.co.uk  
Fon: +44 1527 405 410



K2 Sports Europe GmbH,  
Seeshaupter Str. 62, D-82377 Penzberg,  
Germany / 2012 © K2 Sports.  
K2 is a registered trademark of K2 Sports.  
DEALER CATALOG 2012-2013



DEALER CATALOG 2012-2013

50 years

K2 SKIS

MAKING SERIOUS FUN FOR 50 YEARS

DEALER CATALOG 2012-2013



ENGLISH

## 60's

Although the magic carpet didn't exist at ski areas yet, Bill Kirschner was about to take a ride on one. If it's good enough for animal cages, then it's good enough for skis. Using an innovative fiberglass wrap, a similar process Bill K. used to construct his veterinary cages, the first skis were created in his garage on Vashon Island in Washington, USA. The skis worked and Bill started selling K2 Skis in 1962. During those early years K2 introduced the iconic K2 Holiday and the world's first mogul ski, the Winter Heat. In the late 60's the recognizable red, white and blue ski graphic was introduced, a departure from the monotonous graphics of the era and a huge statement for the K2 brand. These skis set the tone for the brand's unique approach from the very beginning.

## 70's

The red, white and blue was waving proudly as more K2 skis integrated the same color scheme on the K2 Competition, and soon after on the K2 One, Two, Three and Four. K2 started to invest heavily into racing, while at the same time pioneering the emerging freestyle and recreation markets with shorter skis. While K2 athletes won titles on the World Cup and Pro Tour on K2 Comp skis, the freestyle movement was taking off. K2 saw the potential and was there to support and document the scene through a series of movies, most notably The Performers. With the 70's came the introduction of the 610, 710, and 810 for race while the Cheeseburger/ Cheeseburger Deluxe (with a side of fries), Mid's and Bermuda Shorts pushed the freestyle and recreational boundaries for K2.

## 80's

From Olympic medals to the birth of extreme, K2 was developing product on the front lines. The legendary VO Slalom won Olympic and World Cup medals and cemented K2 as a high-performance ski company. The developments in the 80's not only pushed race, but they were also the catalyst for future skis like the 5500 as the trend towards versatile all mountain skiing began to surface around the world. The introduction of K2's patented triaxial braiding changed ski construction forever and was launched on iconic K2 skis such as the KVC and the TNC - which became the skis of choice in a little movie known as Blizzards of Ahhs that would set the tone for the next decade in skiing and the future of action sports around the globe.

## 90's

The boom of 'extreme' hits and K2 releases the legendary K2 Extreme, the first adventure-oriented high performance ski. As the push to big mountains continues, K2 starts to experiment by adding a deeper sidecut to skis and later became the first company to fully embrace the sidecut revolution. From the K2 Velocity to the ski that made skiing easier for everyone, the K2 Four, K2 shifted the paradigm in ski design. As K2 athletes pushed the limits, K2's first fat ski, the Big Kahuna, was introduced and later the Xplorer quickly proved that wider is better as K2 led the way on solidifying the all-mountain segment as the category of the future. A new generation of athletes emerged, and the world's first modern twin tip, the Poacher, gave birth to a new era. To celebrate, K2 launched the industry's first pro model, the Morrison, and the Factory Team was born.

## 00's

Technology and trends collide at K2, and a flurry of innovation hits the market. K2 introduces the MOD damping system, and the MOD X and MOD X Pro take all mountain skiing to new levels as binding integration in skis is spearheaded by K2 and Marker. The industry's first collection of women's specific skis is launched with the help of the K2 Alliance and the T:Nine series quickly sets the tone for women skiers everywhere. Iterations of Morrison's pro model span the decade and Hatrup takes tele to new levels as K2 introduces the idea of adventure skiing with the K2 Backside series, flagshipged by the K2 Coomba. Then, a guy named McConkey changed skiing forever with the introduction of Rocker technology on the Pontoon. Its success spurred K2's Baseline technology, a new vision in modern ski design. It combines the benefits of rocker and camber and in 2010 K2 implements the innovation into 100% of its line.

## SKI MATRIX 2012/2013 Dealer Catalog

### ALL-MOUNTAIN A.M.P. Series



- Bolt 125/72/99
- Charger 122/74/106
- Velocity 121/72/106
- Aftershock 130/86/114
- Rictor 127/80/109
- Impact 127/80/109
- Photon 120/76/104
- Force 118/74/103
- Slinger 119/72/103

### ADVENTURE BackSide Series



- Pontoon 179-157/132/122
- DarkSide 156/128/144
- SideSeah 147/118/135
- SideSlash 139/108/127
- HardSide 131/98/119
- SideShow 132/90/115
- BackDrop 142/102/131
- COOMBACK 135/102/121
- WayBack 124/88/108
- BackUp 124/82/105
- BackLite 118/74/103
- BackOut 114/72/99

### TWIN TIP Factory Team Series



- HellBent 160/132/151
- Rektor 147/119/141
- Kung FuJas 133/102/127
- Iron Maiden 121/90/115
- Sight 118/85/109
- Domain 115/90/115
- Press 113/85/104

### YOUTH Groms Series



- Bolt Jr. 104/68/88
- Bad Apple 128/100/122
- Bad Seed 113/85/104
- July 100/75/96
- Indy 102/70/91
- 105/72/93 124-136cm

### ALL-MOUNTAIN Super Series




- SuperBurnin 121/72/106
- SuperSitious 128/84/112
- SuperGlide 127/80/109
- SuperFree 120/76/104
- SuperOne 121/72/106
- SuperIlic 120/76/104
- SuperSweet 118/74/103
- SuperSmooth 119/72/103

### ADVENTURE BackSide Series



- SideKick 139/108/127
- BrightSide 132/90/115
- GotBack 135/102/121
- TalkBack 124/88/108
- ShesBack 121/60/107
- BackTrack 118/74/103

### TWIN TIP Factory Team Series



- MissDirected 146/117/134
- MissBehaved 133/102/127
- MissDemeanor 121/90/115
- MissConduct 118/85/109

### YOUTH Groms Series



- Missy 100/75/96
- 102/70/91 76-112cm
- 105/72/93 124-136cm

### RENTAL Series



- Press DX 113/85/104
- A.M.P. RX 120/76/104
- Super RX 120/76/104
- Strike 112/70/97
- Strike Jr. 95/70/91





# YEARS OF **50** Serious Fun

K2 started out 50 years ago by two people – who made animal cages – in a garage – on a small island in the Pacific Northwest of the United States. Not high performance alpine equipment made in a mountain village, cages for dogs made on an island. A fitting and eccentric beginning which set the tone for a brand that would remain as unexpected and unconventional as it's origins for the next half century.

K2 founders and passionate skiers Bill and Don Kirschner (thus the name K-2) could have led a quiet life producing veterinary cages. Instead the brothers Kirschner spat in the face of conventional wisdom and followed their dream to build skis. So they bent steel, shaped cores, applied fiberglass, and through pure commitment, guts and determination built a ski brand out of their garage.

What built the brand then, still exists today. The same degree of commitment, desire, and flat out addiction to skiing and the lifestyle drives K2 and our athletes to keep pushing the limits of our sport. Just as Bill and Don K did 50 years ago, throwing caution to the wind is what we do. Whether it's developing products that seem a bit far fetched, to not following the status quo in anything, the spirit of K2 will continue to be anything but predictable. Call it predictably unpredictable. What do you expect from a brand that was born in a garage?

It's been 50 long beautiful years of serious fun that, without you, would not have been possible.



*Thank you. Now let the party begin!*






50 YEARS OF Icons



# 50 YEARS OF Inspiration




50 YEARS OF Unexpected



# 50 YEARS OF Innovation

These may look like simple notes and crude sketches, but these diagrams illustrate the origins of Bill Kirschner's dream born on Vashon back in the early 60's. Many of these ideas became the fundamentals for ski design that are still in use today.

8-10 #7  
 LENGTH OF SKI - 6  
 WT OF WOOD + AL.  
 17 RIGHTS / SIDE  
 NOTE: SOME PR  
 SUM + WA  
 1 LAYER SLOTH  
 TO MAKE 4#  
 USED 20 LAYERS  
 MIDDLE TO  
 HIGHER THAN



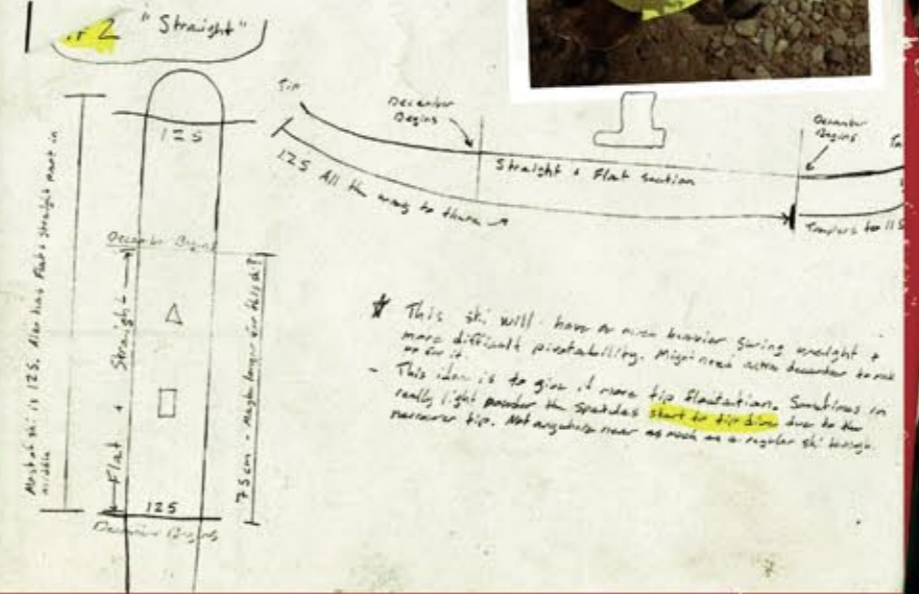
**For The Breed Apart**

Q. What should you expect for \$79.50?  
 A. The K-2 Holiday with more epoxy than any other ski! just \$79.50

**A&T**  
 A & T SKI COMPANY  
 1725 WESTLAKE AVENUE NO. SEATTLE

## K2 BASELINE

Shane McConkey was a unique and creative individual, but when he brought K2 engineers the modified Chief (Below) and blueprints for the ultimate powder ski, it was apparent that his vision for the future of ski design was radically different. Now seven years later, he would be proud to know 100% of K2's collection consists of rockered skis.



# K2 BASELINE®

ROCKER/CAMBER PROFILES FOR EVERY CONDITION



## ALL-TERRAIN ROCKER™

Versatility and ease in all snow conditions



## SPEED ROCKER™

High performance precision, power and edgehold



## CATCH-FREE ROCKER™

Confidence, control and ease for developing skiers



## JIB ROCKER™

Ollies, butters and predictable pop



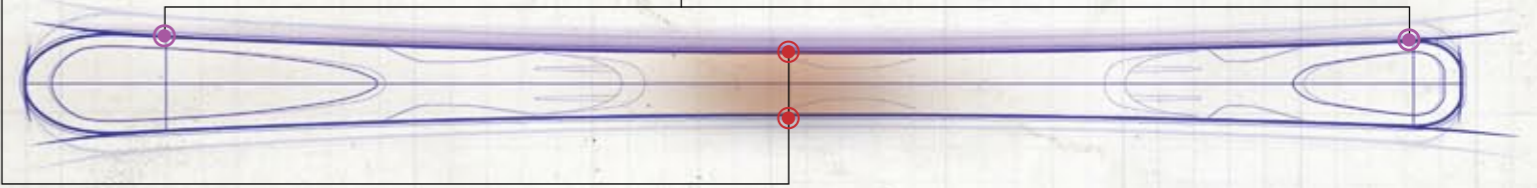
## POWDER ROCKER™

Unmatched floatation in deep snow

THE 90'S DEFINED SKI DESIGN WITH THE INTRODUCTION OF:

### SHAPE

## WAIST WIDTH & SIDECUT



IN THE 2000'S SKI DESIGN WAS RE-DEFINED WITH:

### PROFILE

## ROCKER & CAMBER



BY COMBINING PROVEN SHAPES WITH THE OPTIMAL PROFILES K2 DESIGNED THE ENTIRE 2012/13 COLLECTION SPECIFICALLY FOR WHERE YOU SKI ON THE MOUNTAIN.



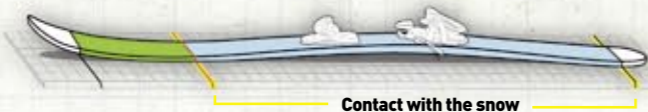
# ROCKER + CAMBER =



## ALL-TERRAIN ROCKER™

Designed for all ability levels with added versatility and ease in all snow conditions. All-Terrain Rocker features an elevated tip for variable and soft snow performance, as well as camber underfoot for power, energy, and edge-hold in firmer conditions.

30% ROCKER 70% CAMBER



### SKI UNWEIGHTED

Shows cambered and rockered regions of the ski and where the ski contacts the snow. On a rockered ski the new contact point is measured in reference to the traditional contact point of a traditionally cambered ski.


### SKI WEIGHTED

Shows the region of the ski that is in contact with the snow when a skier is standing on the ski. A shorter region in contact with the snow translates into a ski that is easier to initiate in a turn.

### SKI WEIGHTED IN TURN

Although the 5 Baseline profiles have differing amounts of Rocker, they all engage 100% of their effective edge, between the traditional contact points, once the ski is flexed in a turn. This translates into solid edge hold in the apex of the turn.

30% ROCKER



## SPEED ROCKER™

Designed for high performance precision and agility on firm snow. This slightly elevated tip and increased tip length provides effortless initiation and flawless transitions, while camber along the rest of the running surface delivers precision, power, and edge-hold.

10% ROCKER 90% CAMBER



10% ROCKER



## CATCH-FREE ROCKER™

Designed to aid developing skiers with confidence, control, and added ease. This elevated tip and tail assures effortless initiation at slow speeds, stability throughout the turn, and a predictable release from the turn.

20% ROCKER 80% CAMBER



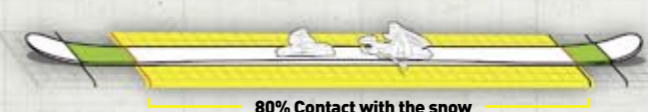
20% ROCKER



## JIB ROCKER™

Jib Rocker is designed for ollies, butters, and predictable performance. Featuring an elevated tip and tail with zero camber underfoot, Jib Rocker offers the best blend of playfulness for butters and surface tricks combined with enhanced pop for unmatched ollie power.

20% ROCKER



20% ROCKER





## POWDER ROCKER™

Powder Rocker is designed for unmatched flotation in deep snow. This tip has the most elevation and longest measurement of Rocker and offers skiers a "surfy" feel with enhanced soft-snow performance. The camber region still exists to ensure edge-hold on firmer conditions.

50% ROCKER 50% CAMBER



50% ROCKER



## MEN'S SKI OVERVIEW




### A.M.P. All-Mountain Performance

Skis engineered for resort based in bounds skiing



72 74 72

SPEED ROCKER



86 80 80 76

ALL-TERRAIN ROCKER



74 72

CATCH-FREE ROCKER

### BACKSIDE Adventure Series

Skis designed for those who ski off piste



132 128 118

POWDER ROCKER



82 74 72

SPEED ROCKER (TOURING)



118 98 90 112 102 88

ALL-TERRAIN ROCKER

### FACTORY TEAM Twin Tips

Skis built as fully functional twin tips for the resort and big mountain



132 119

POWDER ROCKER



102 90 85

ALL-TERRAIN ROCKER




90 85

JIB ROCKER

### GROMS Youth Series

Skis created for kids who look at the resort as their playground



100

POWDER ROCKER



68

SPEED ROCKER



85 75

ALL-TERRAIN ROCKER



70

CATCH-FREE ROCKER



# Men's

[SKI COLLECTION]

# RETRO REWIND



## THE EVOLUTION OF ALL-MOUNTAIN

**P**RESIDENT AND CEO Anthony De Rocco came to K2 as a designer when they licensed the Olin brand in 1989. He remained with the company as a ski design engineer after Olin folded, and was an integral force in the company's transition from race-focused product development to the freeski technology that dominates the ski market today. "The K2 Four was one of those products that you bring to market and there's a lot of 'Wow, that's interesting,'" De Rocco remembers. "Then you have Bode Miller all of a sudden take that product right off of the shelf and win Junior Olympics. That really turned everybody's heads. All of the sudden people said, 'That's not just a beginner's ski, that is a serious ski.' At that point, we knew people weren't going to be skiing on straight skis anymore."

"K2 had a big advantage because we were the only ski company who had been able to figure out how to get into snowboards. We took that knowledge and started really pushing shaped skis. We were at the forefront of converting our entire line to shaped skis. We didn't go in with one model, we did an entire line."

With all of these new concepts driving ski technology forward, K2 moved the focus from racing to freeskiing. "In the late '90s, we knew skis were going to get wider, and that there would be less and less reason for race skis to drive development—it used to be that race technology drove ski development, and whatever happened on race skis trickled down to consumer skis," De Rocco says. "We started going wider around '95, around the same time we started making shaped skis. In '96 we had the Explorer, which was 75 mm underfoot. By 2000 we

were all skiing on 75 to 90 mm-waisted skis, which you would never take on a racecourse. We just said, 'What's going to drive development for the end-consumer?' and it wasn't going to be race anymore. It was going to be the combination of shape and width.

"We said, 'You know what? If it's not going to pay dividends, if it's not going to drive developing product for the end-consumer, why are we doing it? We're going to get ahead by focusing on what we believe is going to drive the market.' We really focused on a couple things: women's as a category, and Factory Team skis, or twin-tips. Obviously the Factory Team had nothing to do with racing, and wider waist widths had nothing to do with racing, so we just said, 'We're done.'"

"That was a tough decision because everybody in the company loves to see racing—it's great; it's our heritage. In the '80s we showed that we could dominate the racing scene with the Mahre brothers, and we had a good history early on with the Cochranes and some other people, too. It was a tough decision, but, in the end, it was the right decision for this brand, and the right decision at that time. I think it's really the reason why we've been able to hit market needs in the 2000s, because we really have taken market share in freeskiing."



Revolutionary '90s K2 skis.  
From left to right:  
XPlorer, Four  
Photos: K2Archives.



**50 YEARS OF**  
 RIPPING  
 THE  
 MOUNTAIN  
 WITHOUT  
 LIMITATIONS



**A.M.P.**

**ALL-MOUNTAIN PERFORMANCE**

# A.M.P. TECHNOLOGY



## MARKER K2/MX SYSTEM

Working in conjunction with the integrated hubs, the Marker K2/MX provides unmatched precision and control on our highest-end A.M.P. models. The system uses Marker's Inter-Pivot Heel technology and lightweight Triple-Pivot Comfort MX toe. This toe comes with a cross-mounted spring, stainless steel AFD, and backward release function.



## MARKER K2/M3 SYSTEM

The Marker K2/M3 is the ultimate ski/plate/binding system designed for recreational skiers. It utilizes a new Compact Toe and a fixed Compact2 Heel design to generate more power, precision and quickness underfoot in a 20% lighter design. The Marker K2/M3 system's sleek design is graphically integrated into the look of the A.M.P. Series skis.



## 1 CARBON WEB

Enveloping the Mod structure with a carbon weave where the strands of carbon are laid at precise angles for an additional level of torsional rigidity on the secondary core. This keeps the ski light but gives you the additional torsional strength where you need it most.



## 2 GLASS WEB

Enveloping the Mod structure in a secondary glass weave for additional torsional rigidity provides a more forgiving and versatile version of the Carbon Web.

1

2



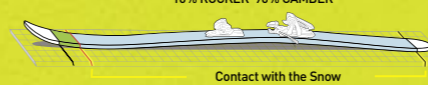
# K2 BASELINE

ROCKER/CAMBER PROFILES FOR EVERY CONDITION

The biggest advancement in technology comes in the form of Baseline Technology, the combination of rocker and camber on our All-Mountain skis. The ease of turn initiation combined with the strong secure hold on groomed snow makes it an ideal choice for the entire collection.



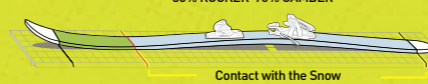
10% ROCKER 90% CAMBER



Contact with the Snow



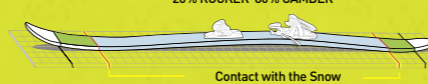
30% ROCKER 70% CAMBER




Contact with the Snow



20% ROCKER 80% CAMBER



Contact with the Snow



Tip and Tail Rocker

## Speed Rocker™

Designed for firm snow. This slightly elevated tip provides effortless initiation and flawless transitions between turns, while camber along the rest of the running surface delivers the most precision, power, and edge-hold of any Rocker category.

## All-Terrain Rocker™

Designed for all snow conditions. Features an elevated tip for added performance in variable or soft snow and easier turn initiation, as well as camber underfoot for power, energy, and edge-hold in firm conditions.

## Catch-Free Rocker™

Designed for developing skiers. This elevated tip and tail assures effortless turn initiation at slow speeds, stability throughout the turn, and ease of release for added confidence and control.



## INTEGRATED HUB TECHNOLOGY

Titanal hubs are imbedded into the core of the ski for the most direct transmission of power. The system hubs are functionally wider with a 50mm footprint, which decreases the distance between the binding and the edge of the ski for added performance.

## M3 PLATE

The M3 plate is lower, lighter and wider for a more effective transfer of power from the boot to the ski for better control and confidence.



## HYBRITECH SIDEWALLS

Hybritech is a unique blend of sidewall and cap constructions. The construction combines the accuracy, power and performance of sidewall underfoot with the lightweight characteristics and smooth turn initiation of cap construction.

## METAL LAMINATE

Built with two sheets of lightweight Titanal running the length of the ski, metal-laminate skis are the highest performing and most complex construction available from K2. Built from the base up, a metal laminate construction consists of alternating layers of fiberglass and Titanal above and below the wood core. Metal-laminates provide dampened, accurate, unshakable performance ideal for expert-level skiers.



## MOD MONIC

The Monic is a solid zinc mass that works in conjunction with the Mod structure to focus mass-dampening at a targeted location.



## MOD TECHNOLOGY

Mod functions by absorbing vibrations and impact loads along the entire ski, providing stronger edge-hold and a higher degree of power and control. Mod is a secondary core that flexes and moves on top of the primary core, allowing the overall ski flex to be unaffected.

## MEN'S-SPECIFIC MOD STRUCTURE

The optimum location and thickness of mass differs from men to women. The men's Mod structure is more X-shaped, distributing mass to the perimeter for increased edge-hold. The thickest part of the Mod structure in the fore body includes a new technology window.

# THE NEW STANDARD IN HIGH PERFORMANCE HARD SNOW SKIING:



Until RoX, high performance hard snow skis were designed stiff and robust for unshakable hold on the firmest snow conditions. Consequently, the additional stiffness results in a ski that is unforgiving and difficult to initiate into a turn.

By focusing specifically on advantages of Speed Rocker in combination with a specific MOD shape and Carbon Web placement, K2 has developed RoX Technology, a new standard for hard snow ski design creating skis with unshakable hold on the firmest conditions with the added benefit of effortless turn initiation.




TRADITIONAL CONTACT POINT




**1 CORE: STRENGTH AND STRUCTURE**  
A K2 ski is designed with a primary core and structural layers that determines the flex along the entire length of the ski.

SPEED ROCKER CONTACT POINT



**2 MOD: SUSPENSION**  
Added on top of the ski's primary core is a secondary core, called the MOD Structure that essentially acts on its own as a suspension system quieting the ride of the ski. The key is that this secondary core acts independently from the primary core, so it does not affect the overall flex of the ski.



**3 CARBON WEB: INCREASED EDGE HOLD**  
A raised X-shaped pattern has been added to specific regions of the MOD structure to create a structural shape to support a Carbon Web. This X-shaped carbon support is furthest from the core to increase torsional rigidity for greater edge hold and grip. This X-shaped carbon layer works independently of the primary core so the overall longitudinal flex is unchanged.



**4 SPEED ROCKER: EFFORTLESS INITIATION AND ACCURACY**  
The final addition of Speed Rocker makes a ski with this much torsion effortless and accurate from turn to turn. Without Speed Rocker, a ski with this much torsional rigidity strength would be nearly impossible to initiate into a turn.



**New**  
125/72/99

# BOLT

**SPEED ROCKER.**

K2 is proud to introduce the highest performance hard snow ski to date, forever changing hard snow ski design. As the flagship model for K2's new ROX Technology, the Bolt is the ultimate carving instrument available for medium to long radius GS turns with rock solid stability and hold at mach speed.

**PERFORMANCE:** Piste: 80%, Off Piste: 20%

**SIZES:** 172, 179, 186

**CONSTRUCTION:** Hybritech Sidewall, Metal Laminate, Fir Core

**RADIUS:** 18m @ 179cm

**BINDING OPTIONS:** Marker K2/MX 14.0



**New**  
122/74/106

# CHARGER

**SPEED ROCKER.**

With the addition of ROX technology, the Charger steps its firm-snow performance up another notch. The added torsion combined with Speed Rocker and a sharper sidecut makes it one of the most versatile and nimble hard snow carving tools for short to medium radius turns.

**PERFORMANCE:** Piste: 70%, Off Piste: 30%

**SIZES:** 165, 172, 179, 186

**CONSTRUCTION:** Metal Laminate, Hybritech Sidewall, Aspen/Paulownia Core

**RADIUS:** 16m @ 172cm

**BINDING OPTIONS:** Marker K2/MX 12.0



**New**  
121/72/106

# VELOCITY

**SPEED ROCKER.**

Rounding out the hard snow-specific offering is the Velocity, a ski with a more forgiving flex pattern that doesn't sacrifice precision or performance. Featuring a narrow waist for the quickest transitions between turns, the Velocity is designed for those who plan on logging some serious vertical in a short time frame.

**PERFORMANCE:** Piste: 80%, Off Piste: 20%

**SIZES:** 165, 172, 179

**CONSTRUCTION:** Triaxial Braided, Hybritech Sidewall, Fir/Aspen Core

**RADIUS:** 15m @ 172cm

**BINDING OPTIONS:** Marker K2/M3 11.0



# SPEED ROCKER™

AGILITY  
EDGEHOLD  
POWER



# ALL-TERRAIN ROCKER™

VERSATILITY  
ENERGY  
STRENGTH



130/86/114

## AFTERSHOCK

ALL-TERRAIN ROCKER.

Being the widest ski in the A.M.P. model line, the Aftershock thrives in soft and chopped conditions. Although it excels off the groomed runs, it still has enough hard snow performance and power to carve trenches in whatever firm conditions it encounters.

**PERFORMANCE:** Piste: 30%, Off Piste: 70%

**SIZES:** 167, 174, 181

**CONSTRUCTION:** Metal Laminate, Hybritech Sidewall, Aspen/Paulownia Core

**RADIUS:** 17m @ 174cm

**BINDING OPTIONS:** Marker K2/MX 14.0



127/80/109

## RICTOR

ALL-TERRAIN ROCKER.

The Rictor upholds the high-end performance of the Aftershock with a similar titanal construction while reaping the benefits of an optimal 80mm waist. Combined with All-Terrain Rocker, it becomes the ultimate tool for charging hard on groomers with enough versatility to tackle off-trail crud.

**PERFORMANCE:** Piste: 50%, Off Piste: 50%

**SIZES:** 160, 167, 174, 181

**CONSTRUCTION:** Metal Laminate, Hybritech Sidewall, Aspen/Paulownia Core

**RADIUS:** 16m @ 174cm

**BINDING OPTIONS:** Marker K2/MX 12.0







127/80/109

# IMPACT

**ALL-TERRAIN ROCKER.**

A more forgiving version of the Rictor, this well-balanced ski comes equipped with All-Terrain Rocker and an attractive price tag. The Impact is the proficient skier's carving weapon of choice that is not afraid to lead them onto off-piste adventures.

**PERFORMANCE:** Piste: 60%, Off Piste: 40%

**SIZES:** 153, 160, 167, 174

**CONSTRUCTION:** Triaxial Braided, Hybritech Sidewall, Fir/Aspen Core

**RADIUS:** 16m @ 174cm

**BINDING OPTIONS:** Marker K2/M3 11.0



120/76/104

# PHOTON

**ALL-TERRAIN ROCKER.**

The Photon allows skiers to take their skiing to new levels thanks to its All-Terrain Rocker and lightweight construction. With a versatile waist width, the Photon is right at home on and off trails at the resort.

**PERFORMANCE:** Piste: 70%, Off Piste: 30%

**SIZES:** 153, 160, 167, 174

**CONSTRUCTION:** Triaxial Braided, Cap, Fir/Aspen Core

**RADIUS:** 17m @ 174cm

**BINDING OPTIONS:** Marker K2/M3 10.0



# ALL-TERRAIN ROCKER™

VERSATILITY  
ENERGY  
STRENGTH

# CATCH-FREE ROCKER™

CONFIDENCE  
CONTROL  
EASE



118/74/103

## FORCE

**CATCH-FREE ROCKER.**

Built with Catch-Free Rocker, the Force eliminates the struggles of learning to carve by providing an easy-to-turn tip that won't hook on variable snow. This helps new skiers link turns together in complete control, and the ski's cooperative nature works with the skier to gain comfort on firm snow runs of varied pitch.

**PERFORMANCE:** Piste: 75%, Off Piste: 25%

**SIZES:** 146, 153, 160, 167, 174

**CONSTRUCTION:** Torsion Box/PU, Cap, Composite Core

**RADIUS:** 17m @ 174cm

**BINDING OPTIONS:** Marker K2/M3 10.0



119/72/103

## STINGER

**CATCH-FREE ROCKER.**

The Stinger has the best value to performance ratio available for new skiers. Beginners and intermediates alike will appreciate the Catch-Free Rocker as their nerves disappear and the thrill of skiing reveals itself through an easily controllable and lightweight ski.

**PERFORMANCE:** Piste: 80%, Off Piste: 20%

**SIZES:** 146, 153, 160, 167, 174

**CONSTRUCTION:** Torsion Box/PU, Cap, Composite Core

**RADIUS:** 16m @ 174cm

**BINDING OPTIONS:** Marker K2/M2 10.0



# K2 BACKSIDE: THE EARLY YEARS

## MIKE HATTRUP AND THE BIRTH OF K2 ADVENTURE SKIS

**B**ORN AND RAISED in Seattle, Wash., Mike Hattrup was a K2 fan from the start. “I remember as a kid, the skis I always wanted were K2 J5 comps—the red, white and blue ones,” Hattrup says. “Those were the dream skis. But my very first pair of K2s were XR-10s, which my mom bought for \$5 at a ski swap. They were someone’s old rock skis, and I’ve never been more excited about a pair of skis.”

Growing up skiing the local mountains around Seattle, Mike became an accomplished moguls competitor by the mid-’80s, landing him on the US Freestyle Team and in front of the lens of Greg Stump—a move that also earned him a spot on the K2 team. He relocated to Colorado and began competing on the state mogul circuit. “The first film I did with Stump was in ’85 and that was *Time Waits for Snowman*,” Hattrup remembers. “I competed against his brother Jeff, and Stump’s early films were with mogul skiers. So it was basically a handful of top skiers from the Rocky Mountain mogul circuit [who] were Stump’s film crew. Stump had two sponsors at that time: Olin and K2. I wasn’t actually sponsored by K2 until after we started filming, and then I was added to the US Freestyle Team in 1987 as a mogul skier—then I got my first sponsorship with K2.”

Hattrup’s time on the US Freestyle Team was cut short due to a blown ACL, but he starred in the seminal ski film *Blizzard of Aahhhs*, for which he spent two months in Chamonix and learned how to ski truly big mountains. During their European tour, Hattrup, Scot Schmidt, Glen Plake, Stump and the crew also paid a visit to Clambin and teamed up with John Falkiner and Mark Shapiro. Upon his return to the States, Hattrup took a job with K2 as a product manager, in charge of steering the direction of the line toward big mountain powder skiing. Three years later, Hattrup revisited Clambin for a month with Warren Miller Entertainment. When the crew planned a trip on the Haute Route, Hattrup said he wanted to join. Shapiro said, “O.K., but we’re doing it on pins, so you’d better go learn

how to use these,” and handed Hattrup a pair of telemark skis and boots.

“That was my first day telemarking, and that’s what got me hooked,” Hattrup says. “It was partly the telemark turn itself, but also the touring aspect of it that I liked. And John [Falkiner] was the one who really first introduced me to the mountains. And if I didn’t have that intro, K2 Telemark wouldn’t exist.”

In 1989, K2 purchased Madshus, a Norwegian company specializing in cross-country skis. “They had some pretty cool technology for building skis, and before long they were building some of our alpine skis, mostly for European distribution,” Hattrup remembers. “So when those guys had molds that were bigger—and this is when tele was just starting to get more alpine widths—the Norwegians built three skis, the Piste, Piste Race and the Piste Off. The Piste and Piste Race were super-narrow, traditional Norwegian telemark skis, and the Piste Off was really in an alpine mold—it was quite a bit wider than most tele skis at the time. They entered that ski in a Norwegian magazine test in 1996 and it won first place. They faxed K2 and said, ‘Hey, we’re building the best tele skis in the world; you guys should sell them.’”

Hattrup was living in Sun Valley, Idaho, at the time and says, “Nobody tele’d at K2 and it was a tiny market, and they went, ‘Hey, Hattrup teles, doesn’t he? Let’s give it to him.’ So it wasn’t like I won this interview process or anything to become the tele guy; it was more like, ‘Get this out of our hair to appease the Norwegians and give Hattrup something to do.’ So I said, ‘Sure I’ll do it,’ and then, of course, it grew into something beyond any of our expectations. We went from not being in the market to a 50 percent market share in a short number of years. That was due to a number of things. First, our product innovation—the tele world has always been behind the alpine world in terms of innovation—but also our marketing made a big difference. Our attitude toward tele was completely counterculture compared to what was going on in that world, which was stuff like earth

tones and granola and leather and duct tape, and we came at it from a completely different angle.

“The ski that really set the tone for what K2 Telemark was to become was the Totally Piste, which was a shaped ski for one, which was crazy, and it had muscle-car flames on it. This was a radical graphic for an alpine ski at the time, and to see it in tele was like, ‘Whoa, what’s going on here?’ For the next five to 10 years we had innovation after innovation. Whether it was a mid-fat, a shaped ski, a woman’s ski or a twin-tip, K2 was the first one in the market.”

Released in 1997, the Totally Piste was a game-changer. “Several industry innovations worked in our favor,” Hattrup says. “First, we’d just come out with the Four series of shaped skis and were the first alpine company to fully commit to shape and were convinced of its superior performance. Second, plastic telemark boots had just been developed, but were still outnumbered by leather. The Merrell Super Comp ruled, as did Tuta skis.

“As an alpine skier, I immediately took to the plastic Scarpa boot. As a strategic direction, we consciously gave up the leather boot market, convinced that plastic was the way of the future, and designed our skis to work with plastic, which meant that you could drive a wider ski, as well as carve a shaped ski.

“By the winter trade show, we took the superior performance of shaped skis, and clever names created by the Madshus crew like the Piste Off and Piste Stinx and added our twisted K2 humor. At our first winter trade show booth, we set up a bathroom scene complete with toilet, K2 odor matches and toilet paper, and filled the bowl with granola simply to mock the stereotypical telemarker. I clearly unnerved a few people as I sat on the throne, reached between my legs and ate granola that I’d fished out of the bowl.

“[K2 Graphic Designer] Chester Grays continually delivered cutting-edge graphics—the first Totally Piste muscle-car flame ski was rejected as too outrageous for the El Camino alpine ski at the time—and added irreverent humor like the

‘If it were easy, it’d be called snowboarding’ ad and T-shirts. Backed by the design work of probably the only engineer that telemarked, [K2 Ski Designer] Ken Schiele, we went on a rampage of industry innovations that had the entire telemark world chasing us.”

To an alpine skier, K2 Telemark was outside the norm, but in the conservative world of gorp, duct tape, wool and leather, K2 Telemark was more than a breath of fresh air, it was a blast of nitrous oxide. “We essentially turned the telemark industry upside down,” Hattrup says. “Amidst a ski wall of muted solids, our graphics were rebellious, our ski designs outrageous and our irreverent advertisements and attitude had never been seen by the telemark world.”

Within four years of launching, K2 was number one in the telemark world—they had changed the game once again. K2 would maintain close to half of the market share until innovations in the 2000’s led to the development of K2 BackSide collection—the next chapter of K2’s backcountry-specific equipment.

### FACING PAGE

Mike Hattrup takes a break from touring in the Alps, soaking up a bit of sun and contemplating his next move. Photo: Mark Shapiro.

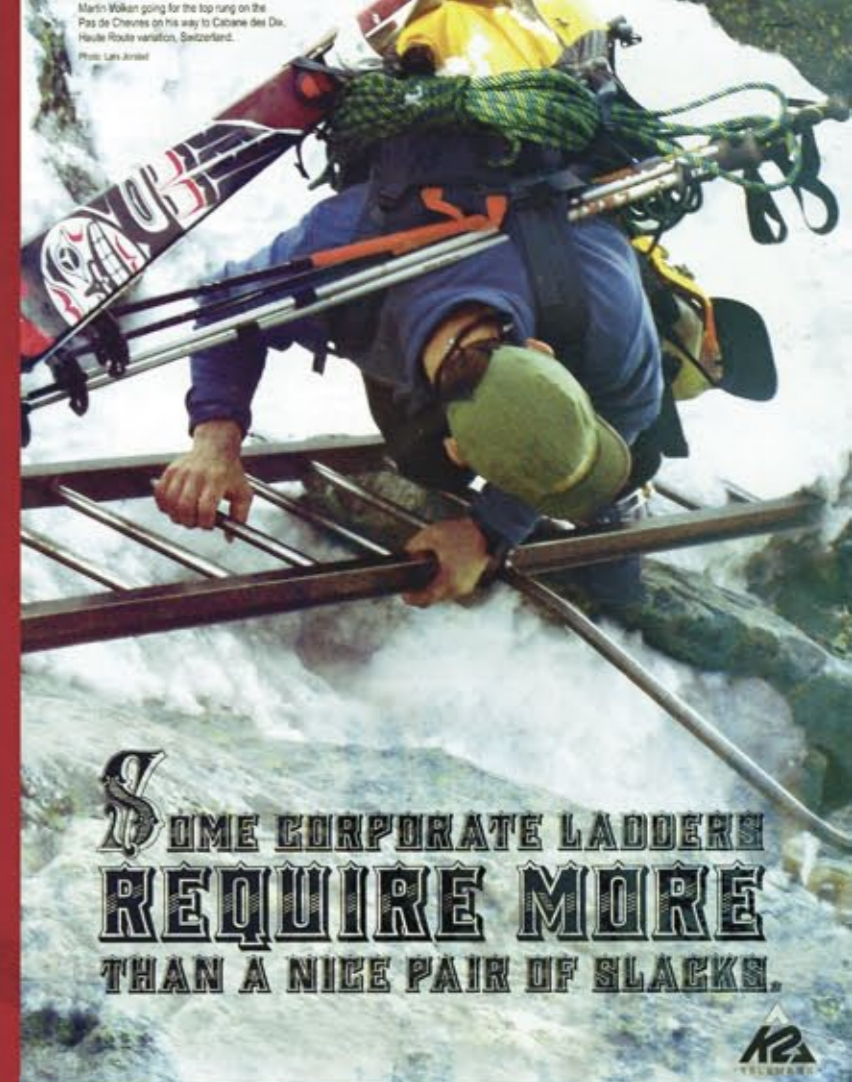
### TOP

Martin Volken descending a ladder on the classic Haute Route. He also helped design the K2 touring skis he’s carrying with him. Photo: K2 Archives.

### BELOW-RIGHT

Adam U is now a part of the BackSide program, but he still skis K2s with telemark bindings on a daily basis in the Mt. Baker, Wash., backcountry and beyond. Photo: Grant Gunderson.

TOTALLY PISTE OFF  
REWIND



SOME CORPORATE LADDERS  
REQUIRE MORE  
THAN A NICE PAIR OF SLACKS.



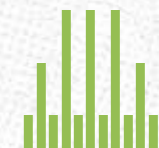
**BACKSIDE**  
TOOLS FOR ADVENTURE

**50**<sup>®</sup>  
Years OF Exploration

RELIABLE. MULTI-FUNCTIONAL.



1150-1820g



1900g-2400g

**BACK** LIGHTWEIGHT / EFFICIENCY

The "BACK" skis are more backcountry focused—the most efficient skis in the collection. These are characterized by lighter weights and Snophobic cap constructions that help shed snow and maintain lightness.

**SIDE** DESCENT FOCUSED / PERFORMANCE

The "SIDE" skis are geared towards the sidecountry. As such, they are more robust, more powerful, sidewall constructed skis with generally wider waist widths and more rocker.

### 1 BIO CORE TECH

**Lighter-Weight Renewable Cores**  
For skiers conscious of their caloric and environmental output, our Adventure skis use a blended core of aspen, bamboo, and paulownia. This results in a 15% weight savings over traditional cores and a decreased carbon footprint, reducing our impact on the winter world.

### FLAT TAILS

**Functional Backcountry Anchors**  
All Adventure skis come with flat tails, providing backcountry utility by allowing you to plunge the tails easily into firm snow.

### 2 CARBON WEB

**Lightweight Torsional Rigidity**  
Carbon Web pushes the balance between weight and strength gaining downhill performance without adding additional mass. Located in the tail and forebody of the ski, the Carbon Web increases edge grip when you need it most in the backcountry.

### 3 TNC CONSTRUCTION

**Lightweight Metal Construction**  
Weight reduction is paramount in the BackSide model line. We've tooled a BackSide specific TNC Metal Laminate Construction that lessens weight while providing an accurate and responsive feel.



## BASELINE

ROCKER/CAMBER PROFILES FOR EVERY CONDITION

Nearly all BackSide models feature camber, straight tails, and a varying degree of shovel rocker. Camber/rocker profiles add predictability in varying snow conditions, while excelling in the specific environment they are designed to ski most.

### POWDER ROCKER

50% ROCKER 50% CAMBER



### ALL-TERRAIN ROCKER

30% ROCKER 70% CAMBER



### SPEED ROCKER

10% ROCKER 90% CAMBER



### POWDER ROCKER™

Designed for deep snow with the most elevated tip and longest measurement of rocker. Offers skiers a "surfy" feel with enhanced soft-snow performance. The camber region still exists to ensure edge hold in firmer conditions.

### ALL-TERRAIN ROCKER™

Designed for all snow conditions, featuring an elevated tip for variable and soft snow performance and camber underfoot for power, energy, and edgehold in firmer conditions.

### SPEED ROCKER™

Designed for firmer snow. This slightly elevated tip and increased tip length provide effortless initiation and improved skinning ascent, while camber along the rest of the running surface delivers precision, power and edgehold.



### TIP AND TAIL HOLES



**Backcountry Utility and Skin Attachment**  
All Adventure skis come with tip/tail holes that vastly increase the skis' utility. By allowing you to build a rescue sled or construct various ski anchors, you can carry less weight while increasing your safety margin. These holes also function as attachment points for our skins and come with a removable plug.

### SKIN CLIP ARC



**For Secure Skin Attachment**  
The tails of our Adventure skis are designed with a concave notch to ensure that the skin clip, regardless of size or skin brand, stays securely centered on the tail.

### HYBRITECH CONSTRUCTION



**Side Model Specific Sidewall and Cap**  
This construction is built into the wider-waisted Side models and combines the accuracy and powerful performance of a sidewall underfoot with the light weight and smooth turn initiation feeling of a cap.

### SNOPHOBIC TOPSHEET

**Back Model Specific Snow-Shedding Topsheet**  
Snow collecting on a ski can add weight to a climb. Our SnoPhobic tops keep your skis light with a new snow-repellent topsheet. The running surface along the bottom of a ski is hydrophobic by design, so we've developed a thinner version of the same material to use on the Back model-specific topsheets. Applying wax to the topsheet increases its snow-shedding performance.

### POWDER TIP

The addition of rocker eliminates the need for increased surface area in the tip to create lift and initiate float. K2's Powder Tip design pulled the widest point of the tip further down the ski, which retains float in soft snow, and also minimizes deflection in adverse snow conditions.

# POWDER ROCKER™



157/132/122-179

## PON2OON

### POWDER ROCKER

The Pon2oon features Powder Rocker that made the original Pontoon so playful and agile in powder, but now comes with added features that make the ski even more stable at 60 mph in bottomless blower. This second edition features a redesigned powder tip to improve swing weight. Built with a stiffer yet tapered pintail design, the new tail serves as a stable landing platform and provides added braking power.

\*A percentage of sales go to the McConkey family.

**CONDITION:** 90% Powder / 10% Variable

**CONSTRUCTION:** Triaxial Braid, Cap, Fir/Aspen Core

**WEIGHT:** 2400g @ 179cm

**SIZES:** 159, 169, 179, 189

**DIMENSIONS BY LENGTH:**

159: 153/128/118 169: 155/130/120

179: 157/132/122 189: 159/134/124

**RADIUS:** 30m @ 179cm



156/128/144

## DARKSIDE

### POWDER ROCKER

A highly maneuverable big mountain ski design to take on ultra-steep spines, with the ability to dump speed on demand, and unmatched stability in the tail for run outs. The Powder Rocker on the DarkSide is drawn almost all the way back to the toe piece, creating a massive sweet spot which enables you to weight the shovel to pivot and scrub speed, or pressure the cambered tail for powerful acceleration and accuracy.


**CONDITION:** 80% Powder / 20% Variable

**CONSTRUCTION:** Triaxial Braided, Hybritech Sidewall, Aspen/Paulownia Core

**WEIGHT:** 2290g @ 181cm

**SIZES:** 174, 181, 188

**RADIUS:** 27m @ 181cm



New

147/118/135

## SIDSETH

### POWDER ROCKER

Seth continues to evolve as a skier, and the SideSeth—along with its new home in the BackSide collection—reflects his recent focus on more technical big mountain skiing. Though soft snow focused, a stiffer tail with slightly less rocker improves hard snow performance, and transforms the SideSeth into a more versatile, hard-charging plank that's specialized for big mountain skiing. The slightly raised kick tail retains versatility and forgiveness in narrow, concave couloirs, while it also increases the ski's utility as a tool.

**CONDITION:** 75% Powder / 25% Variable

**CONSTRUCTION:** Hybritech Sidewall, Fir/Aspen/Maple Core

**WEIGHT:** 2292g @ 181cm

**SIZES:** 174, 181, 188

**RADIUS:** 26m @ 181cm



"I was always scared of Chamonix. The reputation, all the deaths. There's way more ice, twice the vertical, and way more danger. I mostly ski pow and soft snow, but in Cham, because of avy hazard, you tend to ski the big committing lines when they're hardpack, so it feels much steeper than Alaska. You can't fall. Chamonix is intimidating, but after a while, it just settles in that that's how it is and you get comfortable with it. After skiing there, everything else seems easy. It turns "mini-golf" into "putt-putt".

"I was always scared of CHAMONIX  
it turns mini-golf into  
PUTT-PUTT."



139/108/127

# SIDESTASH

## ALL-TERRAIN ROCKER

Elongated All-Terrain Rocker and a generous waist width create a nimble and forgiving off-piste tool that enables you to flash tight chutes that have been overlooked several days after a storm. Meanwhile, the metal laminate sidewall construction delivers a damp, powerful platform for slicing through the week-old chop in the run-out, or laying trenches on the groomers on your way back to the lift.

**CONDITION:** 70% Powder / 30% Variable

**CONSTRUCTION:** Metal Laminate, Hybritech Sidewall, Aspen/Paulownia/Maple Core

**WEIGHT:** 2170g @ 181cm

**SIZES:** 167, 174, 181, 188

**RADIUS:** 25m @ 181cm



131/98/119

# HARDSIDE

## ALL-TERRAIN ROCKER

The cold hard reality is, most of us ski more crud than blower pow. If this holds true for you, the HardSide is your ideal ski. It delivers smooth precision and confidence on rock hard boilerplate, and its All-Terrain Rocker and moderate waist won't leave you wanting when Mother Nature lays it in thick.

**CONDITION:** 60% Powder / 40% Variable

**CONSTRUCTION:** Metal Laminate, Hybritech Sidewall, Aspen/Paulownia/Maple Core

**WEIGHT:** 1980g @ 181cm

**SIZES:** 167, 174, 181, 188

**RADIUS:** 23m @ 181cm



# ALL-TERRAIN ROCKER™



132/90/115

# SIDESHOW

## ALL-TERRAIN ROCKER

Not only does the SideShow's metal laminate construction and moderate waist rail groomers and frozen corn with complete confidence, but the addition of All-Terrain Rocker means it puts your old powder skis to shame in the soft stuff too. No wonder many will mount it as a high-performance touring ski.

**CONDITION:** 50% Powder / 50% Variable

**CONSTRUCTION:** Metal Laminate, Hybritech Sidewall, Aspen/Paulownia/Maple Core

**WEIGHT:** 1900g @ 181cm

**SIZES:** 167, 174, 181, 188

**RADIUS:** 20m @ 181cm





New

142/112/131

# BACKDROP

**ALL-TERRAIN ROCKER.**

Of course fat skis rip in pow, but they're also heavier, and therefore a pain to drag around the backcountry. Enter the BackDrop. We started with the superlight construction of the WayBack, fattened the waist to 112mm, and increased the shovel rocker. So whether you're looking for a lightweight, mid-winter touring ski or a quicker, more playful resort powder slayer, the BackDrop is a willing accomplice.

**CONDITION:** 60% Powder / 40% Variable

**CONSTRUCTION:** Triaxial Braid, Cap, Aspen/Paulownia/Maple Core

**WEIGHT:** 1820g @ 174cm

**SIZES:** 174, 181

**RADIUS:** 23m @ 174cm



135/102/121

# COOMBACK

**ALL-TERRAIN ROCKER.**

The COOMBACK is the first of a three part graphic series, each celebrating a different era of Doug's ski career. Coombs cut his teeth on the steep, narrow chutes of Bridger bowl, before moving to Jackson Hole to hone his technique. The 102mm waist and All-Terrain Rocker create a balance between float and agility reflective of Doug's versatility, and make the COOMBACK equally adept making tram laps or climbing the Ford-Stettner route on the Grand Teton.

\* K2 will donate a percentage of all COOMBACK ski sales to Doug's family, and another portion of the proceeds will fund the American Mountain Guide Association's Chad Vanderham Endowment, which is focused on improving guide education and safety.

**CONDITION:** 50% Powder / 50% Variable

**CONSTRUCTION:** Triaxial Braid, Cap, Fir/Aspen/Maple Core

**WEIGHT:** 1720g @ 167cm

**SIZES:** 167, 174, 181, 188

**RADIUS:** 20m @ 167cm



124/88/108

# WAYBACK

**ALL-TERRAIN ROCKER.**

A superlight Paulownia wood core and loads of carbon fiber make the WayBack the lightest ski in our collection. It's moderate 88mm waist is narrow enough for hard, technical skinning, but still supportive in soft snow, and the All-Terrain Rocker not only breaks trail easier, but smoothes out challenging variable conditions.

**CONDITION:** 40% Powder / 60% Variable

**CONSTRUCTION:** Torsion Box, Cap, Aspen/Paulownia/Bamboo Core

**WEIGHT:** 1440g @ 167cm

**SIZES:** 160, 167, 174, 181

**RADIUS:** 20m @ 167cm



124/82/105

# BACKUP

**SPEED ROCKER.**

The Backup is the most efficient, technical ski mountaineering tool in the collection. Two sheets of metal give it a power and dampness not found in its weight class, and when combined with the 82mm waist, it skins hard, bony terrain with complete confidence. The slight, All-Terrain Rocker aids trail breaking, and takes the edge off sastrugi and other demanding backcountry conditions.

**CONDITION:** 30% Powder / 70% Variable

**CONSTRUCTION:** Metal Laminate, Cap, Paulownia Core

**WEIGHT:** 1520g @ 167cm

**SIZES:** 160, 167, 174, 181

**RADIUS:** 17m @ 167cm







118/74/103

# BACKLITE



## SPEED ROCKER

The BackLite is designed for the ski tourer focused on efficiency. Our lightweight wood core has clear weight advantages when climbing, but unlike featherweight rando race skis, it provides more power and precision when skiing frozen corn or difficult windblown. Last, the narrow 74mm waist provides exceptional skin purchase when touring on firm snow.

**CONDITION:** 20% Powder / 80% Variable  
**CONSTRUCTION:** Torsion Box, Cap, Paulownia Core  
**WEIGHT:** 1150g @ 167cm  
**SIZES:** 153, 160, 167, 174  
**RADIUS:** 16m @ 167cm



114/72/99

# BACKOUT



## SPEED ROCKER

Light, efficient and affordable, the BackOut blends uphill ease with downhill performance. The torsion box construction and narrow 72mm waist perform quick energetic turns on firm snow and supply solid skin traction for confident climbing. It strikes the perfect balance whether night touring on piste for an evening at your favorite hut, or embarking on a multi-day hut trip.

**CONDITION:** 10% Powder / 90% Variable  
**CONSTRUCTION:** Torsion Box, Cap, Aspen/Paulownia Core  
**WEIGHT:** 1258g @ 167cm  
**SIZES:** 146, 153, 160, 167, 174  
**RADIUS:** 17m @ 167cm



# SPEED ROCKER™



# THE PERFORMERS

## LET THE PARTY GET STARTED

**I**N 1971, Dick Barrymore was a filmmaker and accomplished skier from Ketchum, Idaho, whose work was increasingly going beyond the cult following he had developed with his earliest features, *Ski West*, *Young Man* and *Last of the Ski Bums*. With the red-white-and-blue star of K2 rising, the fuel was now set to explode upon the global ski industry—and Barrymore’s contracted K2 promotional film *The Performers* proved to be the fuse to light it up. The film itself gave rise the growing hot dog movement that eventually became the World Cup and Olympic freestyle skiing of today. And it all began in Sun Valley, Idaho.

Early K2 ski designer, skier and mad hatter Bobbie Burns had come to Vashon from Sun Valley to help with R&D and production. Barrymore had filmed with Burns before, after spotting him in 1969 on Sun Valley’s Lower Holiday run—boasting long blond locks and a unique laid-back style through the moguls and powder. Barrymore had correctly seen Burns as the original hot dogger. Conversely, Burns knew that pairing Barrymore’s film sensibilities with K2’s growing credibility via a primarily freestyle rather than race approach had incredible potential. “I said to Charlie [Chuck Ferries], ‘We’ve got to get Barrymore to come over here and make a movie,’” Burns remembers. “Barrymore came up to Vashon and we did a little movie. I knew Phil Gerard, who had a little deck down in L.A., I knew a couple of kids, John Burnett and John Clendenin—they could jump. Dave McCoy’s son, Gary, was retired from racing and we used him. We made a film called *10 Minutes and 59 Seconds of Skis and Skiers*. That was our first K2 movie. Then we did *The Performers*. In the hot dog scene, that put us on the map.”

With the success of Burns, Barrymore and company in *10 Minutes*, *The Performers* only turned up the volume by incorporating a mix of cutting-edge ski styles and diverse personalities, featuring Sun Valley’s Pat Bauman, Charlie McWilliams, Jim Stelling, Bob Griswold, and Southern California’s Clendenin—the racer originally hired by Barrymore to film the others. “Dick Barrymore was the one that I think opened up a real door for K2,” Clendenin says. “One of the first movies that Dick did for K2 was called *10 Minutes and 59 Seconds of Skis and Skiers*. That film was one of the first promo films ever made specifically for a ski company.

The concept behind *The Performers* was simple: Take five of the most radical skiers in the country, put them in a 26-foot, red-white-and-blue Open Road motor home, arrange several stops at the hottest ski areas across the country, and let the party get started.

The resultant lore, damage and amazing skiing from this 15,000-mile tour are still regarded as a turning point in ski culture. “We went to the Playboy Club in Geneva, Wis., and we skied there,” Bauman says. “It was a golf course, about 150 [feet] vertical. Basically, we built a jump and that was about it. They gave us VIP keys. Being naive as I was—the club had like five restaurants and six bars—I go into the bar and order a drink and give the guy my key, and the drink was free. ‘Oh, that’s great,’ I said. Charlie comes in, and I tell him the drinks are free and he looks around and called out, ‘Drinks on me!’ and bought a round for the whole bar.”

Between Detroit, where Barrymore stopped to negotiate a GM sponsorship, and the Playboy Club, McWilliams remembers a bit of a mechanical malfunction.

LEFT  
John Clendenin.  
Photo: Betsy Barrymore Stoll.

FAR RIGHT, TOP  
The Performers and the Snow Goose. From left to right: Bobbie Burns, Charlie McWilliams, Jim Stelling, Bob Griswold, Pat Bauman and John Clendenin.  
Photo: Pat Bauman Archives.

RIGHT, MIDDLE  
Pat Bauman leads the charge.

FAR RIGHT, BOTTOM  
The Performers and their land craft. From left to right: Bob Griswold, Jim Stelling, Charlie McWilliams, Pat Bauman and John Clendenin.  
Photo: Betsy Barrymore Stoll.

“Dick was driving and apparently we lost one set of the dual wheels,” he remembers. “I hear Dick say, ‘We’re going over!’ I just thought, ‘Whatever,’ and rolled back over to go sleep. We ended up skidding to a stop down a ways, stopped to look for the wheels but someone had already stolen them—it was pretty tough in the Rust Belt at that time. So we had it towed to a GM dealership. The dealer took one look at us and kind of hemmed and hawed and said it was going to be a couple of days to even get the parts. Dick explained we were making a ski movie that was sponsored by GM. The guy was skeptical, so he called the corporate GM offices and right away changed his tone: ‘Oh, really... Yes... Right away!’ He had it fixed that day.”

Perhaps the greatest story to come out of the film and tour was the creation of the world’s first wet T-shirt contest (with several others on the tour) in an extremely inspired bit of marketing—a tradition, along with freestyle skiing, that continues to thrive through the rites of spring break skiers every year.

When the tour finally wrapped up, and the film was released the following fall, skiing would never be the same. Personality counted as much as winning from that point forward, and K2 began to move from cult status to a significant player on the world ski scene. “*The Performers* was instrumental to amateur freestyle; because we were wild,” Stelling says, “but it wasn’t so out there that it freaked out families

Clendenin agrees: “That film *The Performers* really rocked the ski world because it was probably the first film that showed that you could make a name for yourself in the ski world without being a ski racer. Up until that point, everything that was marketed or done, was done primarily around racing. It was the only venue that one could pursue a career in, and hope to have any success in skiing. What

The Performers did was say, ‘Hey, you can go out and be a good skier, you can jump, you can do tricks. You can ski moguls and you can make a name for yourself in this world.’”

By the time it all had ended, “It was like we got out of jail when we got off that bus,” Stelling says, laughing. “But we became family. We became great friends.”





# FACTORY TEAM



# FACTORY TEAM TECHNOLOGY



Griffon Squire 10.0 Free



Two Factory Team skis come with built in inserts allowing super fast mounting of the K2/Marker Griffon or Squire SchizoFrantic binding systems without drilling. Increased surface area of the insert rings provide greater resistance to pullout than standard binding screws. A low stand height and weight of the Squire and Griffon Schizo track and cable system makes it ideal for park, backcountry and the entire mountain. Mount just once and be able to adjust a full 6cm forward for park. The max DIN 12 Griffon comes on the Kung Fugas and the max DIN 10 Squire comes on the Iron Maiden. The 10.0 FREE binding comes as a value-oriented performance offering on the Press.



## TWIN TIP SPECIFIC SKI SHAPES

Unlike other categories in the K2 line, our twin tips are designed to perform both forward and switch. The demand for products that perform increasingly well in both directions is now the norm. K2 has exceeded that challenge by developing unique radius and taper angles to maximize the skis' bi-directional performance.

### DIRECTIONAL TAPER:

Moderately wider tip than tail maximizes the ski's performance in the forward direction. This means the ski makes a slightly different arc when skiing switch.

### BI-DIRECTIONAL TAPER:

The tip is still wider but closer in width to the tail. This lets the ski perform exceptionally well while skiing in the forward direction, but the taper enables the skier to have similar switch arcs for better and more consistent switch riding.

### SYMMETRICAL TAPER:

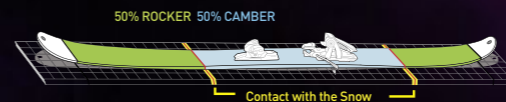
A symmetrical ski has a tip width identical to its tail width. This gives equivalent arcs forward and switch. To maximize performance, the only mounting location is the absolute center of the ski. The DOMAIN features symmetrical taper.

## BASELINE

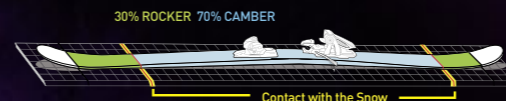
ROCKER/CAMBER PROFILES FOR EVERY CONDITION

The biggest continued advancement in technology comes in the form of Baseline Profiles, the combination of rocker and camber on our Factory Team skis. The enhanced versatility, the ease of turn initiation combined with the strong secure hold on groomed snow makes it an ideal choice for nearly the entire line.

### POWDER ROCKER™



### ALL-TERRAIN ROCKER™



### JIB ROCKER™



### POWDER Rocker™

Designed for deep snow, the tip with the most elevation and longest measurement of Rocker offers skiers a "surfy" feel with enhanced soft snow performance. The reduced camber region still exists underfoot to ensure edge hold on firm snow.

### ALL-TERRAIN Rocker™

This is most versatile Baseline available. Featuring an elevated tip and tail for superior variable and soft snow performance and camber underfoot offers the best blend of playfulness for butters and surface tricks combined with increased pop for unmatched ollie power.

### JIB Rocker™

Designed for the terrain park, this elevated tip and tail and zero camber underfoot offers the best blend of playfulness for butters and surface tricks combined with increased pop for unmatched ollie power.



### ABSorb SIDEWALL

This horizontal sidewall construction sandwiches a urethane layer in between ABS for shock ABSorption, lessening the impact of harsh landings to the rider. Urethane is used under foot to maximize the dampening but ABS is used toward the tip and tail to maximize performance and edge control. Featured on the Iron Maiden.



### TWINTECH CONSTRUCTION

This Twin Tip specific construction increases the durability of K2 sidewall skis. A traditional sidewall construction produces a 90 degree angle where the top material and sidewall meet. The Twin Tech construction actually rolls the top material into the sidewall reducing the angle that is prone to abuse, severely reducing ski to ski impact damage.

### 3.5MM EDGES

Factory Team skis use thick, durable 3.5mm steel edges. They are far more resistant to cracking for a more durable, longer lasting ski.



### TIP/TAIL HARDWARE

### TRIM TO FIT SKINS

K2's tip and tail rivets were developed for durability but have evolved into rivet plates that allow the additional option of attaching a climbing skin onto the ski. Just screw out the center rivet, attach K2 skins and you're ready for all your backcountry access needs. The skin attachment comes on the HellBent, Pettitor and Kung Fugas. Never go into the backcountry unprepared. Have the right training, tools and company with you.

**POWDER  
ROCKER™**



160/132/151

# HELLBENT ▶

**POWDER ROCKER**

The original undisputed beast is back and continues to reign the powder skiing underworld. There is no question that the HellBent is the ultimate ski for floating and tricking through bottomless zones, but it's no longer content with just ruling the deep- the HellBent carries enough camber underfoot to make the whole mountain your playground, even after the resort is tracked out. Don't like tracks? Slap on K2 Climbing Skins for further access to deep snow undertakings.

**PERFORMANCE:** Powder: 666%, Park: 10%

**SIZES:** 169, 179, 189

**CONSTRUCTION:** TwinTech Sidewall, Triaxial Braid, Fir/Aspen Core

**RADIUS:** 22m @ 179cm

**BINDING OPTIONS:** Flat





**New** 147/119/141

**THE PETTITOR** SEAN PETTIT PRO MODEL

**POWDER ROCKER**

K2 is honored to unveil Sean Pettit's first pro model ski, designed specifically to fit his needs as a skier. With almost half his life already devoted to being a pro, Sean has followed in the footsteps of other K2 teammates and redefined the art of skiing and tricking large-scale lines. Now it is Sean's turn to lead the next evolution of big mountain freeskiing with the development of a ski all his own: The Pettitor.

This Pettitor's habitat is in big mountain powder. It has a keen eye for natural takeoffs and is built stiffer than any other ski in the line for high-speed stability and soaring into stomped landings off oversized cliff bands. Sean also brought the contact points closer together for a more playful ski with reduced swing weight and maneuverability when hunting smaller game in the trees. The tip and tail Powder Rocker preys on deep and variable snow while the 120mm waist not only provides excellent floatation, but also delivers daily versatility thanks to adequate camber underfoot.

**PERFORMANCE:** Powder: 80%, Park: 20%

**SIZES:** 169, 179, 189

**CONSTRUCTION:** TwinTech Sidewall, Triaxial Braid, Fir/Aspen Core

**RADIUS:** 22m @ 179 / Bi-Directional Sidecut

**BINDING OPTIONS:** Flat





133/102/127

## ◀ KUNG FUJAS PEP FUJAS PRO MODEL

🏆 ALL-TERRAIN ROCKER™

Poise and confidence are two characteristics that Pep Fugas showcases in any kind of terrain, so it should be no surprise that he has created and fine-tuned the most versatile design in the Factory Team series to fit all his needs. From pillows to park, trails to rails, trees to tricks and firm snow to soft, the Kung Fugas remains an unmatched quiver of one.

**PERFORMANCE:** All-Mountain: 60%, Park: 40%

**SIZES:** 169, 179, 189

**CONSTRUCTION:** TwinTech Sidewall, Triaxial Braid, Aspen/Paulownia Core

**RADIUS:** 19m @ 179cm / Bi-Directional Sidecut

**BINDING OPTIONS:** Griffon SchizoFrantic or Flat



### K2 SKIN COMPATIBLE

Simply unscrew the tip and tail center rivets with a coin, attach your K2 Climbing Skins and you are ready for exploration or another lap of deep pow.



# ALL-TERRAIN ROCKER™

AVAILABLE WITH  
Griffon Schizo Binding



New  
121/90/115

## ◀ IRON MAIDEN AVAILABLE WITH Squire Schizo Binding

🏆 ALL-TERRAIN ROCKER™

Iconic rockers Iron Maiden and K2 will slay snow and metal together again this winter with the release of the new "Iron Maiden". Inspired by the Troopers single album art, this ski is built on the proven Recoil chassis to triumph over the whole mountain or harsh urban features when not spinning park laps. The unmatched durability of the Iron Maiden's ABSorb sidewalls will take all the thrashing you can give, whether on hard-hitting landings in the park or hair-raising bombdrops in the city.

**PERFORMANCE:** All-Mountain: 50%, Park: 50%

**SIZES:** 159, 164, 169, 174, 179

**CONSTRUCTION:** ABSorbTwinTech Sidewall,

Triaxial Braid, Fir/Aspen Core

**RADIUS:** 20m @ 179cm / Bi-Directional Sidecut

**BINDING OPTIONS:** Squire SchizoFrantic or Flat



118/85/109

## SIGHT ▶

🏆 ALL-TERRAIN ROCKER™

Offering a stiff, stable, snappy yet affordable ski aimed at shredding anywhere on the mountain, the Sight's rock solid construction allows it to pop strong off lips while still handling off-piste snow and icy pipe walls with confidence. See the Sight as a ski that will give an open view of all skiing- from the fierce park and pipe competition scene to eye-opening urban movie segments- with the same successful outcome.

**PERFORMANCE:** All-Mountain: 70%, Park: 30%

**SIZES:** 149, 159, 169, 179

**CONSTRUCTION:** TwinTech Sidewall, Triaxial Braid, Aspen Core

**RADIUS:** 20m @ 179cm

**BINDING OPTIONS:** Flat



# ALL-TERRAIN ROCKER™

# JIB ROCKER



Base

115/90/115

## ◀ DOMAIN

### JIB ROCKER

Built with the true park skier in mind, the Domain is a stable ski with the ability to butter, surface swap, ollie or nollie with no effort. Its Jib Rocker and park-specific flex pattern softens the tips and tails for smoothing out quick tranny's while remaining torsionally rigid underfoot for total confidence on 50 foot park tables or icy hardpack. If you like finding hidden features in an urban setting or manualing between rails in the park, this ski will make you the master of your domain.

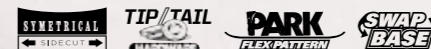
**PERFORMANCE:** All-Mountain: 20%, Park: 80%

**SIZES:** 159, 164, 169, 174, 179

**CONSTRUCTION:** TwinTech Sidewall, Triaxial Braid, Aspen Core

**RADIUS:** 21m @ 179cm / Symmetrical Taper

**BINDING OPTIONS:** Flat



174cm 169cm 164cm 159cm

113/85/104

## ▶ PRESS

### JIB ROCKER

The new Press is fully re-engineered for 2012/13 and remains the best value twintip ski around. Built with a strong wood core, a super low swing weight and K2's Jib Rocker, you will experience a snappy pop off the lip, spin without hucking, and never worry about hooking your edges during switchups. This combination of performance, forgiveness and durability all at a modest price point can only be found on the Press.

**PERFORMANCE:** All-Mountain: 40%, Park: 60%

**SIZES:** 149, 159, 169, 179

**CONSTRUCTION:** Triaxial Braid, Cap, Aspen Core

**RADIUS:** 20m @ 179cm

**BINDING OPTIONS:** 10.0 Free or Flat



AVAILABLE WITH  
**100Free**  
Binding



Base



# KIDZ GROMS

## GROMS TECHNOLOGY



### NOODLE SKI SYSTEM

The Noodle Ski System is a totally unique technology for the Groms series. The disadvantage in most junior skis is the stiffness of the overall ski due to the minimum thickness required to retain binding screws. With the Noodle Tech binding system, the plate is actually fused to the ski, requiring no screws, so the thinner core provides a smooth-flexing ski. That means better comfort and control for a junior skier and, ultimately, more fun. The Noodle Ski System is offered on the boy's Indy ski.



### POWDER ROCKER

Designed primarily for deep snow, this tallest and longest measurement of Rocker benefits the Bad Apple by providing float for enhanced soft snow performance. A reduced camber region is still present underfoot for a confident edge hold in firmer conditions.

### SPEED ROCKER

Designed for firm snow. A slightly elevated tip and increased tip length provide effortless initiation and quick transitions between turns, while camber along the rest of the running surface delivers the precision, power, and edge-hold.

### ALL-TERRAIN ROCKER

This is most versatile Baseline™ available. This features an elevated tip for variable and soft snow performance and camber under underfoot for power, energy and edgehold for all the firmer conditions.

### CATCH-FREE ROCKER

Designed for developing skiers. This elevated tip and tail ensures effortless initiation at slow speeds, stability throughout the turn, and ease of release for added confidence and control all over the mountain.

New 104/68/88

## BOLT JR. ▶

### Ⓢ SPEED ROCKER

The Bolt Jr. is for those kids who are focused on one thing: speed. This ski's Speed Rocker tip, narrow waist and energy transferring Hybritech Sidewall construction will have the junior chargers skiing circles around other racers, and maybe even their parents, too.

**PERFORMANCE:** Piste: 80%, Off Piste: 20%

**SIZES:** 134, 144, 154

**CONSTRUCTION:** Hybritech Sidewalls, Triaxial Braid, Aspen Core

**RADIUS:** 16m @ 144cm

**BINDING OPTIONS:** Flat / FasTrack2 7.0



128/100/122

# ◀ BAD APPLE

AVAILABLE WITH  
**100Free**  
Binding

## POWDER ROCKER

Featuring Powder Rocker on a 100mm waist, the Bad Apple is the most progressive kids' powder ski on the market. Built to the same punishing standards as the Factory Team series, this ski will keep kids afloat no matter how deep the stash, making their day bottomless from first chair until last.

**PERFORMANCE:** Powder: 80%, Park: 20%

**SIZES:** 139, 149

**CONSTRUCTION:** TwinTech Sidewall, Triaxial Braid, Aspen/Paulownia Core

**RADIUS:** 11m @ 139cm

**BINDING OPTIONS:** Flat / 10.0 Free

TWINTECH POWDER TIP WOODCORE SWAP-BASE

113/85/104

# BAD SEED ▶

## ALL-TERRAIN ROCKER

This all-mountain kid's ski performs admirably through adverse conditions thanks to its 85mm waist and All-Terrain Rocker. Whether your grom spends time on-piste, in the park, or slashing powder in the trees, this all-around ski will keep the youngsters stoked all day long.

**PERFORMANCE:** Powder: 50%, Park: 50%

**SIZES:** 119, 129, 139, 149

**CONSTRUCTION:** Triaxial Braid, Cap, Aspen/Paulownia Core

**RADIUS:** 12m @ 139cm

**BINDING OPTIONS:** Flat / FasTrack2 7.0

TRIAxIAL WOODCORE SWAP-BASE



100/75/96

# ◀ JUVY

## ALL-TERRAIN ROCKER

The Juvy serves as a lightweight yet sturdy ski that can rip the whole mountain when spending time away from the park. Its All-Terrain Rocker and 75mm footprint works with a cap construction to accommodate junior park skiers on their rise to the top.

**PERFORMANCE:** All-Mountain: 60%, Park: 40%

**SIZES:** 109, 119, 129, 139, 149

**CONSTRUCTION:** Torsion Box, Cap, Aspen Core

**RADIUS:** 12m @ 139cm

**BINDING OPTIONS:** FasTrack2 4.5 & 7.0

WOODCORE SWAP-BASE

103/70/91 - System 76-112cm

105/72/93 - System 124-136cm

# New INDY ▶

## CATCH-FREE ROCKER

The Indy will make learning to ski a breeze for the young ones due to its Catch-Free Rocker and easy turn initiation. Kids will appreciate its Noodle technology that allows the ski to flex proportionally to a child's weight.

**PERFORMANCE:** Piste: 80%, Off Piste: 20%

**SIZES:** 76, 88, 100, 112, 124, 136

**CONSTRUCTION:** Torsion Box/PU, Cap, Composite Core

**RADIUS:** 8m @ 112cm

**BINDING OPTIONS:** Noodle System FasTrack2 4.5 & 7.0

NOODLE SYSTEM



SPEED ROCKER

CATCH-FREE ROCKER

## WOMEN'S SKI COLLECTION



### SUPER MODELS All-Mountain Performance

Skis engineered for resort based, in-bounds skiing

SuperBumIn



72

SPEED ROCKER

SuperStilous



84

SuperSlide



80

SuperFree



76

SuperOne



72

SuperIlic



76

SuperSweet



74

SuperSmooth



72

CATCH-FREE ROCKER

### BACKSIDE Adventure Series

Skis designed for those who ski off piste

ShesBack



80

BackTrack



74

SPEED ROCKER (TOURING)

SidesKick



108

BrightSide



90

GetBack



102

TalkBack



88

ALL-TERRAIN ROCKER

### FACTORY TEAM Twin Tips

Skis built as fully functional twin tips for the resort and big mountain

MissDirected



117

POWDER ROCKER

MissBehaved



102

MissDemeanor



90

MissConduct



85

ALL-TERRAIN ROCKER

### GROMS Youth Series

Skis created for kids who look at the resort as their playground

Missy



75

ALL-TERRAIN ROCKER

Luv Bug



70

CATCH-FREE ROCKER

# Women's [SKI COLLECTION]



◀ THE FORMATION OF THE WOMEN'S ALLIANCE

# REWIND

# 50

## FOR WOMEN, BY WOMEN

### THE K2 ALLIANCE



**IT'S A SIMPLE IDEA:** allow a diverse group of women to decide the direction of K2's female-specific products. In practice, it's called the K2 Alliance—a workshop, of sorts—and it's unlike anything else in the industry. The K2 Alliance provides input from a cross-section of female skiers from all walks of life, not only from racers or professional testers.

The team consists of Alliance veteran and Pacific Northwest local Claudeen Lyle, Firefighter and competitive water skier Janice Bachmeier, European mountain biker/adventure skier Verena Stitzinger, Crested Butte native and backcountry skier Heather Paul and legendary athlete Kim Reichhelm.

The roots of the K2 Alliance can be traced to Kim Reichhelm. A former ski racer, Reichhelm got skis through ski tech and salesman Ed Chase during the mid-'80s while filming with Greg Stump for License to Thrill. "I had always wanted to do something for women in skiing, and nothing had really been done at the time," Reichhelm says. She began to do women's clinics in 1989 and, shortly thereafter, then-VP of Marketing George Montgomery supported her Kirkwood-based program as the title sponsor. "Before the Alliance ever started, [my company] Women's Ski Adventures was becoming more successful and there weren't really any other women's programs out there," Reichhelm says. "Through the experience of skiing with women, I realized their needs for equipment were different."

She pressured K2 to offer a women's-specific line, and they offered a single, entry-level model called the LTP beginning in 1982. Then came the Alliance. "We had a meeting with [Vice President of Global Marketing] Jeff Mechura, [then-Factory Team skier] Kent Kreidler and a few others about the direction of K2," Reichhelm says of the 1998 gathering, "and Jeff said, 'There are two things that are very important to us. The first is moving forward with twin-tips. The other thing is that we are going to push hard to do something for women.'"

Within a year, K2 had assembled a team of female ski testers. "We wanted women from the Seattle area," Reichhelm remembers, "and we wanted women from all walks of life; a different age bracket, different careers, a mother, an empty-nester, a young professional, a newschooler—a little bit of everything. We just wanted real women who were knowledgeable in the sport but weren't making a living from skiing."

"Right from the very beginning, we designed a high-performance, women's-specific ski. We named it the Spire—the T9 was the overall collection, but it was the best women's ski. It was a ski with metal in it at a high price point, and the engineers and marketers didn't want us to do it because of the cost."

"We argued for a long time, and [former VP of Global Sales] Tim Petrick made it happen. The big issue was on a retail level—all these old, stodgy buyers didn't necessarily like it. Tim said, 'O.K., we'll do this, but we have to change the perception of the female skis at a retail level.'"

"So we launched a campaign, did a lot of press, set out to do demos with men so the buyers and store managers had to try the ski. We went out in an aggressive way to convince the retailers that the Spire was truly a great ski."

The Spire sold out and got great reviews in ski tests. "It happened much faster than we thought—it went from a pipe dream to a reality and paved the way for all the rest that came after that," Reichhelm remembers.

They rolled out the first women's fat ski, known as the Phat Love, which led to a full line of Love skis. "From that point on, the entire industry was trying to copy K2—with graphics, image, everything," Reichhelm says.

From a radical, mid-'90s idea to the driving force in women's snowsports products, the K2 Alliance continues to push boundaries. "The fact that K2 was so open to us," Reichhelm says, "to a group of women within the restraints of the ski industry—they simply asked, 'Where do you want to go?'—it really allowed us to do something unique."





# SUPERMODELS

WOMEN'S ALL-MOUNTAIN



As shown by the pink ribbon on the base of our women's skis, K2 is proud to donate a minimum of \$75,000 annually to The Breast Cancer Research Foundation (BCRF) and other breast cancer research organizations on behalf of all women's ski, snowboard and skate products. Focused on improving women's health through recreation, the K2-BCRF partnership provides some much-needed money to research and improve women's quality of life. K2 has donated over \$1,000,000 to the breast cancer research worldwide, and each year continues to find new ways to contribute to help fight the disease.



50 YEARS OF  
FUN  
FRIENDS  
FREEDOM



# SUPERMODELS

10%-20% LIGHTER TECHNOLOGY

## MARKER K2/ERS SYSTEM

The lightweight Marker K2/ERS (Energy Response System) is used exclusively on the SuperModels skis. The integrated hubs are closer together from toe to heel to accommodate a smaller boot sole and maintain smooth flexing of the ski. The women's-specific binding features a Triple-Pivot Comfort Toe and Twin Cam 2 Heel. The Marker K2/ERS system is a full pound lighter than the previous binding system.

## MARKER K2/ER3 SYSTEM

The Marker K2/ER3 (Energy Response Plate) is designed for advanced and recreational skiers alike. The ER3 is also shorter and less stiff than the men's system, allowing the ski flex to be smoother and reducing the weight by more than a half pound. This system utilizes a new 20% lighter Compact Toe and a fixed Compact2 Heel design to generate more power, precision and quickness underfoot.

## BIOFLEX CORE

All K2 women's skis use a combination of Aspen, Paulownia and Bamboo stringer in a unique core known as BioFlex. A strong Aspen core underfoot is fused with lightweight Paulownia towards the tip and tail to reduce swing-weight. In 2012/13, we continue to developed three variations of the BioFlex core specifically tuned to a target performance:

### bioflex3

**80% Aspen and 20% Paulownia**  
Increased performance, strength, and durability

### bioflex2

**70% Aspen and 30% Paulownia**  
Reduced swing weight with added performance

### bioflex1

**60% Aspen and 40% Paulownia**  
Reduced swing weight with added forgiveness

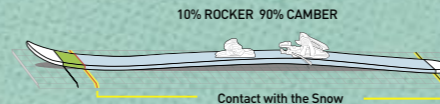


## BASELINE

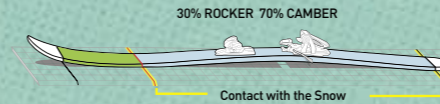
ROCKER/CAMBER PROFILES FOR EVERY CONDITION

The biggest advancement in technology comes in the form of Baseline Technology, the combination of rocker and camber on our All-Mountain skis. The ease of turn initiation combined with the strong secure hold on groomed snow makes it an ideal choice for nearly the entire line.

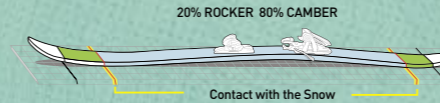
### SPEED ROCKER



### ALL-TERRAIN ROCKER



### CATCH-FREE ROCKER



### Speed Rocker™

Designed for firm snow. This slightly elevated tip provides effortless initiation and flawless transitions between turns, while camber along the rest of the running surface delivers the most precision, power, and edge-hold of any Rocker category.

### All-Terrain Rocker™

Designed for all snow conditions. Features an elevated tip for added performance in variable or soft snow and easier turn initiation, as well as camber underfoot for power, energy, and edge-hold in firm conditions.

### Catch-Free Rocker™

Designed for developing skiers. This elevated tip and tail assures effortless turn initiation at slow speeds, stability throughout the turn, and ease of release for added confidence and control.



### Integrated Hub Technology

Titanal hubs are imbedded into the core of the ski for most direct transmission of power. The system hubs are functionally wider with a 50mm footprint, which decreases the distance between the binding and the edge of the ski for added performance.

### ERS Plate

For 2012/13 the all new Super Models series gets a new ERS plate that is lighter, lower and wider for a more effective transfer of power to the ski resulting in better control and confidence.

### HYBRITECH

#### HYBRITECH SIDEWALLS

Hybritech is a unique blend of sidewall and cap constructions. The construction combines the accuracy, power and performance of sidewall underfoot with the lightweight characteristics and smooth turn initiation of cap construction.

### METAL LAMINATE

K2 women's metal laminate skis are built with a thinner strip of titanal than men's skis. Proportional to lighter weight women skiers, the thinner layer offers overall weight reduction while still providing expert-level skiers the benefits of performance and dampening, consistent with metal laminate construction.



### MOD MONIC

A Focused Mass-Dampener. The Monic is a solid zinc mass that works in conjunction with the Mod structure to focus mass-dampening at a targeted location.



### WOMEN'S-SPECIFIC MOD STRUCTURE

The optimum location and thickness of mass differs from men to women. The aesthetic look of the Mod shape has also been customized with a svelte and more stylized appearance that graphically ties into the design of the skis.

### WOMEN'S-SPECIFIC MOD MONIC

Although the location for this targeted mass dampening is consistent between our men's and women's models, the amount of focused mass is reduced in our women's version. The women's Mod Monic is designed to accent the overall look without sacrificing function.

# SPEED ROCKER™

PERFORMANCE  
POWER  
EDGEHOLD



121/72/106

## ◀ SUPERBURNIN

 **SPEED ROCKER.**

The highest performance hardsnow ski in the SuperModel series, the SuperBurnin' is made for expert level women who rip turns in the firmest and steepest runs. The ski's pinpoint precision can be attributed to its narrow waist and Speed Rocker profile, making it an ideal carving tool for the fastest women on the mountain.

**PERFORMANCE:** Piste: 70%, Off Piste: 30%

**CONSTRUCTION:** Metal Laminate, Hybritech Sidewall, Aspen/Paulownia/Bamboo - BioFlex3 Core

**SIZES:** 146, 153, 160, 167

**RADIUS:** 12m @ 160cm

**BINDING OPTIONS:** Marker K2/ERS 11.0 TC





128/84/112

## ◀ SUPERSTITIOUS

### 👉 ALL-TERRAIN ROCKER.

An expert level women's ski that performs beautifully in soft snow or ungroomed conditions anywhere at the resort. Its All-Terrain Rocker gives the ski extra float and versatility for unmatched confidence in fresh snow and crud conditions; all while creating easy turn initiation for effortless carving on corduroy.

**PERFORMANCE:** Piste: 30%, Off Piste: 70%

**CONSTRUCTION:** Metal Laminate, Hybritech Sidewall, Aspen/Paulownia/Bamboo - BioFlex3 Core

**SIZES:** 146, 153, 160, 167

**RADIUS:** 14m @ 160cm

**BINDING OPTIONS:** Marker K2/ERS 11.0 TC



**New**  
127/80/109

## ◀ SUPERGLIDE

### 👉 ALL-TERRAIN ROCKER.

An all-new model in the women's collection, the SuperGlide has been developed for expert skiers who split their time between firm snow and soft. The ski's versatility stems from its All-Terrain Rocker profile and a lightweight yet responsive design mixed with an optimum waist width for a wide variety of conditions and pitches.

**PERFORMANCE:** Piste: 40%, Off Piste: 60%

**CONSTRUCTION:** Hybritech Sidewall, Triaxial Braid, Aspen/Paulownia/Bamboo - BioFlex2 Core

**SIZES:** 146, 153, 160, 167

**RADIUS:** 13m @ 160cm

**BINDING OPTIONS:** Marker K2/ERS 11.0 TC



# ALL-TERRAIN ROCKER™

VERSATILITY  
ENERGY  
STRENGTH





# ALL-TERRAIN ROCKER™

VERSATILITY  
ENERGY  
STRENGTH



120/76/104

## ← SUPERFREE

👉 ALL-TERRAIN ROCKER.

Returning as the most sought after ski in the SuperModels collection, the SuperFree gives advanced to expert level skiers energy and control in a high performance ski. Its All-Terrain Rocker will set women free as they enjoy fine-tuning their skills on or off trail, in firm snow or soft.

**PERFORMANCE:** Piste: 50%, Off Piste: 50%

**CONSTRUCTION:** Triaxial Braid, Hybritech Sidewall, Aspen/Paulownia/Bamboo - BioFlex2 Core

**SIZES:** 139, 146, 153, 160, 167

**RADIUS:** 14m @ 160cm

**BINDING OPTIONS:** Marker K2/ER3 10.0



121/72/106

## ← SUPERONE

👉 ALL-TERRAIN ROCKER.

For women who are fine-tuning their skills on firmer conditions, we offer the SuperOne. With All-Terrain Rocker™ on a narrow-waisted ski, the SuperOne is nimble and accurate enough to make pinpoint turns on hardpack, yet versatile enough for variable conditions. Stable, yet forgiving and lively, the SuperOne will help women skiers get the most out of their day on the hill.

**PERFORMANCE:** Piste: 80%, Off Piste: 20%

**CONSTRUCTION:** Triaxial Braid, Hybritech Sidewall, Aspen/Paulownia/Bamboo - BioFlex2 Core

**SIZES:** 139, 146, 153, 160, 167

**RADIUS:** 12m @ 160cm

**BINDING OPTIONS:** Marker K2/ER3 10.0



120/76/104

## ← SUPERIFIC

👉 ALL-TERRAIN ROCKER.

Built with a forgiving flex and lightweight construction, the Superific makes graceful turns through varied conditions a walk in the park for women of all ages. The ski's BioFlex core instills confidence and controls without adding weight.

**PERFORMANCE:** Piste: 60%, Off Piste: 40%

**CONSTRUCTION:** Triaxial Braid, Cap, Aspen/Paulownia/Bamboo - BioFlex1 Core

**SIZES:** 139, 146, 153, 160

**RADIUS:** 14m @ 160cm

**BINDING OPTIONS:** Marker K2/ER3 10.0





118/74/103

## ← SUPERSWEET

### 👉 CATCH-FREE ROCKER.

Learning skiers will appreciate this ski's Catch-Free Rocker as they learn to carve turns without worrying about hooking an edge. This ski's maneuverability and simple turn initiation will leave a smile on your face at the end of a fun, successful and sweet day of skiing.

**PERFORMANCE:** Piste: 70%, Off Piste: 30%

**CONSTRUCTION:** Torsion Box/PU, Cap, Composite Core

**SIZES:** 139, 146, 153, 160

**RADIUS:** 14m @ 160cm

**BINDING OPTIONS:** Marker K2/ERP3 10.0



119/72/103

## ← SUPERSMOOTH

### 👉 CATCH-FREE ROCKER.

The SuperSmooth is the most user-friendly and forgiving ski crafted for skiers stepping into their bindings for the first time. Catch-Free Rocker will add composure to your first turns as you establish a solid foundation of skiing basics.

**PERFORMANCE:** Piste: 80%, Off Piste: 20%

**CONSTRUCTION:** Torsion Box/PU, Cap, Composite Core

**SIZES:** 139, 146, 153, 160

**RADIUS:** 13m @ 160cm

**BINDING OPTIONS:** Marker K2/ERP 10.0



# CATCH-FREE ROCKER™

CONFIDENCE  
CONTROL  
EASE



**BACKSIDE**  
TOOLS FOR ADVENTURE  
WOMENS' ADVENTURE

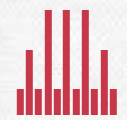
NO  
LINES  
TRACKS  
LIMITS



50<sup>®</sup>  
Years of Exploration



RELIABLE.  
MULTI-FUNCTIONAL.



1750g-1970g

**SIDE** DESCENT FOCUSED / PERFORMANCE

The "SIDE" skis are more robust, more powerful, sidewall constructed skis with generally wider waist widths and more rocker.



1100g-1650g

**BACK** LIGHTWEIGHT / EFFICIENCY

The "BACK" skis are the most efficient skis in the collection. These are characterized by lighter weights and Snophobic cap constructions that help shed snow and maintain efficiency.

# BACKSIDE

TOOLS FOR ADVENTURE

## WOMENS' ADVENTURE TECHNOLOGY



**1 CARBON WEB**  
**Lightweight Torsional Rigidity**  
 Carbon Web pushes the balance between weight and strength gaining downhill performance without adding additional mass. Located in the tail and forebody of the ski, the Carbon Web increases edge grip when you need it most in the backcountry.

**2 TNC CONSTRUCTION**  
**Lightweight Metal Construction**  
 Weight reduction is paramount in the BackSide model line. We've tooled a BackSide specific TNC Metal Laminate construction that reduces weight while providing an accurate and responsive feel.



**3 BIOFLEX CORE**  
 All K2 women's skis use a combination of aspen, paulownia and bamboo in a unique core known as BioFlex, a process where a dense aspen core underfoot is fused with lightweight paulownia at the tip and tail to reduce swing-weight. For 2012/13, we have two variations of the BioFlex core specifically tuned to a target performance:

**bioflex3**  
 80% Aspen and 20% Paulownia  
 Increased performance, strength, and durability

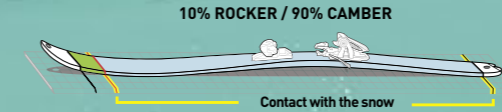
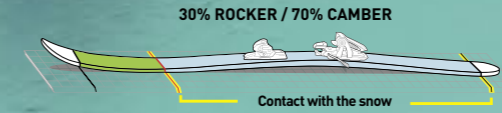
**bioflex2**  
 70% Aspen and 30% Paulownia  
 Reduced swing weight with added performance



# K2 BASELINE

## ROCKER/CAMBER PROFILES FOR EVERY CONDITION

Nearly all BackSide models feature camber, straight tails, and a varying degree of shovel rocker. Camber/rocker profiles add predictability in varying snow conditions, while excelling in the specific environment they are designed to ski most.



### ALL-TERRAIN ROCKER™

Designed for all snow conditions, featuring an elevated tip for variable and soft snow performance and camber underfoot for power, energy, and edgehold in firmer conditions.

### SPEED ROCKER™

Designed for firmer snow. This slightly elevated tip and increased tip length provide effortless initiation and improved skinning performance, while camber along the remaining running surface delivers precision, power and edgehold.

**FLAT TAILS**  
**Backcountry Function**  
 All Adventure skis come with flat tails, providing backcountry utility by allowing you to plunge the tails easily into firm snow.

### TIP AND TAIL HOLES



**Backcountry Utility and Skin Attachment**  
 All Adventure skis come with tip/tail holes that vastly increase the skis' utility. By allowing you to build a rescue sled or construct various ski anchors, you can carry less weight while increasing your safety margin. These holes also function as attachment points for our skins and come with a removable plug.

### SKIN CLIP ARC



**For Secure Skin Attachment**  
 The tails of our Adventure skis are designed with a concave notch to ensure that the skin clip, regardless of size or skin brand, stays securely centered on the tail.

### HYBRITECH CONSTRUCTION



**Side Model Specific Sidewall and Cap**  
 This construction is built into the wider-waisted Side models and combines the accuracy and powerful performance of a sidewall underfoot with the light weight and smooth turn initiation feeling of a cap.

### SNOPHOBIC TOPSHEET

**Back Model Specific Snow-Shedding Topsheet**  
 Snow collecting on a ski can add weight to a climb. Our SnoPhobic tops keep your skis light with a new snow-repellent topsheet. The running surface along the bottom of a ski is hydrophobic by design, so we've developed a thinner version of the same material to use on the Back model-specific topsheets. Applying wax to the topsheet increases its snow-shedding performance.

### POWDER TIP

The addition of rocker eliminates the need for increased surface area in the tip to create lift and initiate float. K2's Powder Tip design pulled the widest point of the tip further down the ski, which retains float in soft snow, and also minimizes deflection in adverse snow conditions.

# ALL-TERRAIN ROCKER™



139/108/127

## SIDEKICK

**ALL-TERRAIN ROCKER.**

Similar to her brother the SideStash, the SideKick's 108mm waist and drawn-back All-Terrain Rocker create an ideal mix of agility and flotation for effortless turns through untracked sidecountry trees. But its solid sidewall construction provides the power and stability necessary to straight-line past the hubby as you lay claim to first tracks under the chair.

**CONDITION:** 70% Powder / 30% Variable

**CONSTRUCTION:** Triaxial Braid, Hybritech Sidewall, Aspen/Paulownia/Bamboo - BioFlex3 Core

**WEIGHT:** 1970g @ 167cm

**SIZES:** 153, 160, 167, 174

**RADIUS:** 21m @ 167cm



bioflex3 PRE-CUT



132/90/115

## BRIGHTSIDE

**ALL-TERRAIN ROCKER.**

Many consider the BrightSide to be the ideal mix between soft and hard snow performance. A 90mm waist and All-Terrain Rocker provide ample float and agility for tight trees and quick trips out of the gates, and the metal laminate's damp, supple construction slices through crud with a confidence you didn't realize you had.

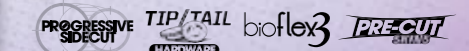
**CONDITION:** 50% Powder / 50% Variable

**CONSTRUCTION:** Metal Laminate, Hybritech Sidewall, Aspen/Paulownia/Bamboo - BioFlex3 Core

**WEIGHT:** 1750g @ 167cm

**SIZES:** 153, 160, 167, 174

**RADIUS:** 16m @ 167cm



# ALL-TERRAIN ROCKER™



135/102/121

## GOTBACK

### ALL-TERRAIN ROCKER.

The GotBack has somewhat of a split personality—both of them equally likeable. Mounted with AT bindings, its lightweight cap design and All-Terrain Rocker make a perfect companion for trail breaking and dancing through backcountry glades. But mounted with alpine bindings, it's equally adept at slicing through cut-up crud at the resort. Think of the GotBack as your two best friends.

**CONDITION:** 50% Powder / 50% Variable

**CONSTRUCTION:** Triaxial Braid, Cap, Aspen/Paulownia/Bamboo - BioFlex2 Core

**WEIGHT:** 1650g @ 160cm

**SIZES:** 146, 153, 160, 167, 174

**RADIUS:** 18m @ 160cm



124/88/108

## TALKBACK

### ALL-TERRAIN ROCKER.

The TalkBack is the most efficient backcountry ski in the collection. All-Terrain Rocker with an ultra-light core and an abundance of carbon fiber make ascending effortless. And a moderate 88mm waist provides enough float to track north facing powder all morning and harvest south facing corn on your way back to the car.

**CONDITION:** 40% Powder / 60% Variable

**CONSTRUCTION:** Torsion Box, Cap, Aspen/Paulownia/Bamboo - BioFlex2 Core

**WEIGHT:** 1400g @ 160cm

**SIZES:** 153, 160, 167

**RADIUS:** 18m @ 160cm



121/80/107

## SHESBACK

### SPEED ROCKER.

The ShesBack features the narrowest waist and curviest sidecut in the Women's Adventure collection. As a result, it's not only the quickest, but boasts the best hard snow performance due to the metal laminate construction. The addition of Speed Rocker this year makes initiation effortless and improves trail breaking for tele or AT skiers who choose it as a high performance ski mountaineering tool.

**CONDITION:** 30% Powder / 70% Variable

**CONSTRUCTION:** Metal Laminate, Cap, Paulownia Core

**WEIGHT:** 1420g @ 160cm

**SIZES:** 153, 160, 167

**RADIUS:** 15m @ 160cm



118/74/103

## BACKTRACK

### SPEED ROCKER.

This girl just wants to walk, and it's no wonder why. Her narrow waist (74mm) gives her solid grip when skinning, and thanks to her triaxial braided core and high carbon fiber diet she tips the scales at a mere 1100g even though she's 160cm tall. However, her slight build belies the fact that she's more solid and confident when descending than many of her touring partners.

**CONDITION:** 10% Powder / 90% Variable

**CONSTRUCTION:** Torsion Box, Cap, Paulownia Core

**WEIGHT:** 1100g @ 160cm

**SIZES:** 153, 160, 167

**RADIUS:** 14m @ 160cm



# FACTORY TEAM



# FACTORY TEAM TECHNOLOGY

## TWIN TIP SPECIFIC SKI SHAPES

Unlike other categories in the K2 line, our twin tips are designed to perform both forward and switch. The demand for products that perform increasingly well in both directions is now the norm. K2 has exceeded that challenge by developing unique radius and taper angles to maximize the skis' bi-directional performance.



## DIRECTIONAL TAPER:

Moderately wider tip than tail maximizes the ski's performance in the forward direction. This means the ski makes a slightly different arc when skiing switch.



## BI-DIRECTIONAL TAPER:

The tip is still wider but closer in width to the tail. This lets the ski perform exceptionally well while skiing in the forward direction, but the taper enables the skier to have similar switch arcs for better and more consistent switch riding.



## BIOFLEX CORE

All K2 women's skis use a combination of Aspen and Paulownia wood and Bamboo stringers in a unique core known as BioFlex. A strong Aspen core underfoot is fused with lightweight Paulownia towards the tip and tail to reduce swing-weight. For 2012/13, we continue to develop three variations of the BioFlex core tuned to a specific target performance. The Women's Factory Team series uses 2 of the 3 core constructions.

### bioflex 3

80% Aspen and 20% Paulownia  
Increased performance, strength, and durability

### bioflex 2

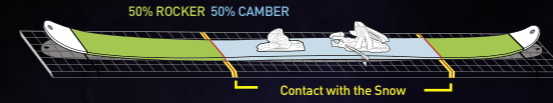
70% Aspen and 30% Paulownia  
Reduced swing weight with added performance

## BASELINE


ROCKER/CAMBER PROFILES FOR EVERY CONDITION

Continued advancement in K2 ski technology comes in the form of Baseline Profiles, the combination of rocker and camber on our Factory Team skis. The enhanced versatility and ease of turn initiation combined with the strong secure hold on groomed snow makes it an ideal choice for nearly the entire line.

## POWDER ROCKER



## ALL-TERRAIN ROCKER

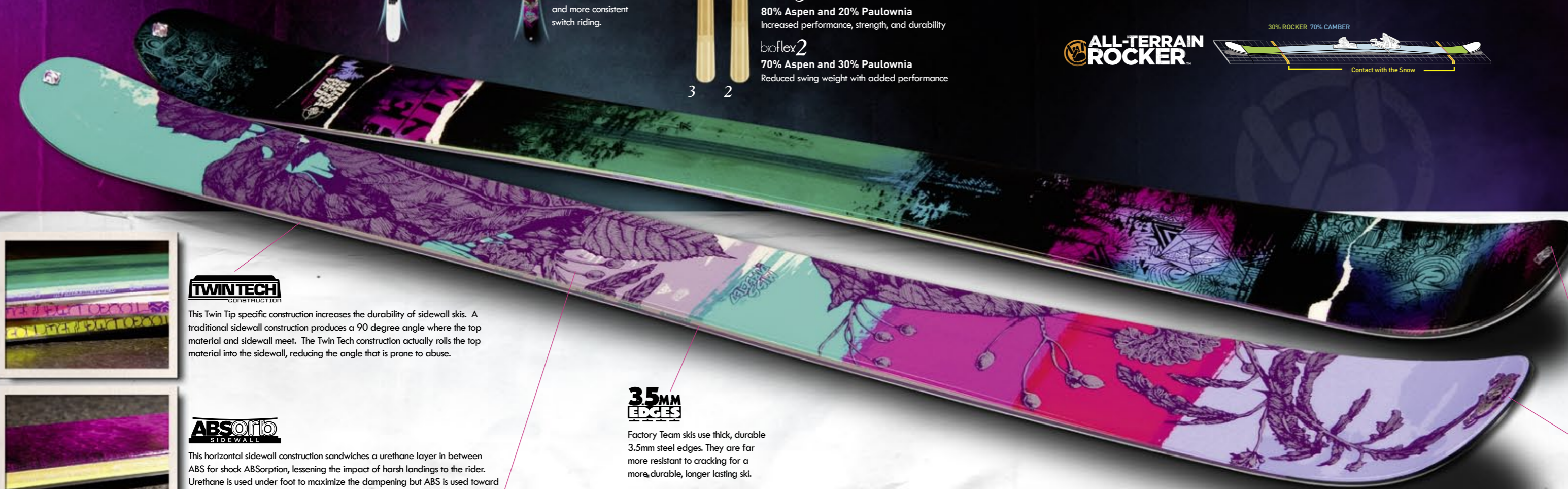


## POWDER ROCKER™

Designed for deep snow, the tip with the most elevation and longest measurement of Rocker offers skiers a "surfy" feel with enhanced soft snow performance. The reduced camber region still exists underfoot to ensure edge hold on firm snow.

## ALL-TERRAIN ROCKER™

This is most versatile Baseline available. Featuring an elevated tip and tail for superior variable and soft snow performance and camber underfoot for power, energy and edgehold in firmer conditions.



## TWINTECH CONSTRUCTION

This Twin Tip specific construction increases the durability of sidewall skis. A traditional sidewall construction produces a 90 degree angle where the top material and sidewall meet. The Twin Tech construction actually rolls the top material into the sidewall, reducing the angle that is prone to abuse.

## ABSorb SIDEWALL

This horizontal sidewall construction sandwiches a urethane layer in between ABS for shock ABSorption, lessening the impact of harsh landings to the rider. Urethane is used under foot to maximize the dampening but ABS is used toward the tip and tail to maximize performance and edge control. ABSorb is used exclusively on the MissDemeanor in the Factory Team women's collection.

## 3.5MM EDGES

Factory Team skis use thick, durable 3.5mm steel edges. They are far more resistant to cracking for a more durable, longer lasting ski.



## TIP/TAIL

## HARDWARE

## TRIM TO FIT SKINS

K2 tip and tail rivet plates were originally developed for durability. Now they have been modified to provide the additional option of attaching a K2 Climbing Skin onto the ski. Simply screw out the center rivet, attach K2 skins and you're ready for all your backcountry access needs. The skin system comes on the MissDirected and MissBehaved. Never go into the backcountry unprepared. K2 recommends proper training, the right tools and trusted partners.






146/117/134

## MISSDIRECTED

- POWDER ROCKER Tip
- ALL-TERRAIN ROCKER Tail

The perfect blend of playfulness, floatation and stability for bagging big lines or bouncing off pillows in anything from the driest champagne powder to the heaviest mashed potatoes. Skiers will be impressed by the ski's lightweight and nimble feel, yet surprised at how well it holds an edge on variable and even firmer snow thanks to its distinct camber underfoot.

**PERFORMANCE:** Powder: 80%, Park: 20%  
**SIZES:** 159, 169, 179  
**CONSTRUCTION:** TwinTech Sidewall, Triaxial Braid, BioFlex3 Core  
**RADIUS:** 17m @ 159cm  
**BINDING OPTIONS:** Flat



133/102/127

## MISSBEHAVED

- ALL-TERRAIN ROCKER

A ski that strikes the perfect balance between a charging powder ski and an all mountain destroyer thanks to its versatile waist width and All-Terrain Rocker. Whether you like to find first-chair freshies, crank through crud, or even harvest spring sidecountry corn, the MissBehaved will behave itself properly in any terrain on the mountain.

**PERFORMANCE:** Powder: 70%, Park: 30%  
**SIZES:** 149, 159, 169  
**CONSTRUCTION:** TwinTech Sidewall, Triaxial Braid, BioFlex3 Core  
**RADIUS:** 14m @ 159 / Bi-Directional Sidecut  
**BINDING OPTIONS:** Flat



# ALL-TERRAIN ROCKER

121/90/115

## MISSDEMEANOR

ALL-TERRAIN ROCKER

A dependably stable all-mountain women's park ski that can tear up the entire mountain thanks to its All-Terrain Rocker. Its rigid 90mm footprint can stick harsh park landings with ease, while its robust sidewall construction will give you the performance you demand and the durability you expect while ripping the trees, groomers and park all in one run.

**PERFORMANCE:** All-Mountain: 50%, Park: 50%

**SIZES:** 149, 159, 169

**CONSTRUCTION:** ABSorbTwinTech Sidewall, Triaxial Braid, BioFlex3 Core

**RADIUS:** 15m @ 159 / Bi-Directional Sidecut

**BINDING OPTIONS:** Flat



Base



118/85/109

## MISSCONDUCT

ALL-TERRAIN ROCKER

This ski's All-Terrain Rocker and 85mm waist width make it lightweight, snappy off lips and stable in the pipe, while its women's-specific core keeps the swing weight low and the amplitude high. This winning combination makes it no surprise that the MissConduct is found on the biggest podiums of the year in both women's slopestyle and women's halfpipe events.

**PERFORMANCE:** All-Mountain: 60%, Park: 40%

**SIZES:** 149, 159, 169

**CONSTRUCTION:** TwinTech Sidewall, Triaxial Braid, BioFlex2 Core

**RADIUS:** 15m @ 159cm

**BINDING OPTIONS:** Flat



Base

# ALL-TERRAIN ROCKER

# KRABOMS



## GROMS TECHNOLOGY

### NOODLE SKI SYSTEM

The Noodle Ski System is a totally unique technology for the Groms series. The disadvantage in most junior skis is the stiffness of the overall ski due to the minimum thickness required to retain binding screws. With the Noodle Tech binding system, the plate is actually fused to the ski, requiring no screws, so the thinner core provides a smooth-flexing ski. That means better comfort and control for a junior skier and, ultimately, more fun. The Noodle Ski System is an option on the Luv Bug.



100/75/96

## MISSY ▶

### ALL-TERRAIN ROCKER

This ski of choice for girls' park skiing sensation Kelly Sildaru will make skiing a blast for girls who want to ski a different run every time they go down the mountain. Its All-Terrain Rocker makes it equally proficient whether learning to air through the park or straightlining under the chair.

**PERFORMANCE:** All-Mountain: 60%, Park: 40%

**SIZES:** 109, 119, 129, 139, 149

**CONSTRUCTION:** Torsion Box, Cap, Aspen Core

**RADIUS:** 12m @ 139cm

**BINDING OPTIONS:** FasTrack2 4.5 & 7.0

WOODCORE **SWAP-BASE**

103/70/91 - System 76-112cm

105/72/93 - System 124-136cm

## NEW LUV BUG ▶

### CATCH-FREE ROCKER

The Luv Bug will have kids falling in love with skiing from their first time on the slopes. Its Catch-Free Rocker will make learning fun and easy for girls as they beat you down the bunny slope.

**PERFORMANCE:** Piste: 80%, Off Piste: 20%

**SIZES:** 76, 88, 100, 112, 124, 136

**CONSTRUCTION:** Torsion Box/PU, Cap, Composite Core

**RADIUS:** 8m @ 112cm

**BINDING OPTIONS:** Noodle System FasTrack2 4.5 & 7.0

NOODLE SKI SYSTEM





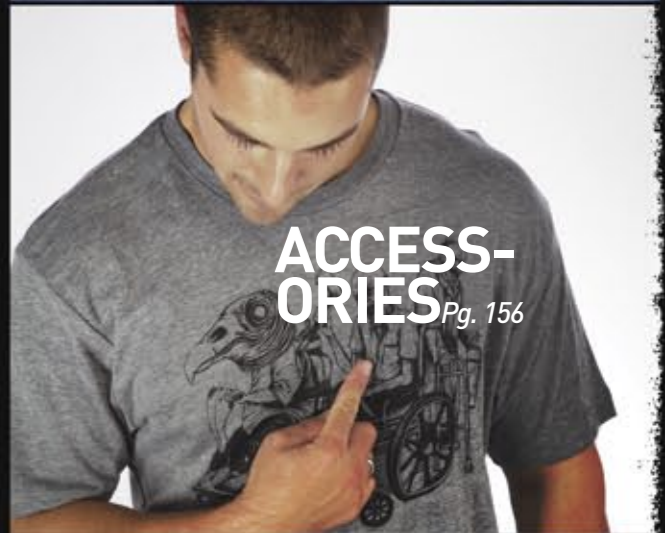

**HELMETS**  
Pg. 114



**POLES**  
Pg. 138




**GOGGLES**  
Pg. 100



**ACCESSORIES**  
Pg. 156



**TOOLS**  
Pg. 132



**PACKS and BAGS**  
Pg. 148





# INTRODUCING GOGGLES



Optics by  
Carl Zeiss Vision



## STYLE

In introducing K2 Snow Goggles, it was vital that our goggles perform to the highest standards required by our riders as well as embody our unique K2 style. From our branded woven and sublimated straps to the accent hits on our frames, our goggles look, feel, and perform as a K2 product should. The addition of a diverse collection of exclusive *Optics by Carl Zeiss Vision* mirrored lens options will provide a unique look on the hill.

## PERFORMANCE

Maximized field of vision is a performance mandate of K2 Snow Goggles. Each goggle was developed around the shape and features of the human eye, through an ocular-based frame design. This process, coupled with the pantoscopic angle of each frame, minimizes the presence of the goggle frame in the rider's sight. Spherical lenses and plush, fleece-lined 11mm engineered face foam, ensure our goggles deliver unparalleled performance during the most extreme conditions.

## COMPATIBILITY

The helmet-driven topline design and carefully engineered strap brackets of each frame delivers maximum fit and ventilation with all K2 Helmets, as well as those of our competitors. When charging hard in inclement weather or dropping into an untracked bowl in the backcountry, silicone strips along the inside of our goggle straps will keep your goggles firmly in place.

# LENSES

<9%

Visible Light Transmission  
Filter Category S4

For very strong sunlight and extremely bright conditions ☀️☀️

9-16%

Visible Light Transmission  
Filter Category S3

For strong sunlight and bright conditions ☀️

20-28%

Visible Light Transmission  
Filter Category S2

For medium sunlight and partly cloudy conditions ☀️☁️

>46%

Visible Light Transmission  
Filter Category S1

For flat light and cloudy conditions ☁️☁️

## OCTIC MIRROR



GRAY YELLOW OCTIC MIRROR  
VLT 6%



SMOKE RED OCTIC MIRROR  
VLT 9%

BROWN GREEN OCTIC MIRROR  
VLT 11%

BROWN GREEN OCTIC MIRROR  
VLT 14%



GRAY RED OCTIC MIRROR  
VLT 25%



BLUE INFRARED OCTIC MIRROR  
VLT 48%

BURNT ORANGE BLUE OCTIC MIRROR  
VLT 65%

PINK PINK OCTIC MIRROR  
VLT 65%

## TRIPIC MIRROR



PINK SILVER TRIPIC MIRROR  
VLT 6%



BROWN STANDARD GREEN TRIPIC MIRROR  
VLT 12%


GRAY METHANE SILVER TRIPIC MIRROR  
VLT 16%

SMOKE SILVER TRIPIC MIRROR  
VLT 14%



BROWN COPPER BRONZE TRIPIC MIRROR  
VLT 20%

GREY STANDARD RED TRIPIC MIRROR  
VLT 24%



YELLOW GUN BLUE TRIPIC MIRROR  
VLT 46%

VERMILION METHANE SILVER TRIPIC MIRROR  
VLT 47%

BLUE PINK TRIPIC MIRROR  
VLT 52%

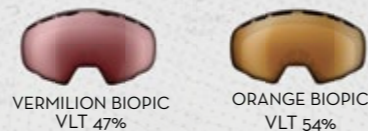
## BIOPIC



BROWN BIOPIC  
VLT 22%

SMOKE BIOPIC  
VLT 22%

GRAY BIOPIC  
VLT 25%



VERMILION BIOPIC  
VLT 47%

ORANGE BIOPIC  
VLT 54%



Optics by  
Carl Zeiss Vision

## OPTICS BY CARL ZEISS VISION

Creators of some of the world's most advanced optics, they bring incredible quality and experience to the optics of K2 Snow Goggles. Each lens is made of a tough polycarbonate and treated with a hard-coating for superior performance and extreme scratch resistance.



## RI-PEL®

Ri-Pel® is an exclusive hydrophobic vacuum coating that is applied to each one of our Optics by Carl Zeiss Vision K2 lenses. Designed to minimize scratching and smudging, expel residue from water, sweat, and fingerprints, and enhance overall visibility, Ri-Pel offers the necessary lens protection required by BROWN GREEN today's riders.

## OCTIC MIRROR

Octic Mirror lenses utilize a unique combination of base color coupled with an 8-layer dielectric mirror technology to create a stylish, performance-driven mirrored lens. Designed to balance out harsh sunlight and glare or enhance vision during low-light conditions. Octic Mirror lenses come in two options—Optics by Carl Zeiss Vision with the protective Ri-Pel® coating and a proprietary option.

## TRIPIC MIRROR

The use of more modest base hues such as Vermilion, Brown, and Gray are combined with a proprietary mirror technology to produce a series of performance-driven mirrored lenses with subtler tints. Tripic Mirror lenses come in two options—Optics by Carl Zeiss Vision with the protective Ri-Pel® coating and a proprietary option.

## BIOPIC

Biopic is a premium spherical non-mirrored lens. Biopic lenses come in two options—Optics by Carl Zeiss Vision with the protective Ri-Pel® coating and a proprietary option.

\*VLT = Visible Light Transmission



ORANGE /  
BURNT ORANGE BLUE OCTIC MIRROR

Optics by  
Carl Zeiss Vision  
RI-PEL®

# PHOTOKINETIC <sup>New</sup>

The PHOTOKINETIC embodies the best in style and performance, utilizing cutting edge technology to offer maximum field of vision, comfort, and precise helmet compatibility.

LENS OPTIONS: Octic Mirror & Tripic Mirror / COATING: Ri-Pel  
FOAM: 11mm 2-layer fleece lined / STRAP: 3D Woven



GLOSS BLACK / GRAY YELLOW OCTIC MIRROR 6% ☀️ ☁️



GLOSS BLACK / BROWN GREEN OCTIC MIRROR 14% ☀️ ☁️



GLOSS BLACK / GRAY RED OCTIC MIRROR 25% ☀️ ☁️



GLOSS BLACK / BURNT ORANGE BLUE OCTIC MIRROR 65% ☀️ ☁️



GLOSS BLACK / GRAY METHANE SILVER TRIPIC MIRROR 16% ☀️ ☁️



GLOSS BLACK / BROWN COPPER BRONZE TRIPIC MIRROR 20% ☀️ ☁️



GLOSS BLACK / YELLOW GUN BLUE TRIPIC MIRROR 46% ☀️ ☁️



GLOSS BLACK / VERMILION METHANE SILVER TRIPIC MIRROR 47% ☀️ ☁️



ORANGE / BURNT ORANGE BLUE OCTIC MIRROR 65% ☀️ ☁️



MATTE BLACK / GRAY YELLOW OCTIC MIRROR 6% ☀️ ☁️



MATTE BLACK / BROWN GREEN OCTIC MIRROR 14% ☀️ ☁️



MATTE BLACK / GRAY RED OCTIC MIRROR 25% ☀️ ☁️



MATTE BLACK / GRAY METHANE SILVER TRIPIC MIRROR 16% ☀️ ☁️



MATTE BLACK / VERMILION METHANE SILVER TRIPIC MIRROR 47% ☀️ ☁️



GLOSS WHITE / BROWN GREEN OCTIC MIRROR 14% ☀️ ☁️



GLOSS WHITE / GRAY RED OCTIC MIRROR 25% ☀️ ☁️



GLOSS WHITE / GRAY METHANE SILVER TRIPIC MIRROR 16% ☀️ ☁️



GLOSS WHITE / VERMILION METHANE SILVER TRIPIC MIRROR 47% ☀️ ☁️

PHOTOKINETIC



Optics by  
Carl Zeiss Vision  
RI-PEL®

ALUMINUM /  
BROWN STANDARD GREEN TRIPIC MIRROR

## PHOTOPHASE <sup>New</sup>

Responding to the varying needs of our riders, the PHOTOPHASE offers both mirrored and non-mirrored lens options in a performance-driven frame design.

LENS OPTIONS: Tripic Mirror & Biopic / COATING: Ri-Pel  
FOAM: 11mm 2-layer fleece lined / STRAP: Sublimated



GLOSS BLACK / GRAY STANDARD RED TRIPIC MIRROR 24%



GLOSS BLACK / GRAY BIOPIC 25%



GLOSS BLACK / VERMILION BIOPIC 47%



BLUE / GRAY METHANE SILVER TRIPIC MIRROR 16%



ALUMINUM / BROWN STANDARD GREEN TRIPIC MIRROR 12%



ALUMINUM / GRAY BIOPIC 25%



ALUMINUM / VERMILION BIOPIC 47%



MATTE BLACK / GRAY STANDARD RED TRIPIC MIRROR 24%



MATTE BLACK / VERMILION METHANE SILVER TRIPIC MIRROR 47%



MATTE BLACK / BROWN BIOPIC 22%





GLOSS WHITE / BROWN BIOPIC

# PHOTOMETRIC <sup>New</sup>

Through a variety of fashionable lens and strap options, the PHOTOMETRIC offers a stylish and precision fit at a great price.

LENS OPTIONS: Octic Mirror, Tripic Mirror and Biopic  
 FOAM: 11mm single-layer fleece lined / STRAP: Sublimated



GLOSS BLACK / SMOKE RED OCTIC MIRROR 9%



GLOSS BLACK / BROWN GREEN OCTIC MIRROR 11%



GLOSS BLACK / SMOKE SILVER TRIPIC MIRROR 14%



GLOSS BLACK / SMOKE BIOPIC 22%



GLOSS BLACK / BROWN BIOPIC 28%



GLOSS BLACK / ORANGE BIOPIC 54%



GLOSS WHITE / SMOKE SILVER TRIPIC MIRROR 14%



GLOSS WHITE / BROWN BIOPIC 28%



GLOSS WHITE / ORANGE BIOPIC 54%



MATTE BLACK / SMOKE RED OCTIC MIRROR 9%



MATTE BLACK / BROWN BIOPIC 28%



MATTE BLACK / ORANGE BIOPIC 54%



GLOSS WHITE / PINK SILVER TRIPIC MIRROR

Optics by  
Carl Zeiss Vision  
RI-PEL®

# CAPTURA <sup>New</sup>

The CAPTURA is our highest-performance goggle designed exclusively for women. Feminine shaped and paired with an array of attractive mirrored lenses, the CAPTURA meets the demands of today's hard charging female riders.

LENS OPTIONS: Octic Mirror & Tripic Mirror / COATING: Ri-Pel  
FOAM: 11mm 2-layer fleece lined / STRAP: 3D Woven



GLOSS BLACK / GRAY YELLOW OCTIC MIRROR 6% ☀️ ☁️



GLOSS BLACK / BROWN GREEN OCTIC MIRROR 14% ☀️



GLOSS BLACK / GRAY RED OCTIC MIRROR 25% ☀️ ☁️



GLOSS BLACK VIRTUE / GRAY RED OCTIC MIRROR 25% ☀️ ☁️



GLOSS BLACK / VERMILION METHANE SILVER TRIPIC MIRROR 47% ☁️ ☁️



GLOSS BLACK / BLUE INFRARED OCTIC MIRROR 48% ☁️ ☁️



GLOSS BLACK / PINK PINK OCTIC MIRROR 65% ☁️ ☁️



GLOSS BLACK / BURNT ORANGE BLUE OCTIC MIRROR 65% ☁️ ☁️



GLOSS WHITE / GRAY RED OCTIC MIRROR 25% ☀️ ☁️



GLOSS WHITE / BLUE INFRARED OCTIC MIRROR 48% ☀️ ☁️



GLOSS WHITE / PINK PINK OCTIC MIRROR 65% ☀️ ☁️



GLOSS WHITE / PINK SILVER TRIPIC MIRROR 6% ☀️ ☀️



GLOSS WHITE / VERMILION METHANE SILVER TRIPIC MIRROR 47% ☁️ ☁️

CAPTURA

Optics by  
Carl Zeiss Vision

RI-PEL®



GLOSS BLACK / BLUE PINK TRIPIC MIRROR

## SIRA <sup>Neu</sup>

Similar to the CAPTURA, the SIRA delivers performance and style in an exclusive feminine frame design, offering both mirrored and non-mirrored lens options.

LENS OPTIONS: Tripic Mirror & Biopic / COATING: Ri-Pel  
FOAM: 11mm 2-layer fleece lined / STRAP: Sublimated



GLOSS BLACK / GRAY METHANE SILVER TRIPIC MIRROR 16% ☀️



GLOSS WHITE / VERMILION METHANE SILVER TRIPIC MIRROR 47% ☀️ ☁️



GLOSS BLACK / BLUE PINK TRIPIC MIRROR 52% ☁️ ☁️



GLOSS WHITE / BROWN BIOPIC 22% ☀️ ☁️



GLOSS BLACK / BROWN BIOPIC 22% ☀️ ☁️



GLOSS WHITE / GRAY BIOPIC 25% ☀️ ☁️



GLOSS BLACK / VERMILION BIOPIC 47% ☁️ ☁️



SILVER / GRAY METHANE SILVER TRIPIC MIRROR 16% ☀️



SILVER / VERMILION BIOPIC 47% ☁️ ☁️

SIRA

HELMET CO

[VENTING]



**PASSIVE CHANNEL**

Channels on the inside surface of the EPS direct air-flow between your head and the helmet, removing moisture and excess heat; keeping you dry and comfortable all day long. Available on all K2 helmets.



**ACTIVE MATRIX**

Active Matrix Venting allows you to regulate the airflow of the helmet vent system with the touch of your finger. Controlling large vents with minimal effort results in superior style and function that can be adjusted on the fly. It's climate control with the flip of a switch.



# [HELMET TECH]

## FULL-WRAP LINER

This full-coverage, washable liner snugly cradles your head, creating the unmatched fit of a K2 Helmet. The liner features a crown mesh that wicks moisture and breathes to prevent overheating. The Full-Wrap Liner System is seamlessly integrated with our K2dialed Fit System and K2 Baseline Audio, creating the ultimate user experience. No gaps equals better fit and more comfort.

## K2 BASELINE AUDIO

K2 Baseline Audio systems seamlessly connects you with your mobile device. The audio system comes pre-installed in Baseline Audio Earpads. The speaker housing creates a minimal, low-profile stowage so you won't notice them unless the music is playing. If you would rather ride without the speakers installed, they can be easily removable from the earpads.



## K2dialed™ FIT SYSTEM

The K2dialed Fit System creates a custom-fitting helmet no matter what your head shape. An ergonomically inspired three-point adjustable interface maximizes fit and customization with the twist of a dial. This allows for the ultimate convenience of being able to make fit adjustments on the fly. The end result of the K2dialed Fit System is customized helmet fit just for you.

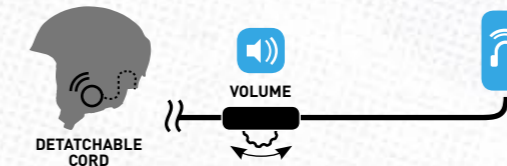
## BASELINE AUDIO SYSTEMS

### LEVEL 3 AUDIO



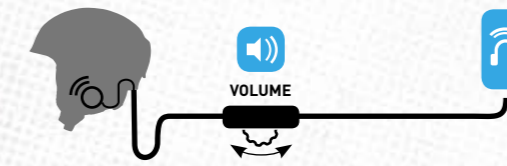
Integrated headphones and on-cord mini-mic. connect to your cell phone or audio player, allowing you to stay connected while on the hill. Features a detachable cord, single squeeze button for pause/play and answer/hang up.

### LEVEL 2 AUDIO



Integrated headphones and volume control connect to your MP3 player and pump your favorite tunes. Features: detachable cord

### LEVEL 1 AUDIO



Integrated headphones and volume control connect to your MP3 player and pump your favorite tunes.

## CONSTRUCTION



**Hybrid**  
This unique construction features the best of both In-Mold, and Hard-Shell constructions. The primary In-Mold construction makes the helmet incredibly light, while the secondary Hard-Shell upper allows for more advanced Active Matrix Ventilation and increased durability.



**In-Mold**  
In-Mold is the premium construction for ultra-lightweight performance helmets and is characterized by an EPS liner that molded directly to a lightweight poly-carbonate (PC) shell. The result is a construction so light you'll forget it is even there.



**Hard-Shell**  
Hard-Shell helmets are built to last and will look good no matter how many trips they make in and out of your gear bag. Hard-Shell helmets protect you from impact with a lightweight EPS foam bonded to an injection molded and durable ABS shell.



## CERTIFICATION

All of our helmets are compliant with ASTM F2040 and/or CE (EN1077: 2007 Class B) ski and snowboard helmet safety standards.

**ASTM (F2040):** The North American ski and snowboard helmet safety standard.

**CE (EN1077: 2007 Class B):** The European ski and snowboard helmet safety standard.



# DIVERSION

Low-Profile Hybrid Design with Climate Control



3  
Black



3  
White



3  
Midnight Blue

## DIVERSION

Top of the line fit function and style make this helmet stand out from the crowd. Regulate airflow with a flip of a switch thanks to innovative Dual Active Matrix™ venting, while goggle vents are always open to keep fogging at bay. When it comes to lightweight-durability, style and technical ventilation, the Diversion has it all. Not to mention full integration with your mobile device for communication and audio.

- CONSTRUCTION:** Hybrid
- FEATURES:** Dual Active Matrix Venting™, K2dialed Fit System, washable Full-Wrap Liner System, Level 3 Baseline Audio System
- SIZES:** Small (51-55cm), Med (55-59cm), L/XL (59-62cm)
- COLORS:** Black, White, Midnight Blue
- WEIGHT:** 430g



## RIVAL

Clean, Simple, Feather-Light



## RIVAL

The Rival is the helmet of choice for the ultimate in lightweight and simplistic design. Its combination of style, performance and fit creates the perfect helmet for all day shredding.

**CONSTRUCTION:** In-Mold

**FEATURES:** Passive Channel Venting™, K2dialed Fit System, washable Full-Wrap Liner System

**ADDED PRO FEATURES:** Level 3 Baseline Audio System

**SIZES:** Small (51-55cm), Med (55-59cm), L/XL (59-62cm)

**PRO COLORS:** White Tag, Black Tag, Green, Factory Grey

**STANDARD COLORS:** Black, White

**WEIGHT:** 394g

## RIVAL BC

The feather-light Rival BC provides you with a removable beanie and the protection you need, without extra weight. The unique Cat-Tongue fabric on the inside of the helmet helps stabilize the helmet on the beanie while allowing for easy removal for ascents and stowage. This is the ideal helmet for the short hikes to the extended backcountry adventures.

**FEATURES:** Cat-Tongue Fabric, Fleece Lined Poly/Wool Beanie

**SIZES:** Small (51-55cm), Med (55-59cm), L/XL (59-62cm)

**WEIGHT:** 375g



POLY BLEND  
BANDANA INCLUDED!

# PHASE

Active Venting in a Low-Profile Hard-Shell



## PHASE

The choice of K2 Helmet's newest pro, Sean Pettit, is designed to be low profile, lightweight and well-ventilated. This helmet is all about comfort and style.

**CONSTRUCTION:** Hard-Shell

**FEATURES:** Active Matrix Ventilation, K2dialed Fit System, washable Full-Wrap Liner System, Tool free removable goggle strap

**ADDED PRO FEATURES:** Level 2 Baseline Audio System, removable bandana

**SIZES:** Small (51-55cm), Med (55-59cm), L/XL (59-62cm)

**PRO COLORS:** White, Black, Cobalt Blue, Grey

**STANDARD COLORS:** Black, White

**WEIGHT:** 490g

## PHASE TEAM <sup>New</sup>

A lightweight beanie version of the Phase helmet, the Phase Team is the helmet of choice for team park shredders.

**FEATURES:** Active Matrix Ventilation, K2dialed Fit System, Tool free removable goggle strap, Team Beanie

**COLORS:** Orange, Black

**SIZES:** Small (51-55cm), Med (55-59cm), L/XL (59-62cm)

**WEIGHT:** 450g





# RANT

Park Inspired Hard-Shell with Brim

**POLY BLEND  
BANDANA INCLUDED!**



PRO Grey



PRO Black



White



PRO Lime



PRO Light Banana



Black

## RANT

The skate inspired Rant is all you need for lapping the park or shredding the whole mountain. It features a minimalist design and a low profile brim designed to keep your goggles clear.

**CONSTRUCTION:** Hard-Shell

**FEATURES:** Passive-Channel Ventilation, Snap-Strap™ Fit System, washable Full-Wrap Liner System, Polymer goggle clip

**ADDED PRO FEATURES:** Level 1 Baseline Audio System, removable bandana

**SIZES:** Small (51-55cm), Med (55-59cm), L/XL (58-61cm) - Unisex

**PRO COLORS:** Grey, Lime, Black, Light Banana (Wmn's)

**STANDARD COLORS:** Black, White

**WEIGHT:** 530g



## VIRTUE

### Lightweight Low-Profile Hybrid Design

It's hard to believe that the Virtue fits as good as it looks, but this feature packed helmet makes no concessions on style, weight, or ventilation in order to ensure all day comfort. The fully integrated audio system will keep you connected to your phone for music or conversation.

**CONSTRUCTION:** Hybrid

**FEATURES:** Dual Active Matrix Venting™, K2dialed Fit System, washable Full-Wrap Liner System, Level 3 Baseline Audio System

**SIZES:** Small (51-55cm), Med (55-59cm)

**COLORS:** Black, Silver

**WEIGHT:** 430g



## ALLYPRO

### Low Profile and Super Lightweight

The Ally Pro is an incredibly lightweight helmet for women who want a low-profile helmet that simply looks good and fits great. This model available in XS.

**CONSTRUCTION:** In-Mold

**FEATURES:** Passive-Channel Venting™, K2dialed Fit System, washable Full-Wrap Liner System, Level 3 Baseline Audio System

**SIZES:** X-Small (48-51cm), Small (51-55cm), Med (55-59cm)

**COLORS:** Black, Red

**WEIGHT:** 394g



Teal

Black

## EMPHASIS

### Active Venting in a Low-Profile Hard-Shell

This clean Hard-Shell designed gives you all the comfort and durability you need with the style that you demand. Keep a cool head on and off the slopes by opening or closing the front vents with the flip of a switch.

**CONSTRUCTION:** Hard-Shell

**FEATURES:** Active Matrix Ventilation, K2dialed Fit System, washable Full-Wrap Liner System, Tool free removable goggle strap, Level 2 Baseline Audio System, removable bandana

**SIZES:** Small (51-55cm), Med (55-59cm)

**COLORS:** Teal, Black

**WEIGHT:** 490g



POLY BLEND  
BANDANA INCLUDED!



Light Banana

POLY BLEND  
BANDANA INCLUDED!

## RANT

SNAPSTRAP  
FIT SYSTEM

### Park inspired Hard-Shell with Brim

The skate inspired Rant is all you need for lapping the park or shredding the whole mountain. It features a minimalist design and a low profile brim designed to keep your goggles clear.


**CONSTRUCTION:** Hard-Shell

**FEATURES:** Passive-Channel Ventilation, Snap-Strap™ Fit System, washable Full-Wrap Liner System, polymer goggle clip, Level 1 Baseline Audio System, removable bandana

**SIZES:** Small (51-55cm), Med (55-59cm), L/XL (58-61cm)

**PRO COLORS:** Light Banana

**WEIGHT:** 530g



Blue



Pink



Black



**POLY BLEND**  
BANDANA INCLUDED!

## ILLUSION

### Lightweight and Low Profile for the Little Ripper

This high performance, lightweight junior helmet screams style and has an amazing fit. This Illusion is real and it offers the protection your little one needs.

**CONSTRUCTION:** In-Mold

**FEATURES:** Passive-Channel Ventilation, K2dialed Fit System, washable Full-Wrap Liner System, Side Goggle Retention Clips

**SIZES:** XS (48-51cm) Small (51-55cm) - Unisex

**COLORS:** Blue, Black, Pink

**WEIGHT:** 368g



Light Blue



Black



Green

## ENTITY NEW

### Durable Progressive Junior Style

This Hard-Shell kid's helmet offers unmatched comfort, durability and great value to the junior skier or rider.

**CONSTRUCTION:** Hard-Shell

**FEATURES:** Passive-Channel Ventilation, K2dialed Fit System, washable Full-Wrap Liner System, side goggle retention straps

**SIZES:** XS (48-51cm) Small (51-55cm)

**COLORS:** Green, Black, Light Blue

**WEIGHT:** 480g



# BACKSIDE

TOOLS FOR ADVENTURE™

## FOR FIFTEEN YEARS

K2 has driven innovation in the backcountry market, and your trust in our performance and durability has made K2 the leading backcountry ski manufacturer. Now we're bringing the same innovative focus and attention to detail to the backcountry tools you need to get further out there. And because returning home safely to family and friends is our number one goal for every adventure, we've designed our K2 BackSide products to be reliable and multi-functional.

## RELIABLE


No one likes carrying a heavy pack, but if you go through the trouble of carrying something to make you safer, make sure it's not going to fail. Our ski break strength tests exceed industry standards, our probes are among the stiffest and strongest available, and our shovels are big enough to be effective, strong enough to withstand rigorous use, yet among the smallest available when disassembled.

## MULTI-FUNCTIONAL

Gear that fulfills more than one purpose, like a shovel that transforms your skis into an emergency sled, or skis that can be used as anchors, lets you leave one-dimensional products at home, reduces your pack weight, and increases your safety margin. All of our BackSide products are designed with an eye towards multiple uses.



**RULER:** 1cm markings for precise recording of snow pit data



**BACKSLIDE AUTO LOCK:** Secure auto-locking hardware and non-slip textured shaft allow for easy assembly with gloved hands.



**TRIGGER PULL HANDLE:** A secure handle for deployment of the probe also keeps the probe packaged neatly when not in use.




## AVALANCHE PROBES

Carbon 300 / Alu 300  
Carbon 230 / Alu 230

Flexible probes are adequate for collecting snow-pit data and identifying crevasses, and we hope that's the only time you ever need your probe. But when it's time to locate a buried avalanche victim, a more flexible or fragile model could be a fatal mistake. So even though our probes are as light as anything you'll find on the market, we're most proud of the fact that they're among the strongest and stiffest available.

**LENGTH:** Extended 300cm/Packed size: 42cm  
Extended 230cm/Packed size: 42cm

**WEIGHT:** 300cm Carbon: 290g / 300cm Aluminum: 360g  
230cm Carbon: 230g / 230cm Aluminum: 280g

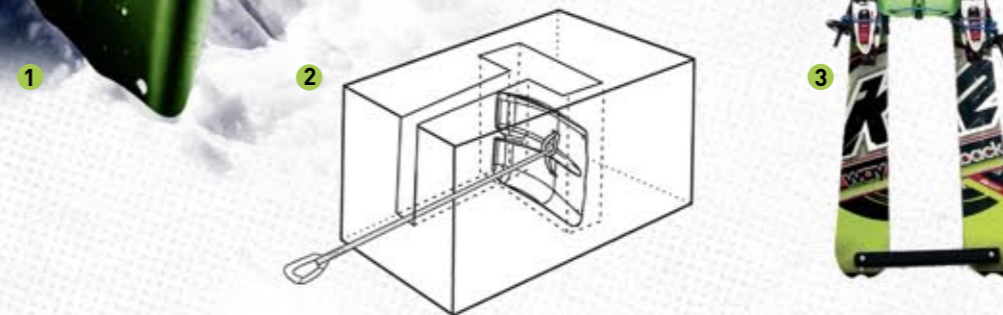


Avalanche Probe Carbon 300

Avalanche Probe Alu 300

Avalanche Probe Carbon 230

Avalanche Probe Alu 230



- Hoe Mode**  
The added hoe feature is ideal for shovel shear tests, and greatly increases your ability to extract snow in many situations.
- Dead Man Anchor**  
A sling or accessory cord and a K2 Shovel are all that is necessary to create a sturdy anchor in the backcountry.
- Rescue Sled**  
The Rescue Shovel Plus includes the hardware needed to quickly build a rescue sled in the event of a backcountry emergency. See Owners Manual for detailed instructions or find them online at [K2skis.com](http://K2skis.com)

## SHOVELS

### Rescue Shovel Plus

Your shovel is not an area to scrimp on weight or quality, and why our shovels are designed for durability and utility. The Rescue Shovel Plus not only works as a hoe, but is designed to construct an emergency sled, build a dead man anchor, or provide a flat platform for your stove.

**WEIGHT:** 810g **HANDLE LENGTH:** Extended 64cm (25 1/4"), Collapsed: 41cm (16") **BLADE DIMENSIONS:** 25cm x 28cm (9 1/2" x 11") **FEATURES:** Emergency Sled Ready with included hardware, Hoe Mode, Blade Webbing Holes for use as a Deadman Anchor

### Rescue Shovel

Made of 7075 aluminum, the Rescue Shovel has the highest strength to weight ratio materials that you will find on the market. It has all the features and benefits of the Rescue Shovel Plus, except the hardware to build a sled.

**WEIGHT:** Rescue Shovel: 715g **HANDLE LENGTH:** Extended 64cm (25 1/4"), Collapsed: 41cm (16") **BLADE DIMENSIONS:** 25cm x 28cm (9 1/2" x 11") **FEATURES:** Hoe Mode, Blade Webbing Holes for use as a Deadman Anchor

### Speed Shovel

Built as a lightweight alternative to the Rescue Shovel, the Speed is for those looking to keep it minimal and basic. With a simplified handle design and the same proven shovel design as our Rescue Shovel, the Speed Shovel is everything you need, nothing you don't.

**WEIGHT:** Rescue Shovel: 700g **HANDLE LENGTH:** Extended 64cm (25 1/4"), Collapsed: 41cm (16") **BLADE DIMENSIONS:** 25cm x 28cm (9 1/2" x 11") **FEATURES:** Blade Webbing Holes for use as a Deadman Anchor



Rescue Shovel Plus  
Rescue Sled Hardware

Rescue Shovel

Speed Shovel



Pilchuck Kit

## BACKSIDE KITS

Hyak Kit and Pilchuck Kit (Shown)

A functional pack, shovel, and probe are prerequisites for exploring beyond resort boundaries. We've assembled these items into lightweight reliable kits that will give you the tools necessary to safely explore the backcountry. Designed as a system, removal and deployment of the shovel and probe is quick, minimizing response time during an emergency.

Packs: Hyak Pack 15L - Pilchuck Pack 11L  
 Probe: 230cm Rescue Probe  
 Shovel: Speed Rescue Shovel



## CLIMBING SKINS




Integrated K2 Climbing Skins come pre-cut, or trim-to-fit.



Precision cut skins are ready to tour right out of the box. For BackSide specific skis these pre-cut skins are available in either nylon, or nylon/mohair blend.



Available in 125mm and 150mm widths for all sized K2 skis. The Z-Clip secures perfectly on skis with tip and tail holes. Our Offset Skin Cutter makes trimming skins a quick 5-minute exercise without the hassle of offsetting your skins.



Improved for 12/13, the minimalist design of the Z-Clip provides secure self-centering attachment that reduces weight, and allows for quick transition on the ascent. The adjustable tail straps also center the skin and sit on top of the ski, eliminating drag and friction for improved glide and efficiency.



## LOCKJAW POLES

A lightweight multi-purpose backcountry tool

### [TECH]

**1 Bubble Inclinometer:** Quick slope measurement is in the palm of your hand with Bubble Inclinometer equipped LockJaw Poles.



**2 Webbed Powder Basket**  
When old school is new school. Larger diameter for better soft snow support, and soft webbing won't skip out on hard snow.

**3 LockJaw2 Clamp:** Revolutionary over-center cam design provides effortless length adjustments while delivering greater clamping power and easier release than similar clamps.



### SPEED LINK™ POLE NEW

The Speed Link™ Pole is a true phenomenon in terms of packability, and the perfect companion for ski touring, snowboard touring, snowshoe hiking and trekking. The Speed Link's 4 segments collapse within each other with ease, packing down to an incredible 48cm and at the smallest volume on the market. All this while improving on deploy and collapse function and bombproof durability.

**FEATURES:** Speedlink Locking Mechanism, Snow Depth Ruler, No-Slip Rubberized Handle Segment, Sewn Strap with Buckle, Powder Baskets  
**SIZES:** Adjustable 110-135cm



### LOCKJAW CARBON/CARBON PROBE

The Carbon/Carbon LockJaw is the ultra light-weight choice for your adventure. This multi-function tool features a new lightweight grip and compression formed laminate strap that minimizes weight and increases comfort while a revolutionary basket technology allows the basket to flex to match any snow surface while always maximizing float.

**FEATURES:** LockJaw2 Adjustment Mechanism, Carbon Upper and Lower, Bubble Vial Inclinometer, Snow Depth Ruler, Ultra Lightweight Grip with Utility Hook, New Molded Strap Technology, Webbed Powder Baskets  
**SIZES:** Adjustable 105 - 145cm  
**PROBE:** Lower shafts screw together to form a 200cm probe



### LOCKJAW CARBON/ALU PROBE

With an aluminum lower and a Triax reinforced Carbon upper, the LockJaw Carbon/Alu is light, functional and ready for adventure. Packed with the features like a Bubble Inclinometer and snow depth ruler, this tool provides more than what is expected from an adjustable pole.

**FEATURES:** LockJaw2 Adjustment Mechanism, Carbon Upper and 7075 Aluminum Lower, Bubble Vial Inclinometer, Snow Depth Ruler, Back Side Dual-Density Grip with Utility Hook, New Molded Strap Technology, Webbed Powder Baskets  
**SIZES:** Adjustable 105 - 145cm  
**PROBE:** Lower shafts screw together to form a 200cm probe



### BACKSIDE CARBON

The BackSide Carbon is the backcountry solution for those who want a fixed length pole. This stiff, lightweight carbon shaft features an integrated inclinometer and snow depth ruler allowing you to pack less on your adventure.

**FEATURES:** TRIAX Carbon Shaft, BackSide Dual Density Grip with Utility Hook, Sewn Ergo Strap, Threaded Powder Basket, Snow Depth Ruler and Inclinometer  
**SIZES:** 110, 115, 120, 125, 130, 135cm



### LOCKJAW ALU

The LockJaw Alu is where adjustable poles meet value. Packed most of the same features as its LockJaw cousins, the LockJaw Alu boasts the largest adjustment range of all of our two piece poles.

**FEATURES:** LockJaw2 Adjustment Mechanism, Aluminum Upper and Lower, BackSide Dual-Density Grip, Sewn Ergo Strap, Powder Basket, Snow Depth Ruler, and Inclinometer  
**SIZES:** Adjustable 95 - 145cm



# MEN'S SKI POLES



## [MEN'S TECH]

- 1 **DUAL INJECTION GRIPS**  
This unique dual injection grip design creates a small profile core that is over molded with a thicker, softer outer layer that allows for a comfortable secure feel.
- 2 **EASY ADJUST STRAPS**  
An easy to adjust strap system uses an internal cam lock, that adjusts by simply pulling on the top strap to loosen and pulling on the lower strap tail to tighten.
- 3 **ERGO RUBBER GRIP TOP**  
A soft rubber top has been added for comfort and extra grip while palming the grip in the lift line or pushing on the cat-tracks
- 4 **NEO-COMFORT PADDED STRAPS**  
Neoprene is added to the inside of the pole straps webbing for extra comfort and an improved fit



## [MEN'S CONSTRUCTION]



**TRIAx Carbon Technology**  
Developed exclusively by K2, Triax Technology is the controlled process of winding carbon unidirectional fibers at a 60 degree angle around the outside of the shaft. The external TRIAX fibers reinforce and control the uni-directional fibers of the pole, to create a more durable/Stiff shaft.



**Exo 10 Technology**  
Exo 10 utilizes ten rows of carbon fiber that are applied with a K2 patented carbon shaft process. By focusing the carbon only on the exterior of the shaft we create a pole that has the stiffness and response of a carbon shaft with the durability of a full composite construction.



**Composite**  
A full composite construction created using a patented shaft production process. This unique process aligns all fibers in an orientation of optimal strength and durability.



**Aluminum**  
The High-strength 7075 and 6061 aircraft aluminum creates a seamless tubing shaft for a durable alternative to our composite shaft



### TRIAx

The Triax is not your standard lightweight carbon pole. Its Triax carbon wrap creates the ultimate stiffness and strength needed for maximum performance.

**FEATURES:** TRIAX carbon technology, dual durometer grip, in-grip strap adjustment, chrome detailing, powder and hard-snow baskets

**SIZES:** 110, 115, 120, 125, 130, 135cm

**COLORS:** Yellow, Black

### EXO

The Exo is stiffer and lighter than your typical carbon pole, which is what you want out of a performance pole. Designed with proprietary K2 composite shaft technology, this shaft will handle all the torque you put into it as you charge the resort.

**FEATURES:** Exo 10 technology, dual durometer grip, in-grip strap adjustment, hard-snow basket

**SIZES:** 110, 115, 120, 125, 130, 135cm

**COLORS:** Blue, Charcoal

### COMP

The Comp is a combination of value and performance. New for the Comp this year is an 18% stiffer shaft with no added weight. It delivers a stiff, light composite shaft at a price that is easy on the wallet.

**FEATURES:** Composite fiberglass technology, rubber overmolded grip, hard-snow baskets

**SIZES:** 110, 115, 120, 125, 130, 135cm

**COLORS:** Black, Lime, White

### AUTOMATIC

Some skiers will never give up the feel of an aluminum pole and the Automatic sets the standard of what aluminum pole is supposed to be.

**FEATURES:** 6061 Aluminum seamless tubing shaft, thermo plastic rubber grip, hard-snow baskets

**SIZES:** 110, 115, 120, 125, 130, 135cm

**COLORS:** Black, Red

# WOMEN'S SKI POLES

## [WOMEN'S TECH]

- 1 WOMEN'S SPECIFIC DUAL INJECTION GRIPS**  
This unique dual injection grip design creates a small profile core that is over molded with a thicker, softer outer layer that allows for a comfortable secure feel.
- 2 EASY ADJUST STRAPS**  
An easy to adjust strap system uses an internal cam lock, that adjusts by simply pulling on the top strap to loosen and pulling on the lower strap tail to tighten.
- 3 ERGO RUBBER GRIP TOP**  
A soft rubber top has been added for comfort and extra grip while palming the grip in the lift line or pushing on the cat-tracks
- 4 NEO-COMFORT PADDED STRAPS**  
Neoprene is added to the inside of the pole straps webbing for extra comfort and an improved fit



## [WOMEN'S CONSTRUCTION]



**TRIAx Carbon Technology**  
Developed exclusively by K2, Triax Technology is the controlled process of winding carbon unidirectional fibers at a 60 degree angle around the outside of the shaft. The external TRIAX fibers reinforce and control the uni-directional fibers of the pole, to create a more durable/Stiff shaft.



**Exo 10 Technology**  
Exo 10 utilizes ten rows of carbon fiber that are applied with a K2 patented carbon shaft process. By focusing the carbon only on the exterior of the shaft we create a pole that has the stiffness and response of a carbon shaft with the durability of a full composite construction.



**Composite**  
A full composite construction created using a patented shaft production process. This unique process aligns all fibers in an orientation of optimal strength and durability.



**Aluminum**  
The High-strength 7075 and 6061 aircraft aluminum creates a seamless tubing shaft for a durable alternative to our composite shaft



### HIGHSTYLE

The HighStyle pushes the envelope of ski pole technology by wrapping a carbon shaft with a Triax carbon wrap which creates a stiff, light shaft. Designed with smaller women's grip and strap, the HighStyle is a true women's specific pole.

**FEATURES:** TRIAX carbon technology, reduced dual durometer in-grip strap adjustment, chrome detailing, hard-and soft-snow baskets  
**SIZES:** 100, 105, 110, 115, 120, 125cm  
**COLORS:** Black, White

### WILDSTYLE

The Alliance inspired WildStyle is anatomically designed to create a true women's specific pole. Its EXO 10 shaft construction creates a durable, lightweight pole that is the perfect choice for skiing all over the mountain.

**FEATURES:** Exo10 technology, dual durometer reduced-diameter grips, in-grip strap adjustment system, hard-snow baskets  
**SIZES:** 100, 105, 110, 115, 120, 125cm  
**COLORS:** Black, White

### SLOPESTYLE

The SlopeStyle is a composite shaft at an aluminum price point. Using K2 patented shaft construction for durability and performance.

**FEATURES:** Full composite shaft, dual durometer overmolded grip, hard-snow baskets  
**SIZES:** 100, 105, 110, 115, 120, 125cm  
**COLORS:** Black, Silver

### CHICSTYLE

The ChicStyle is for the skier who loves the feel of aluminum poles and will never switch. It features a women's specific design that will keep your hands comfortable.

**FEATURES:** 6061 aluminum shaft, single injection grip, hard-snow baskets  
**SIZES:** 100, 105, 110, 115, 120, 125cm  
**COLORS:** Black, White

# TEAM SKI POLES

\* No worms were hurt in the making of this catalog

## [TEAM TECH]

### 1 PARTY POLE REV. ADJ. SYSTEM

This unique pole length adjustment system uses a smaller diameter shaft for the upper and a larger diameter for the lower (opposite of all other adjustment systems). This design also allows the LockJaw clamp mechanism to be cleverly hidden below the grip when the pole is in Park/Pipe mode.

### 2 SLIM GRIPS

Slimmer Team specific grips that allow easier hand movement for quicker grabs and no hangups.

### 3 SCHZIO BINDING LOCATION ADJ.

This new Tool Tip design allows for quick and easy adjustment of the Marker Schizio binding forward and aft on the ski. Allowing for quick and easy adjustments between powder runs and laps in the park, without the need of a tool.

## [TEAM CONSTRUCTION]



### TRIAx Carbon Technology

Developed exclusively by K2, Triax Technology is the controlled process of winding carbon unidirectional fibers at a 60 degree angle around the outside of the shaft. The external TRIAX fibers reinforce and control the uni-directional fibers of the pole, to create a more durable/Stiff shaft.



### Composite

A full composite construction created using a patented shaft production process. This unique process aligns all fibers in an orientation of optimal strength and durability.



### Aluminum

The High-strength 7075 and 6061 aircraft aluminum creates a seamless tubing shaft for a durable alternative to our composite shaft



### UTILITY POLE

This Triax shafted pole is the lightest and stiffest pole in K2's Team Series. The Utility pole provides enough power to shred both BC and resort.

**FEATURES:** Triax carbon technology, dual durometer grip, in-grip strap, powder and hard-snow baskets

**SIZES:** 100, 105, 110, 115, 120, 125, 130cm

### PARTY POLE

The Party Pole is the go to pole for Factory Team Athletes. A shift on the fly adjustment allows you to ski this pole as short as 40 inches to as long as 52 inches so you can party on any type of terrain.

**FEATURES:** 7075 aluminum construction, quick adjustment tool tip for K2/Marker Schizio binding, upside down Lockjaw adjustment, low profile dual durometer grip, adjustable velcro strap, hard-snow baskets.

**SIZES:** Adjustable 100-130cm

**COLOR:** Orange

### BARBER POLE

The Barber pole raises the bar for both performance and graphics. This pole features a bomb-proof composite shaft, low profile dual durometer grip and an adjustable Velcro strap that doesn't interfere with your grabs.

**FEATURES:** Composite technology, dual injection grip, hard-snow baskets, adjustable velcro strap

**SIZES:** 100, 105, 110, 115, 120, 125, 130cm

**COLOR:** Red/White/Blue

### FISHING POLE *New*

The Fishing Pole features a bombproof aluminum shaft that hooks anyone who tries it. Lightweight and stiff, this is all you will need to pull the big one.

**FEATURES:** 6061 aluminum shaft, dual-density fishing lure rubber grip, adjustable velcro strap, hard-snow baskets

**SIZES:** 95, 100, 105, 110, 115, 120, 125cm

**COLOR:** Blue



\* No dinosaurs were hurt in the making of this catalog

# GROMS SKI POLES



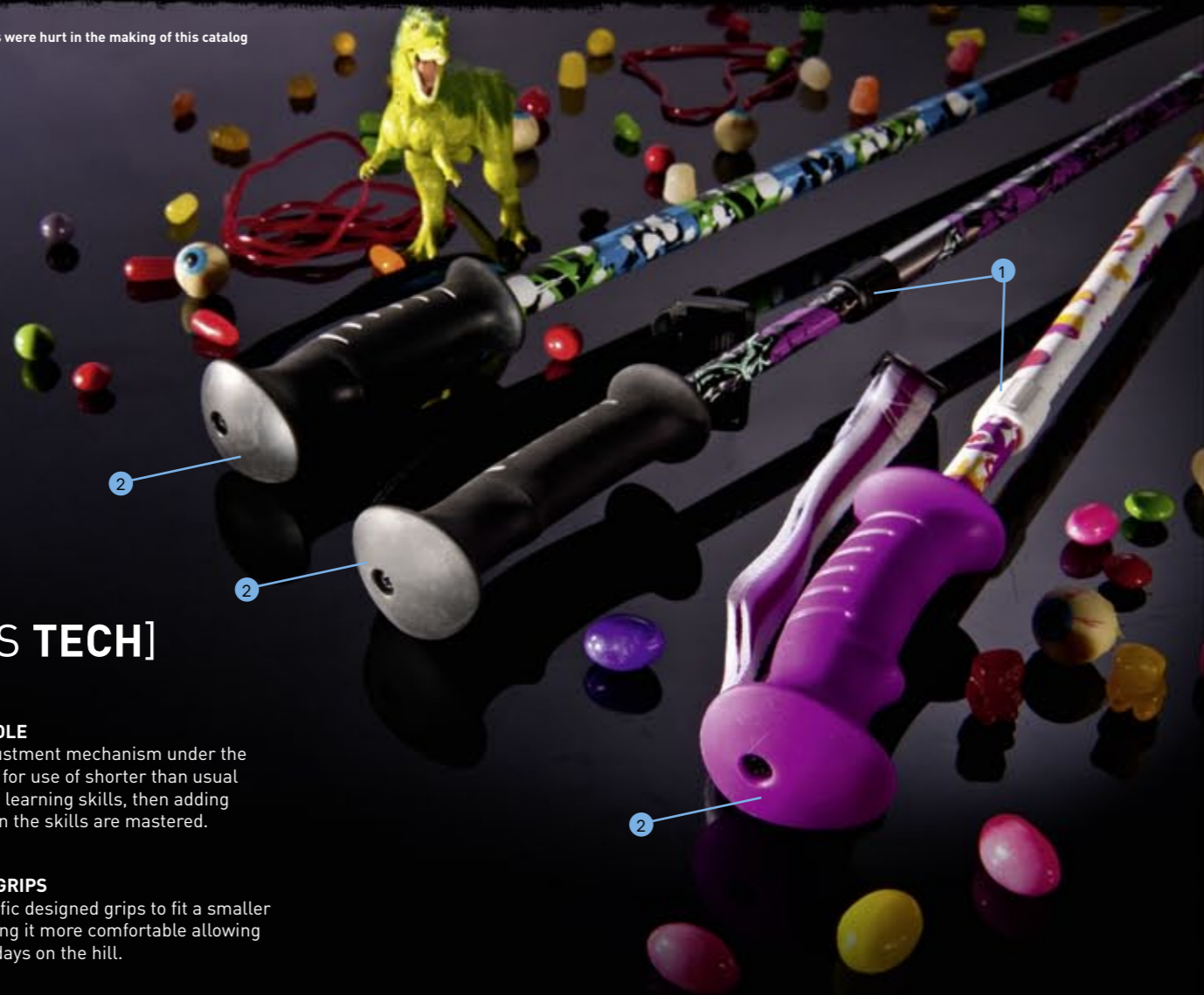
## [GROMS TECH]

- 1 **SPROUT POLE**  
A twist adjustment mechanism under the grip allows for use of shorter than usual poles when learning skills, then adding length when the skills are mastered.
- 2 **SMALLER GRIPS**  
Youth specific designed grips to fit a smaller hand, making it more comfortable allowing for longer days on the hill.

## [GROMS CONSTRUCTION]



**Aluminum**  
The High-strength 7075 and 6061 aircraft aluminum creates a seamless tubing shaft for a durable alternative to our composite shaft



### BOYS SPROUT

The Sprout is the pole that grows with your child so it will last more than one season. Available in boys and girls color ways, there isn't a better junior pole.  
**FEATURES:** Aluminum shaft, rubber grip, hard-snow baskets  
**SIZES:** 75-105cm Adjustable  
**COLOR:** Silver, White

### GIRLS SPROUT

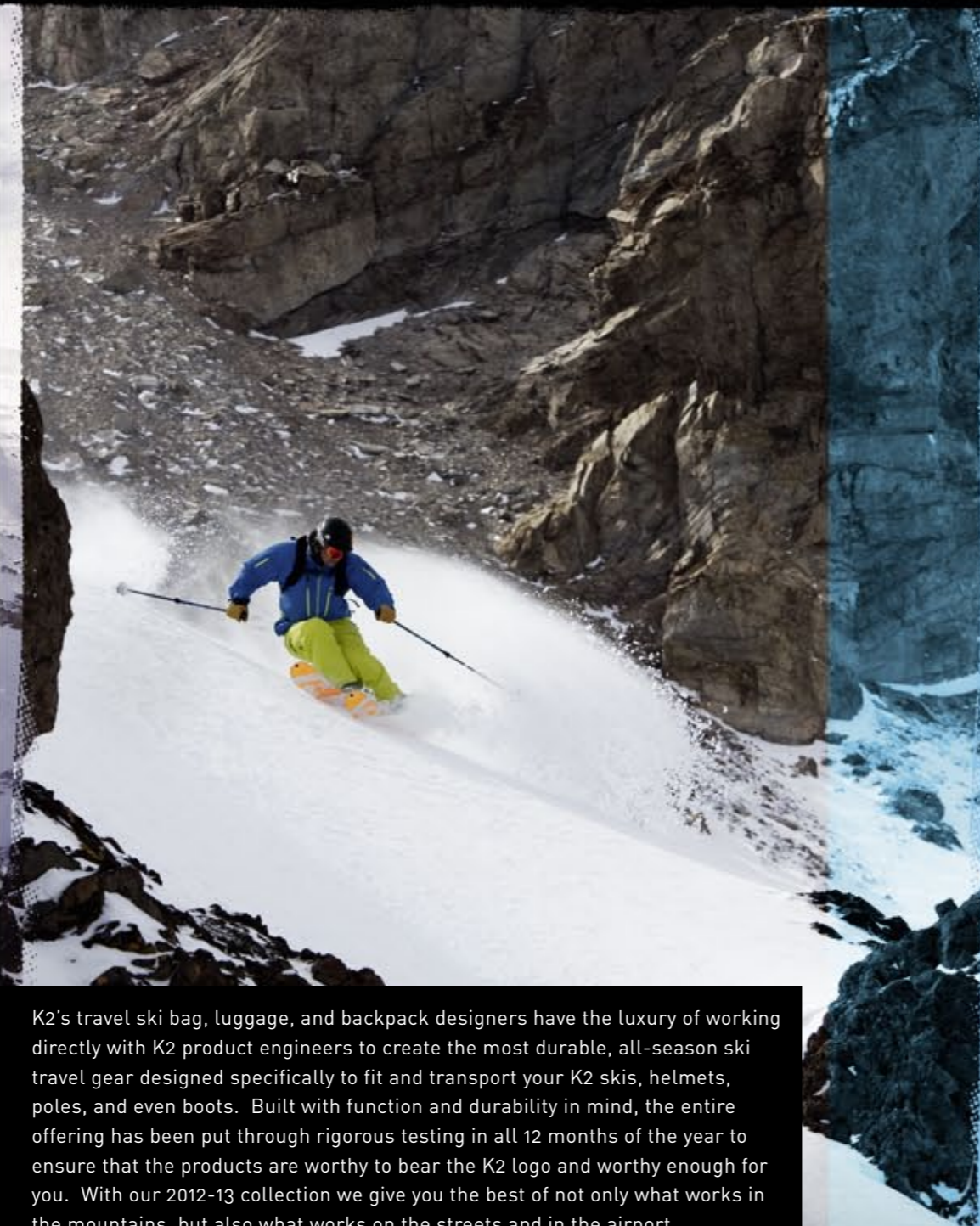
### DECOY

The Decoy is a kids specific pole styled to look like a Factory Team model. This light aluminum pole has a balanced swing weight for the growing child.  
**FEATURES:** 6061 aluminum shaft, rubber grip, hard-snow baskets  
**SIZES:** 75, 80, 85, 90, 95, 100, 105cm  
**COLOR:** Black

### CHARM

Little girls will love the light weight Charm. It's cute graphics and lightweight aluminum shaft will make it something they won't let go of.  
**FEATURES:** 6061 aluminum shaft, rubber grip, hard-snow baskets  
**SIZES:** 75, 80, 85, 90, 95, 100, 105cm  
**COLOR:** Pink

# PACKS and BAGS



K2's travel ski bag, luggage, and backpack designers have the luxury of working directly with K2 product engineers to create the most durable, all-season ski travel gear designed specifically to fit and transport your K2 skis, helmets, poles, and even boots. Built with function and durability in mind, the entire offering has been put through rigorous testing in all 12 months of the year to ensure that the products are worthy to bear the K2 logo and worthy enough for you. With our 2012-13 collection we give you the best of not only what works in the mountains, but also what works on the streets and in the airport.



## PACK FEATURES

-  INSULATED HYDRATION SLEEVE
-  FLEECE LINED GOGGLE STORAGE
-  PROBE SLEEVE
-  DURABLE SHOVEL COMPARTMENT
-  3 CARRYING OPTIONS FOR SKIS
-  SNOWBOARD COMPATIBLE





# PACKS and BAGS



## PACK TECH

**SHOULDER/HIP LOAD LIFTER**  
These lifters are designed to easily adjust and tighten the load of the pack to the user's back or hips.

**MOLDED BACK PANEL**  
An ergonomic EVA back panel is designed to allow airflow, provide support, and keep you comfortable.

**3-WAY SKI MOUNTING**  
This "A" Frame mounting system allows for central ski mounting, left side mounting and right side mounting. Detachable upper strap allows securing of skis in an "A" frame position.



## HYAK PACK <sup>New</sup> 15L



*BackSide Hyak Kit comes equipped with the Avalanche Probe Carbon 230 and the K2 Speed Shovel.*

**Colors [2]:** Black, *BackSide (Kit only)*  
The Hyak Pack is designed to carry your K2 shovel and probe, an extra pair of goggles, and any other important items needed on your adventure. This 15 liter pack is light, durable and packed with the features you need to explore in and outside of the resort.



## PILCHUCK PACK 11L



*BackSide Pilchuck Kit comes equipped with the Avalanche Probe Carbon 230 and the K2 Speed Shovel.*

**Colors [2]:** Black, *BackSide (Kit only)*  
The low-profile Pilchuck Pack is ideal for Resort and Sidecountry skiing. While this pack is slim, it will carry your skis while packing the essentials; probe, shovel and hydration system.





**PACKS and BAGS**



Smoke

Black

## DELUXE BOOT HELMET BAG 40L

**COLORS (2):** Black, Smoke / DIM: 24cm x 34cm x 45cm

Guaranteeing your boots and helmet arrive safely at your destination is paramount to a ski vacation. Which is why we have built the carry-on ready Deluxe Boot and Helmet bag that can be worn like a backpack to make sure you arrive with your most essential equipment.



## BOOT HELMET BAG 29L

**COLORS (3):** Black, Smoke, Green / DIM: 35.5cm x 23cm x 38cm

Smart skiers carry-on their boots and helmet and this is the one bag to do it with. It's padded and designed to ensure your precious gear makes it to your final destination with no damage and a lot of style.



Black

Smoke

Green



Black



Black

## COMMUTER PACK 23L

**COLOR (1):** Black

The Commuter Bag raises the bar and is a must-have for frequent travellers. This TSA approved pack has a fold down back panel that allows you to pass through security without taking your computer out of the pack. A fleece lined top pocket conveniently carries your sunglasses, and has extra slotted storage for your audio player, camera, or any other valuables you want to keep close at hand.

## MOUNTAIN ROLLER 107L

**COLOR (1):** Black / DIM: 75cm x 40cm x 44cm

The Mountain Roller is the one stop shop for your travel needs. Large multi compartments pack away all of your gear and wheels make this an easy transport regardless of your destination.





## PACKS and BAGS



Black

Adjustable



### ALLSKI ROLLER BAG 140L

180cm + 20cm Adjustment

**COLOR (1):** Black

Road tested and trusted by K2 athletes and staff, the Allski Roller is the go-to bag for hauling all your gear including two pairs of skis, boots and more while picking up extra style points in the airport.



Smoke



### ALLSKI ROLLER LITE BAG 97L

180cm

**COLORS (2):** Black, Smoke

The Allski Roller Lite Bag makes ski travel, especially lugging heavy gear through the airport, easy. This roller will fit two pair of skis, poles, boots and your ski clothing with room for more, making it the only ski bag you will ever need.



Green

Adjustable



### DELUXE DOUBLE BAG 76L

180cm +20cm Adjustment

**COLOR (3):** Black, Green, Smoke

This durable bag has been tested time and time again and has always returned unscathed. It will fit two sets of skis, poles and is easy to carry thanks to a beefy shoulder-strap.



Black

Adjustable



### DELUXE SINGLE BAG 68L

180cm +20cm Adjustment

**COLORS (2):** Black, Smoke

For many the Deluxe Single is the perfect size to travel light and efficiently in the air or by land. An integrated shoulder strap makes it easy to move your skis, poles and layers from place to place.



Smoke



### SIMPLE SKI BAG 61L

175cm, 195cm

**COLORS (2):** Black, Smoke

Similar in features to the Deluxe Single, the Simple Ski Bag is the fixed length bag option that comfortably carries a pair of skis, poles, and extra layers.



Smoke



### SIMPLE SKI SLEEVE 60L

175cm, 195cm

**COLOR (1):** Smoke

The easiest way to travel with one pair of skis and poles. The Sleeve offers protection for one of life's most important possessions, your K2 skis.







# ACCESORIES

HOODIES, TEES, CAPS

Tyler's new K2 SKIRT t-shirt is the only thing that can even come close to replicating the feel of his beloved kitten "Mr. SnowMuffins" pressed close to his skin. K2 Accessories: "Just Like Wearing Kittens." But, you know, in that PETA approved way.



**Logo Pullover**  
 Size: S-XL  
 Colors: Red, Charcoal Heather, Navy  
 Material: 80/20 280g



**Stay Klassy Seattle full zip hoodie**  
 Size: S-XL  
 Colors: Grey  
 Material: 80/20 body 70/30 arms



**Coach Windbreaker Jacket**  
 Size: S-XL  
 Colors: Black  
 Material: 100% nylon



**Mason Flannel**  
 Size: S-XL  
 Colors: Blue  
 Material: 100% cotton



**Rainier Full Zip Hood**  
 Size: S-XL  
 Colors: Charcoal Heather, Red  
 Material: 100% cotton



**Logo Full Zip Hoodie**  
 Size: S-XL  
 Colors: Army, Black, Royal  
 Material: 80/20 280g



**Last Chair Pullover Hood**  
 Size: S-XL  
 Colors: Blue Heather, Black  
 Material: 80/20 280g



**Sight SS slim tee**  
 Size: S-XL  
 Colors: Black  
 Material: 100% cotton



**Technology SS slim tee**  
 Size: S-XL  
 Colors: Navy  
 Material: 100% cotton



**American Classic SS slim tee**  
 Size: S-XL  
 Colors: White  
 Material: 100% cotton



**Vashon SS slim tee**  
Size: S-XL  
Colors: Light Grey  
Material: 100% cotton



**Retallack SS slim tee**  
Size: S-XL  
Colors: Red  
Material: 100% cotton



**CMYK SS tee**  
Size: S-XL  
Colors: Athletic Heather  
Material: 100% cotton



**Triangle Logo SS tee**  
Size: S-XL  
Colors: Lime, Black, White  
Material: 100% cotton



**Runs Tee**  
Size: S-XL  
Colors: White  
Material: 100% cotton



**Logo Tee**  
Size: S-XL  
Colors: Black  
Material: 100% cotton



**Bird Tee**  
Size: S-XL  
Colors: Turquoise  
Material: 100% cotton



**Pyramid Tee**  
Size: S-XL  
Colors: White  
Material: 100% cotton



**Zoom Zoom SS slim tee**  
Size: S-XL  
Colors: Heather Grey  
Material: 100% cotton



**Spray Tee SS tee**  
Size: S-XL  
Colors: Mustard  
Material: 100% cotton



**Bombs Tee SS slim tee**  
Size: S-XL  
Colors: Light Olive  
Material: 100% cotton



**Scarf SS slim tee**  
Size: S-XL  
Colors: Black  
Material: 100% cotton



**Mogul: ss tee**  
Size: S-XL  
Colors: Black  
Material: 100% cotton



**EST. 1962**  
Size: S-XL  
Colors: Mustard  
Material: 100% cotton



**K2 Corp Slim**  
Size: S-XL  
Colors: Cream  
Material: 65% polyester 35% cotton



**Nicely Waxed**  
Size: S-XL  
Colors: Black  
Material: 100% cotton



**Women's Plant Life pullover hoodie**  
 Size: S-XL  
 Colors: Black  
 Material: 100% cotton



**Women's Watercolor full zip hoodie**  
 Size: S-XL  
 Colors: Turquoise Heather  
 Material: 100% cotton



**SideKick full zip hoodie**  
 Size: S-XL  
 Colors: Black with Purple Satin hood lining  
 Material: 100% cotton



**Women's Solar v neck SS tee**  
 Size: S-XL  
 Colors: Black  
 Material: 100% cotton



**Women's Diamonds SS tee**  
 Size: S-XL  
 Colors: Pink  
 Material: 100% cotton



**Women's Dot v neck SS tee**  
 Size: S-XL  
 Colors: Black  
 Material: 100% cotton



**Women's Owl SS tee**  
 Size: S-XL  
 Colors: Purple  
 Material: 100% cotton



**Snowflake L/S thermal hoodie**  
 Size: S-XL  
 Colors: White  
 Material: 100% cotton



**Girls Doodles Groms pull over hoodie**  
 Size: S-XL  
 Colors: Powder Blue  
 Material: 100% cotton



**Boys Groms pull over hoodie**  
 Size: S-XL  
 Colors: Black  
 Material: 100% cotton



**Girls Mountain Groms SS tee**  
 Size: S-XL  
 Colors: Powder Blue  
 Material: 100% cotton



**Boys Rip SS tee**  
 Size: S-XL  
 Colors: White  
 Material: 100% cotton

## GROMS GEAR

## CAPS

**Big Al Trucker Cap**  
 Size: One size fits most  
 Colors: Black  
 Material: a/w span, mesh



**Branded Logo Flex Fit**  
 Size: S/M, L/XL  
 Colors: Black, White  
 Material: a/w span



**Vashon Trucker Cap**  
 Size: One size fits most  
 Colors: Black  
 Material: a/w span, mesh



**Logo Adjustable**  
 Size: One size fits most-snapback  
 Colors: Black, Red  
 Material: a/w span



## 2012/2013 RENTAL OFFERING



### 75D TOP MATERIAL

Thicker and More Durable Top-Sheet. The top material on all of our rental skis is made with a 75D top material designed specifically to withstand cuts and scrapes. This is a thicker top material than production models for added protection in our rental skis.



### RENTAL EDGE

Thicker Edges for Longer Ski Life. Our rental skis come with 30% wider edges. The thickened edges make the skis more durable to abuse and enable the skis to be turned more often than our production models for a longer ski life.



### TIP PROTECTOR

More Durability Where its Needed Most. All rental models come equipped with a tip protector. The addition of the tip protector keeps the ski tip looking great and avoiding chunking or slicing into the top material in this damage prone area. The tip protector also acts as a bumper to ensure the tip stays protected if the ski strikes anything head-on.



### RENTAL BASE MATERIAL

Thicker and Super Durable. The rental models come with a thicker base material that enables more regular tuning and will be less likely to puncture. A thicker base means more protection and a longer life.



### BUILT-IN BAR CODE

Ease of Tracking. Keep track of your inventory and keep the rental shop running smoothly with easy check in and check out using our built-in bar codes.

## 2012/2013 RENTAL HELMET AND POLES



### PHASE RENTAL

**CONSTRUCTION:** Hard Shell  
**FEATURES:** Active Matrix Ventilation, K2dialed Fit System, washable Full-Wrap Liner System with Anti Microbial Treatment, K2 Rental

**SIZES:** XS (48-51cm), Small (51-55cm), Med (55-59cm), L/XL (59-62cm)  
**COLOR:** Black (color coded strap per size)

**WEIGHT:** 490g



113/85/104

### PRESS DX

#### MOD JIB ROCKER™

#### PERFORMANCE :

All-Mountain: 40%, Park: 60%

**SIZES:** 159, 169, 179

**CONSTRUCTION:** Triaxial Braid, Cap, Aspen Core

**RADIUS:** 23m @ 179cm

**BINDING OOPTIONS:** Flat / M3 10.0 Demo

**FEATURES:** Rental Tip Protector, Rental Top, Rental Steel, Rental Base



## EU SPEED RENTAL

**SIZES :** 110, 115, 120, 125, 130, 135cm

**FEATURES :** 16mm Composite Shaft, Rental Ferrule, Fixed length webbing, Hard Snow Baskets

## JUNIOR RENTAL

**JUNIOR SIZES :** 75, 80, 85, 90, 95, 100, 105 cm

**FEATURES :** 16mm Composite Shaft, Rental Ferrule, Fixed length webbing, Hard Snow Baskets



## SPROUT RENTAL

**JUNIOR SIZES :** 75 - 105cm Adjustable

**FEATURES :** 6061 Aluminum shaft, Rubber Grip, Hard-Snow Baskets

EU Speed Rental

Junior Rental

Sprout Rental



Press DX



ROCKER/CAMBER PROFILES FOR EVERY CONDITION

The biggest advancements in technology come in the form of Baseline Technology, the combination of rocker and camber on our All-Mountain skis. The ease of turn initiation combined with the strong secure hold on groomed snow makes it an ideal choice for nearly the entire line.

## 2012/2013 RENTAL SKIS



A.M.P. RX Super RX

120/76/104

### A.M.P. RX

#### MOD ALL-TERRAIN ROCKER™

**PERFORMANCE:** Piste: 70% / Off Piste: 30%

**SIZES:** 146, 153, 160, 167, 174

**CONSTRUCTION:** Triaxial Braid, Cap, Fir/Aspen Core

**RADIUS:** 17m @ 174cm

**BINDING OPTIONS:** M3 10.0 Demo

**FEATURES:** MOD Monic, MOD Technology, Rental Tip Protector, Rental Top, Rental Steel, Rental Base



120/76/104

### SUPER RX

#### MOD ALL-TERRAIN ROCKER™

**PERFORMANCE:** Piste: 70% / Off Piste: 30%

**SIZES:** 139, 146, 153, 160

**CONSTRUCTION:** Triaxial Braid, Cap

Aspen/Paulownia/Bamboo - BioFlex1 Core

**RADIUS:** 14m @ 160cm

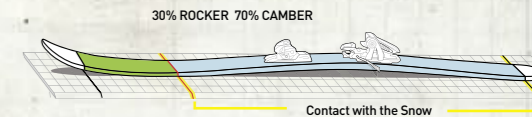
**BINDING OPTIONS:** ER3 10.0 Demo

**FEATURES:** MOD Monic, MOD Technology, Rental Tip Protector, Rental Top, Rental Steel, Rental Base



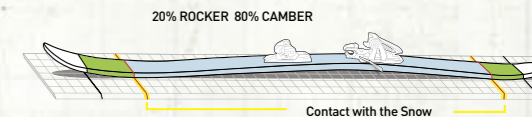
### All-Terrain Rocker™

Designed for all snow conditions. Features an elevated tip for added performance in variable or soft snow and easier turn initiation, as well as camber underfoot for power, energy, and edge-hold in firm conditions.



### Catch-Free Rocker™

Designed for developing skiers. This elevated tip and tail assures effortless turn initiation at slow speeds, stability throughout the turn, and ease of release for added confidence and control.



112/70/97

### STRIKE

#### MOD CATCH-FREE ROCKER™

**PERFORMANCE:** Piste: 80% / Off Piste: 20%

**SIZES:** 124, 136, 146, 153, 160, 167, 174, 181

**CONSTRUCTION:** Torsion Box, Cap, Aspen Core

**RADIUS:** 16m @ 167cm

**BINDING OPTIONS:** FasTrack3 10.0

**FEATURES:** MOD Technology, Rental Tip Protector, Rental Top, Rental Steel, Rental Base



95/70/91

### STRIKE JR.

#### MOD CATCH-FREE ROCKER™

**PERFORMANCE:** Piste: 80% / Off Piste: 20%

**SIZES:** 76, 88, 100, 112, 124, 136

**CONSTRUCTION:** Torsion Box, Cap, Composite Core

**RADIUS:** 8m @ 112cm

**BINDING OPTIONS:** FasTrack2 4.5 & 7.0

**FEATURES:** Rental Tip Protector, Rental Top



Strike Strike Jr.

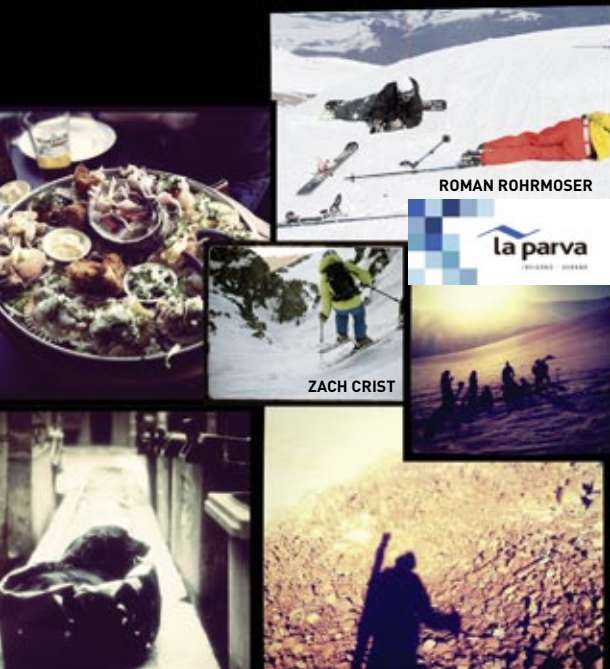


BIG AL O'BRIEN

REGGIE CRIST

## CHILEAN ENDLESS WINTER

When the dog days of summer strike and cold weather seems like a distant memory, the K2 Factory and BackSide Teams pack their ski bags, migrate south and follow winter in search of powder snow, bluebird skies and iced piscicola. Below the equator lies a magical place called Chile, where La Parva ski resort awaits with some of the most beautiful and rugged ski terrain in South America. Situated high in the Andes Mountains, La Parva plays gracious host to the K2 athletes and staff while new skis are tested and photos are collected for the catalog you hold in your hands. Without the help and hospitality of Rodrigo and his crew at La Parva, the quest for the endless winter couldn't have been accomplished. To our Chilean amigos- ¡Muchas gracias, y hasta pronto!



ROMAN ROHRMOSER

la parva  
RESORT CHILE

ZACH CRIST

## K2 GOGGLE MATRIX 2012/2013

### MEN'S FRAMES



### PHOTOKINETIC *New*

**FRAME COLORS:** Gloss Black, Orange, Matte Black, Silver  
**LENS OPTIONS:** Octic Mirror & Tripic Mirror  
**COATING:** Ri-Pel  
**FOAM:** 11mm 2-layer fleece lined  
**STRAP:** 3D Woven



### PHOTOPHASE *New*

**FRAME COLORS:** Gloss Black, Blue, Silver, Matte Black  
**LENS OPTIONS:** Tripic Mirror & Biopic  
**COATING:** Ri-Pel  
**FOAM:** 11mm 2-layer fleece lined  
**STRAP:** Sublimated



### PHOTOMETRIC *New*

**FRAME COLORS:** Gloss Black, Gloss White, Matte Black  
**LENS OPTIONS:** Octic Mirror, Tripic Mirror, & Biopic  
**FOAM:** 11mm 1-layer fleece lined  
**STRAP:** Sublimated

### WOMEN'S FRAMES



### CAPTURA *New*

**FRAME COLORS:** Gloss Black, Gloss White  
**LENS OPTIONS:** Octic Mirror & Tripic Mirror  
**COATING:** Ri-Pel  
**FOAM:** 11mm 2-layer fleece lined  
**STRAP:** 3D Woven



### SIRA *New*

**FRAME COLORS:** Gloss Black, Gloss White, Silver  
**LENS OPTIONS:** Tripic Mirror & Biopic  
**COATING:** Ri-Pel  
**FOAM:** 11mm 2-layer fleece lined  
**STRAP:** Sublimated



# HELMET MATRIX 2012/2013



MODEL	CONSTRUCTION	VENTING	LINER	FIT SYSTEM	AUDIO	WEIGHT	SIZES	CERTIFICATION
DIVERSION	Hybrid	Dual Active Matrix	Full-Wrap	K2dialed Fit System	Level 3	430g	S (51-55), M (55-59), L/XL (59-62)	ASTM F2040 CE (EN1077:2007) *See label inside helmet for details.
RIVAL PRO	In-Mold	Passive Channel	Full-Wrap	K2dialed Fit System	Level 3	394g	S (51-55), M (55-59), L/XL (59-62)	
RIVAL BC	In-Mold	Passive Channel	Backcountry Beanie	K2dialed Fit System	-	375g	S (51-55), M (55-59), L/XL (59-62)	
RIVAL	In-Mold	Passive Channel	Full-Wrap	K2dialed Fit System	-	394g	S (51-55), M (55-59), L/XL (59-62)	
PHASE PRO	Hard Shell	Active Matrix	Full-Wrap	K2dialed Fit System	Level 2	490g	S (51-55), M (55-59), L/XL (59-62)	
PHASE TEAM	Hard Shell	Active Matrix	Team Beanie	K2dialed Fit System	-	450g	S (51-55), M (55-59), L/XL (59-62)	
PHASE	Hard Shell	Active Matrix	Full-Wrap	K2dialed Fit System	-	490g	S (51-55), M (55-59), L/XL (59-62)	
RANT PRO	Hard Shell	Passive Channel	Full-Wrap	Snap-Strap Fit System	Level 1	530g	S (51-55), M (55-59), L/XL (58-61)	
RANT	Hard Shell	Passive Channel	Full-Wrap	Snap-Strap Fit System	-	530g	S (51-55), M (55-59), L/XL (58-61)	
VIRTUE	Hybrid	Dual Active Matrix	Full-Wrap	K2dialed Fit System	Level 3	430g	S (51-55), M (55-59)	
ALLY PRO	In-Mold	Passive Channel	Full-Wrap	K2dialed Fit System	Level 3	394g	XS(48-51cm), S (51-55), M (55-59)	
EMPHASIS	Hard Shell	Active Matrix	Full-Wrap	K2dialed Fit System	Level 2	490g	S (51-55), M (55-59)	
ILLUSION	In-Mold	Passive Channel	Full-Wrap	K2dialed Fit System	-	368g	XS (48-51), S (51-55)	
ENTITY	Hard Shell	Passive Channel	Full-Wrap	K2dialed Fit System	-	480g	XS (48-51), S (51-55)	
PHASE RENTAL	Hard Shell	Active Matrix	Anti Microbial Full-Wrap	K2dialed Fit System	-	490g	XS(48-51cm), S (51-55), M (55-59), L/XL (58-62)	

# POLE MATRIX 2012/2013



MODEL	SHAFT CONSTRUCTION	GRIP	STRAP	BASKET	SIZES	COLOR
TRIAx	14mm - Carbon Triax	Chrome / Dual Injection	In-Grip Adjustable	Powder, Hard Snow	110, 115, 120, 125, 130, 135cm	Yellow, Black
EXO	16mm - Exo 10 Carbon	Dual Injection	In-Grip Adjustable	Hard Snow	110, 115, 120, 125, 130, 135cm	Charcoal, Blue
COMP	16mm - Composite	Dual Injection	Webbing with Buckle	Hard Snow	110, 115, 120, 125, 130, 135cm	Black, Lime, White
AUTOMATIC	18mm - 6000 Aluminum	Single Injection	Webbing with Buckle	Hard Snow	110, 115, 120, 125, 130, 135cm	Black, Red
HIGHSTYLE	14mm - Carbon Triax	Chrome / Dual Injection	In-Grip Adjustable	Hard Snow, Powder	100, 105, 110, 115, 120, 125cm	Black, White
WILDSTYLE	16mm - Exo 10 Carbon	Dual Injection	In-Grip Adjustable	Hard Snow	100, 105, 110, 115, 120, 125cm	Black, White
SLOPESTYLE	16mm - Composite	Dual Injection	Webbing with Buckle	Hard Snow	100, 105, 110, 115, 120, 125cm	Black, Silver
CHICSTYLE	16mm - 6000 Aluminum	Single Injection	Webbing with Buckle	Hard Snow	100, 105, 110, 115, 120, 125cm	Black, White
UTILITY POLE	14mm - Carbon Triax	Chrome / Dual Injection	In-Grip Adjustable	Powder Basket, Team Basket	100, 105, 110, 115, 120, 125, 130cm	-
PARTY POLE	16mm - 7075 Aluminum Adjustable	Dual Injection	Velcro Closure	Team Basket	100 - 130cm Adjustable	Orange
BARBER POLE	16mm Composite	Dual Injection	Velcro Closure	Team Basket	100, 105, 110, 115, 120, 125, 130cm	Red, White, Blue
FISHING POLE	18mm - 6000 Aluminum	Dual Injection	Velcro Closure	Team Basket	95, 100, 105, 110, 115, 120, 125cm	Blue
BOYS SPROUT	14mm - 6000 Aluminum Adjustable	Single Injection	Webbing with Buckle	Team Basket	75 - 105cm Adjustable	Silver
GIRLS SPROUT	14mm - 6000 Aluminum Adjustable	Single Injection	Webbing with Buckle	Flower Basket	75 - 105cm Adjustable	White
DECOY	16mm - 6000 Aluminum	Single Injection	Fixed Length Webbing	Team Basket	75, 80, 85, 90, 95, 100, 105cm	Black
CHARM	16mm - 6000 Aluminum	Single Injection	Fixed Length Webbing	Flower Basket	75, 80, 85, 90, 95, 100, 105cm	Pink

MODEL	SHAFT CONSTRUCTION	GRIP	STRAP	BASKET	SIZES	FEATURES
SPEED LINK POLE	16mm - 7075 Aluminum Adjustable	Dual Injection	3D Sewn Strap with Buckle	Removable Powder	110 - 135cm Adjustable	Speedlink Locking Mechanism, Snow Depth Ruler, No-Slip Rubberized Handle Segment
LOCKJAW CARBON/CARBON PROBE	14mm - Carbon Triax	Light Weight Adventure Grip	3D Laminate Strap with Buckle	Alu/Overmold Web Powder Basket	105 - 145cm, Adjustable	Inclinometer, Probe, Depth Ruler
LOCKJAW CARBON/ALU PROBE	16mm - Carbon Triax / 7075 Aluminum	Dual Injection	3D Laminate Strap with Buckle	Removable Powder	105 - 145cm Adjustable	Inclinometer, Depth Ruler, Probe
BACKSIDE CARBON	14mm - Carbon Triax	Dual Injection	3D Sewn Strap with Buckle	Removable Powder	110, 115, 120, 125, 130, 135cm	Printed Inclinometer, Depth Ruler
LOCKJAW ALU	16mm - 7075 Aluminum	Dual Injection	3D Sewn Strap with Buckle	Removable Powder	95 - 145cm Adjustable	Depth Ruler

EU SPEED RENTAL	16mm - Composite	Single Injection	Fixed Length Webbing	Hard Snow	110, 115, 120, 125, 130, 135cm	16mm Composite Shaft, Rental Ferrule, Fixed length webbing, hard Snow Baskets
JUNIOR RENTAL	16mm - Composite	Single Injection	Fixed Length Webbing	Hard Snow	75, 80, 85, 90, 95, 100, 105cm	16mm Composite Shaft, Rental Ferrule, Fixed length webbing, hard Snow Baskets
SPROUT RENTAL	14/12mm 6061 Aluminum Adjustable	Single Injection	Webbing with Buckle	Hard Snow	75 - 105cm Adjustable	6061 Aluminum shaft, Rubber Grip, Hard-Snow Baskets

**MEN'S SKI MATRIX 2012/2013**

MODEL	DIMENSIONS	ROCKER	CONDITION	SIZES	RADIUS	BINDING	CONSTRUCTION	FEATURES
<b>MEN'S A.M.P. SERIES - ALL-MOUNTAIN PERFORMANCE</b>								
BOLT	125/72/99	Speed Rocker™	Piste: 80% Off Piste: 20%	172, 179, 186	18m @ 179cm	Marker K2/MX 14.0	Metal Laminate, Hybritech Sidewall Fir Core	ROX Technology, Carbon Web, MOD Monic
CHARGER	122/74/106		Piste: 70% Off Piste: 30%	165, 172, 179, 186	16m @ 172cm	Marker K2/MX 12.0	Metal Laminate, Hybritech Sidewall Aspen/Paulownia Core	ROX Technology, Carbon Web, MOD Monic
VELOCITY	121/72/106		Piste: 80% Off Piste: 20%	165, 172, 179	15m @ 172cm	Marker K2/M3 11.0	Triaxial Braid, Hybritech Sidewall Fir/Aspen Core	ROX Technology, Carbon Web, MOD Monic
AFTERSHOCK	130/86/114	All-Terrain Rocker™	Piste: 30% Off Piste: 70%	167, 174, 181	17m @ 174cm	Marker K2/MX 14.0	Metal Laminate, Hybritech Sidewall Aspen/Paulownia Core	Progressive Sidecut, MOD Technology, MOD Monic
RICTOR	127/80/109		Piste: 50% Off Piste: 50%	160, 167, 174, 181	16m @ 174cm	Marker K2/MX 12.0	Metal Laminate, Hybritech Sidewall Aspen/Paulownia Core	Progressive Sidecut, MOD Technology, MOD Monic
IMPACT	127/80/109		Piste: 60% Off Piste: 40%	153, 160, 167, 174	16m @ 174cm	Marker K2/M3 11.0	Triaxial Braid, Hybritech Sidewall Fir/Aspen Core	Carbon Web, Progressive Sidecut, MOD Technology, MOD Monic
PHOTON	120/76/104	Catch Free Rocker™	Piste: 70% Off Piste: 30%	153, 160, 167, 174	17m @ 174cm	Marker K2/M3 10.0	Triaxial Braid, Cap, Fir/Aspen Core	Glass Web, MOD Technology, MOD Monic
FORCE	118/74/103		Piste: 75% Off Piste: 25%	146, 153, 160, 167, 174	17m @ 174cm	Marker K2/M3 10.0	Torsion Box/PU, Cap, Composite Core	Glass Web, MOD Technology, MOD Monic
STINGER	119/72/103		Piste: 80% Off Piste: 20%	146, 153, 160, 167, 174	16m @ 174cm	Marker K2/M2 10.0	Torsion Box/PU, Cap, Composite Core	Glass Web, MOD Technology

BACKSIDE SERIES				WEIGHT (G)				
PON200N	159: 153/128/118 169: 155/130/120 179: 157/132/122 189: 159/134/124	Powder Rocker™	Powder: 90% Variable: 10%	159, 169, 179, 189	30m @ 179cm	2400g @ 179cm	Triaxial Braid, Cap, Fir/Aspen Core	Powder Tip, Progressive Sidecut, Tip and Tail Holes-Hardware
DARKSIDE	156/128/144		Powder: 80% Variable: 20%	174, 181, 188	27m @ 181cm	2290g @ 181cm	Triaxial Braid, Hybritech Sidewall, Aspen/Paulownia Core	Powder Tip, Progressive Sidecut, Tip and Tail Holes-Hardware, Pre-Cut Skins Available
SIDSETH	147/118/135		Powder: 75% Variable: 25%	174, 181, 188	26m @ 181cm	2292g @ 181cm	Hybritech Sidewall, Fir/Aspen/Maple Core	Powder Tip, Progressive Sidecut, Tip and Tail Holes-Hardware, Pre-Cut Skins Available
SIDESTASH	139/108/127	All-Terrain Rocker™	Powder: 70% Variable: 30%	167, 174, 181, 188	25m @ 181cm	2170g @ 181cm	Metal Laminate, Hybritech Sidewall, Aspen/Paulownia/Maple Core	Powder Tip, Progressive Sidecut, Tip and Tail Holes-Hardware, Pre-Cut Skins Available
HARDSIDE	131/98/119		Powder: 60% Variable: 40%	167, 174, 181, 188	23m @ 181cm	1980g @ 181cm	Metal Laminate, Hybritech Sidewall, Aspen/Paulownia/Maple Core	Powder Tip, Progressive Sidecut, Tip and Tail Holes-Hardware, Pre-Cut Skins Available
SIDESHOW	132/90/115		Powder: 50% Variable: 50%	167, 174, 181, 188	20m @ 181cm	1900g @ 181cm	Metal Laminate, Hybritech Sidewall, Aspen/Paulownia/Maple Core	Progressive Sidecut, Tip and Tail Holes-Hardware, Pre-Cut Skins Available
BACKDROP	142/112/131	Speed Rocker™	Powder: 60% Variable: 40%	174, 181	23m @ 174cm	1820g @ 174cm	Triaxial Braid, Cap, Aspen/Paulownia/Maple Core	Powder Tip, SnoPhobic Topsheet, Carbon Web, Tip and Tail Holes-Hardware
COOMBACK	135/102/121		Powder: 50% Variable: 50%	167, 174, 181, 188	20m @ 167cm	1720g @ 167cm	Triaxial Braid, Cap, Fir/Aspen/Maple Core	Powder Tip, SnoPhobic Topsheet, Carbon Web, Tip and Tail Holes-Hardware, Pre-Cut Skins Available
WAYBACK	124/88/108		Powder: 40% Variable: 60%	160, 167, 174, 181	20m @ 167cm	1440g @ 167cm	Torsion Box, Cap, Aspen/Paulownia/Bamboo Core	Powder Tip, Progressive Sidecut, SnoPhobic Topsheet, Carbon Web, Tip and Tail Holes-Hardware, Pre-Cut Skins Available
BACKUP	124/82/105	Speed Rocker™	Powder: 30% Variable: 70%	160, 167, 174, 181	17m @ 167cm	1520g @ 167cm	Metal Laminate, Cap, Paulownia Core	Progressive Sidecut, SnoPhobic Topsheet, Tip and Tail Holes-Hardware, Pre-Cut Skins Available
BACKLITE	118/74/103		Powder: 20% Variable: 80%	153, 160, 167, 174	16m @ 167cm	1150g @ 167cm	Torsion Box, Cap, Paulownia Core	SnoPhobic Topsheet, Carbon Web, Tip and Tail Holes-Hardware, Pre-Cut Skins Available
BACKOUT	114/72/99		Powder: 10% Variable: 90%	146, 153, 160, 167, 174	17m @ 167cm	1258g @ 167cm	Torsion Box, Cap, Aspen/Paulownia Core	Tip and Tail Holes-Hardware

FACTORY TEAM SERIES								
HELLBENT	160/132/151	Powder Rocker™ Tip/Tail	Powder: 66% Park: 10%	169, 179, 189	22m @ 179cm	Flat	Twin Tech Sidewall, Triaxial Braid, Fir/Aspen Core	Powder Tip, Tip and Tail Holes-Hardware
PETTITOR	147/119/141		Powder: 80% Park: 20%	169, 179, 189	22m @ 179cm	Flat	Twin Tech Sidewall, Triaxial Braid, Fir/Aspen Core	Bi-Directional Sidecut, Progressive Sidecut, Tip and Tail Holes-Hardware
KUNG FUJAS	133/102/127	All-Terrain Rocker™ Tip/Tail	All-Mountain: 60% Park: 40%	169, 179, 189	19m @ 179cm	SchizoFrantic Griffon / Flat	Twin Tech Sidewall, Triaxial Braid, Aspen/Paulownia Core	Bi-Directional Sidecut, Powder Tip, Tip and Tail Holes-Hardware
IRON MAIDEN	121/90/115		All-Mountain: 50% Park: 50%	159, 164, 169, 174, 179	20m @ 179cm	SchizoFrantic Squire / Flat	ABSorb Twin Tech Sidewall, Triaxial Braid, Fir/Aspen Core	Bi-Directional Sidecut, Rivets
SIGHT	118/85/109		All-Mountain: 70% Park: 30%	149, 159, 169, 179	20m @ 179cm	Flat	Twin Tech Sidewall, Triaxial Braid, Aspen Core	Rivets
DOMAIN	115/90/115	Jib Rocker™ Tip/Tail	All-Mountain: 20% Park: 80%	159, 164, 169, 174, 179	21m @ 179cm	Flat	Twin Tech Sidewall, Triaxial Braid, Aspen Core	Symmetrical Sidecut, Park Specific Flex Pattern, Rivets
PRESS	113/85/104		All-Mountain: 40% Park: 60%	149, 159, 169, 179	20m @ 179cm	Flat / 10.0 Free	Triaxial Braid, Cap, Aspen Core	Park Specific Flex Pattern, Rivets



# WOMEN'S SKI MATRIX 2012/2013

MODEL	DIMENSIONS	ROCKER	CONDITION	SIZES	RADIUS	BINDING	CONSTRUCTION	FEATURES
<b>SUPER MODELS SERIES</b>								
SUPERBURNIN	121/72/106	Speed Rocker™	Piste: 70% Off Piste: 30%	146, 153, 160, 167	12m @ 160cm	Marker K2/ERS 11.0 TC	Metal Laminate, Hybritech Sidewall Aspen/Paulownia/Bamboo - BioFlex3	MOD Technology, MOD Monic
SUPERSTITIOUS	128/84/112	All-Terrain Rocker™	Piste: 30% Off Piste: 70%	146, 153, 160, 167	14m @ 160cm	Marker K2/ERS 11.0 TC	Metal Laminate, Hybritech Sidewall Aspen/Paulownia/Bamboo - BioFlex3	Progressive Sidecut, MOD Technology, MOD Monic
SUPERGLIDE	127/80/109		Piste: 40% Off Piste: 60%	146, 153, 160, 167	13m @ 160cm	Marker K2/ERS 11.0 TC	Triaxial Braid, Hybritech Sidewall Aspen/Paulownia/Bamboo - BioFlex2	MOD Technology, MOD Monic
SUPERFREE	120/76/104		Piste: 50% Off Piste: 50%	139, 146, 153, 160, 167	14m @ 160cm	Marker K2/ER3 10.0	Triaxial Braid, Hybritech Sidewall Aspen/Paulownia/Bamboo - BioFlex2	MOD Technology, MOD Monic
SUPERONE	121/72/106		Piste: 80% Off Piste: 20%	139, 146, 153, 160, 167	12m @ 160cm	Marker K2/ER3 10.0	Triaxial Braid, Hybritech Sidewall Aspen/Paulownia/Bamboo - BioFlex2	Glass Web, MOD Technology, MOD Monic
SUPERIFIC	120/76/104		Piste: 60% Off Piste: 40%	139, 146, 153, 160	14m @ 160cm	Marker K2/ER3 10.0	Triaxial Braid, Cap, Aspen/Paulownia/Bamboo - BioFlex1	MOD Technology, MOD Monic
SUPERSWEET	118/74/103	Catch Free Rocker™ Tip/Tail	Piste: 70% Off Piste: 30%	139, 146, 153, 160	14m @ 160cm	Marker K2/ER3 10.0	Torsion Box/PU, Cap, Composite Core	MOD Technology, MOD Monic
SUPERSMOOTH	119/72/103		Piste: 80% Off Piste: 20%	139, 146, 153, 160	13m @ 160cm	Marker K2/ERP 10.0	Torsion Box/PU, Cap, Composite Core	MOD Technology
<b>BACKSIDE SERIES</b>						<b>WEIGHT (G)</b>		
SIDEKICK	139/108/127	All-Terrain Rocker™	Powder: 70% Variable: 30%	153, 160, 167, 174	21m @ 167cm	1970g @ 167cm	Triaxial Braid, Hybritech Sidewall, Aspen/Paulownia/Bamboo - BioFlex3	Powder Tip, Progressive Sidecut, Tip and Tail Holes-Hardware, Pre-Cut Skins Available
BRIGHTSIDE	132/90/115		Powder: 50% Variable: 50%	153, 160, 167, 174	16m @ 167cm	1750g @ 167cm	Metal Laminate, Hybritech Sidewall, Aspen/Paulownia/Bamboo - BioFlex3	Progressive Sidecut, Tip and Tail Holes-Hardware, Pre-Cut Skins Available
GOTBACK	135/102/121		Powder: 50% Variable: 50%	146, 153, 160, 167, 174	18m @ 160cm	1650g @ 160cm	Triaxial Braid, Cap, Aspen/Paulownia/Bamboo - BioFlex2	Powder Tip, Progressive Sidecut, SnoPhobic Topsheet, Tip and Tail Holes-Hardware, Carbon Web, Pre-Cut Skins Available
TALKBACK	124/88/108		Powder: 40% Variable: 60%	153, 160, 167	18m @ 160cm	1400g @ 160cm	Torsion Box, Cap, Aspen/Paulownia/Bamboo - BioFlex2	Powder Tip, Progressive Sidecut, SnoPhobic Topsheet, Tip and Tail Holes-Hardware, Carbon Web, Pre-Cut Skins Available
SHE'SBACK	121/80/107	Speed Rocker™	Powder: 30% Variable: 70%	153, 160, 167	15m @ 160cm	1420g @ 160cm	Metal Laminate, Cap, Paulownia Core	SnoPhobic Topsheet, Tip and Tail Holes-Hardware
BACKTRACK	118/74/103		Powder: 10% Variable: 90%	153, 160, 167	14m @ 160cm	1100g @ 160cm	Torsion Box, Cap, Paulownia Core	SnoPhobic Topsheet, Tip and Tail Holes-Hardware, Carbon Web, Pre-Cut Skins Available
<b>FACTORY TEAM SERIES</b>								
MISSDIRECTED	146/117/134	Powder Rocker™ Tip All-Terrain Rocker™ Tail	Powder: 80% Park: 20%	159, 169, 179	17m @ 159cm	Flat	Twin Tech Sidewall, Triaxial Braid, BioFlex3 Core	Progressive Sidecut, Powder Tip, Tip and Tail Holes-Hardware
MISSBEHAVED	133/102/127	All-Terrain Rocker™ Tip/Tail	Powder: 70% Park: 30%	149, 159, 169	14m @ 159cm	Flat	Twin Tech Sidewall, Triaxial Braid, BioFlex3 Core	Bi-Directional Sidecut, Powder Tip, Tip and Tail Holes-Hardware
MISSDEMEANOR	121/90/115		All-Mountain: 50% Park: 50%	149, 159, 169	15m @ 159cm	Flat	ABSorb Twin Tech Sidewall, Triaxial Braid, BioFlex3 Core	Bi-Directional Sidecut, Rivets
MISSCONDUCT	118/85/109		All-Mountain: 60% Park: 40%	149, 159, 169	15m @ 159cm	Flat	Twin Tech Sidewall, Triaxial Braid, BioFlex2 Core	Rivets
<b>GROMS SERIES</b>								
BOLT JR.	104/68/88	Speed Rocker™	Piste: 80% Off Piste: 20%	134, 144, 154	16m @ 144cm	Flat / FasTrack2 7.0	Hybritech Sidewall, Triaxial Braid, Aspen Core	Wood Core
BAD APPLE	128/100/122	Powder Rocker™ Tip/Tail	Powder: 80% Park: 20%	139, 149	11m @ 139cm	Flat / 10.0 Free	Twin Tech Sidewall, Triaxial Braid, Aspen/Paulownia Core	Twin Tech, Powder Tip, Wood Core, Rivets
BAD SEED	113/85/104	All-Terrain Rocker™ Tip/Tail	All-Mountain: 50% Park: 50%	119, 129, 139, 149	12m @ 139cm	Flat / FasTrack2 7.0	Triaxial Braid, Cap, Aspen/Paulownia Core	Wood Core
JUVY	100/75/96		All-Mountain: 60% Park: 40%	109, 119, 129, 139, 149	12m @ 139cm	FasTrack2 4.5 & 7.0	Torsion Box, Cap, Aspen Core	Wood Core
MISSY	100/75/96		All-Mountain: 60% Park: 40%	109, 119, 129, 139, 149	12m @ 139cm	FasTrack2 4.5 & 7.0	Torsion Box, Cap, Aspen Core	Wood Core
INDY	103/70/91 - 76-112cm 105/72/93 - 124-136cm	Catch Free Rocker™ Tip/Tail	Piste: 80% Off Piste: 20%	76, 88, 100, 112, 124, 136	8m @ 112cm	Noodle System FasTrack2 4.5 & 7.0	Torsion Box/PU, Cap, Composite Core	Grom Approved Noodle Technology
LUV BUG	103/70/91 - 76-112cm 105/72/93 - 124-136cm		Piste: 80% Off Piste: 20%	76, 88, 100, 112, 124, 136	8m @ 112cm	Noodle System FasTrack2 4.5 & 7.0	Torsion Box/PU, Cap, Composite Core	Grom Approved Noodle Technology
<b>RENTAL SERIES</b>								
PRESS DX	113/85/104	Jib Rocker™	All-Mountain: 40% Park: 60%	159, 169, 179	23m @ 179cm	Flat / M3 10.0 Demo	Triaxial Braid, Cap, Aspen Core	Park Specific Flex Pattern, Rivets, Rental Edges, Rental Base and Top, Rental Tip Protector
A.M.P. RX	120/76/104	All-Terrain Rocker™ Tip/Tail	Piste: 70% Off Piste: 30%	146, 153, 160, 167, 174	17m @ 174cm	M3 10.0 Demo	Triaxial Braid, Cap, Fir/Aspen Core	MOD Monic, MOD Technologie, Rivets, Rental Edges, Rental Base and Top, Rental Tip Protector
SUPER RX	120/76/104		Piste: 70% Off Piste: 30%	139, 146, 153, 160	14m @ 160cm	ER3 10.0 Demo	Triaxial Braid, Cap, Aspen/Paulownia/Bamboo - BioFlex1	MOD Monic, MOD Technologie, Rivets, Rental Edges, Rental Base and Top, Rental Tip Protector
STRIKE	112/70/97	Catch Free Rocker™ Tip/Tail	Piste: 80% Off Piste: 20%	124, 136, 146, 153, 160, 167, 174, 181	16m @ 167cm	FasTrack3 10.0	Torsion Box, Cap, Aspen Core	MOD Technologie, Rivets, Rental Edges, Rental Base and Top, Rental Tip Protector
STRIKE JR.	95/70/91		Piste: 80% Off Piste: 20%	76, 88, 100, 112, 124, 136	8m @ 112cm	FasTrack2 4.5 & 7.0	Torsion Box, Cap, Composite Core	Rental Tip Protector, Rental Top