



15/16

Consumer  
Catalog



Toll Free in USA: (800) 670-8622  
Phone: (801) 973-8622  
Fax: (801) 973-8918

2636 S. Constitution Blvd. (2700 West)  
Salt Lake City, Utah 84119 USA

[voile.com](http://voile.com)

MADE IN  
UTAH  
USA



Simple. Solid. Backcountry.

p: Zach Clanton

#### INTERACTIVE GUIDE

MADE IN  
UTAH  
USA



To view a product on a page, click the category or name of the product on the Contents page.

To view a Voilé url Product Page, please click on the Product Name and/or SKU.

To return to the Contents page, click on the Made In Utah USA mark in the outside corners of each page.





# C O N T E N T S

## SPLITBOARDS

Revelator.....	06
Revelator BC.....	07
Womens Revelator.....	08
Artisan.....	09
Womens Artisan.....	10
V-Tail.....	11

## SPLITBOARD BINDINGS & ACCESSORIES

Light Rail Splitboard Binding.....	12
Light Rail Accessories.....	14
MTN Plate Kit.....	15
Splitboard Hardware & Puck Sets.....	16
Splitboard Skins & Accessories.....	19

## BACKCOUNTRY SKIS

X9.....	26
X7.....	27
V8.....	28
V6.....	29
Charger.....	30
Vector.....	31
V6 BC.....	32
Charger BC.....	33
Vector BC.....	35
Wasatch Speed Project (WSP).....	36
Wasatch Speed Girl (WSG).....	37

## SKI ACCESSORIES

Ski Skins.....	38
Telemark Ski Crampons.....	40

## TELEMARK BINDINGS & ACCESSORIES

X2.....	41
Switchback.....	42
Hardwire 3-Pin.....	43
3-Pin Cable Traverse.....	44
3-Pin Cable.....	45
HD Mountaineer 3-Pin.....	45
Accessories.....	46

## AVALANCHE SHOVELS

Pro Series.....	48
Pack Series.....	50
Tech Series.....	52
XL Series.....	54
Avalanche Probes.....	55

## VOILE STRAPS

Voile Branded.....	57
Custom Branded.....	58

## PARTS & BACK SHOP

Telemark Binding Jig & Accessories.....	61
Tuning Trees.....	62
Splitboard Tools.....	63
Splitboard Parts.....	65
Telemark Binding Parts.....	66
Avalanche Shovel Parts.....	67

## DOWN RANGE

White Vector BC.....	68
Tan Voilé Straps.....	68
Grey Switchback.....	69

## DIMENSIONS & WEIGHTS

Splitboards.....	70
Backcountry Skis.....	72
Boot Center Chart.....	74





## Are we a French company?

Let's put it this way: A microwaved burrito is way more common in our lunchroom than a baguette and brie. After work, beer is far more likely to be imbibed than wine. And secondhand smoke from a foul-smelling Gauloise would never be tolerated.

So what's up with our Eurotrash, pseudo-Franco-ophile name? We're not even sure ourselves, but what we do know is that for 35 years the name Voilé (vō-lay) has been synonymous with backcountry winter adventure. Rather than the Alps, we are located minutes away from the Wasatch Mountains of Utah.

Admittedly, our focus in the early 1980s was aimed toward backcountry skiing and the resurgence of the telemark turn. Then in 1991, Voilé turned the snowboard world upside-down by introducing the much-needed design of a backcountry splitboard. The original concept was the brainchild of avid Utah rider and Avalanche Forecaster, Brett Kobernik (a.k.a. Kowboy). He sought out the technical know-how of Voilé CEO, Wally Wariakois, and the rest is history.

Wally and our staff fine-tuned the art of splitboard design and production. We launched the Voilé Split Decision as our first production model. Among other innovations, we created our patented system of "Voilé Hooks, Clips and Pucks," which is now an industry standard for the quick assembly and breakdown of splitboard halves.

Voilé has always been a company willing to try anything and then perfect the hell out of it. The end product may not be as sexy or expensive as it could be, but to bear our logo it will definitely deliver performance, reliability, durability, and will simultaneously remain as lightweight as possible.



# REVELATOR

159 | 162 | 165 | 169

#1635

🏔️ 6lbs. 8 oz./2950g (162cm)

## THE STORY

For the demanding rider, the **Voilé Revelator** is indeed backcountry's ultimate riding machine.

The combination of the board's light weight, shape, profile, flex and camber helps make long uptracks a done deal and downhill rides a dream come true. And when it's time for the latter, nothing beats our patented system of "Voilé Hooks & Clips" for easy assembly of Revelator's halves into a single downhill plank.

Thanks to our signature "Voilé Channel Puck System," adjusting stance width and toe angles is a snap. After the screws are loosened, the pucks can be relocated in virtually any position quickly and without fuss using the Voilé Alignment Guide. Many riders will also appreciate how easy the Revelator's 2.5-degree canted pucks are on their knees.

The Revelator's Paulownia wood core reduces the overall weight of the board without compromising strength or performance. Carbon fiberglass layers and a longish camber area make for very efficient skinning on the way up, and increased stability on the way down. And of course, the board's large, early-rise nose and tapered tail make deep powder riding seem virtually effortless.

The Revelator. It's all business in the back-country, except for huge intervals of fun.

## THE BUILD

- Voilé Split Hooks & Clips
- Lightweight Paulownia Wood Core
- 2 Carbon Fiberglass Layers
- Voilé Channel Puck System, (pucks included)
- 2mm, Full-Perimeter Steel Edges
- Cap Construction
- Early-Rise Nose





# REVELATOR BC

159 | 162 | 165 | 169

#1640

⚖️ 6lbs. 8 oz./2950g [162cm]

## THE STORY

Becoming the industry leader in the back-country splitboard category didn't happen by accident. Or with narrow-minded thinking. Or by not taking inspiration from anywhere.


So when the malcontents at Voilé pondered a little augmentation for their kick-ass Revelator, somehow a flashback to wool plaid shirts, three-pin leather boots, and goofy nylon gaiters came to mind. And the **Voilé Revelator BC** was born.

Thanks to its "**Voilé Traction-Pattern Base,**" the Revelator BC lets backcountry snowboarders ride up and down moderate, rolling terrain without the bother of applying climbing skins. This feature can be a real boon on tours with long approaches or occasional pitches of steep – but very short – climbing. All that said, the "fish-scaled" base is not a substitute for carrying climbing skins, so please don't leave home without them.

The versatility of the Revelator BC does not, however, compromise any of the great build features of the "normal" Revelator. And as always, Voilé predictably wraps up their wacked-out innovation in a very-lightweight package.

## THE BUILD

- Voilé Traction-Pattern Base
- Voilé Split Hooks & Clips
- Lightweight Paulownia Wood Core
- 2 Carbon Fiberglass Layers
- Voilé Channel Puck System, (pucks included)
- 2mm, Full-Perimeter Steel Edges
- Cap Construction
- Early-Rise Nose



# Womens REVELATOR

149 | 154

#1645

🏔️ 5lbs. 14 oz./2680g (154cm)

## THE STORY

A demanding backcountry rider need not be a distant, unemotional creature with a propensity for playing air guitar or relishing “cave” time.

The truth is: Many of the toughest snowboarders and backcountry enthusiasts out there are women. And for them, the Voilé Womens Revelator fits the bill.

Ski and snowboard manufacturers often create simplistic female versions of their boards by merely softening and “shrinking and pinking” the male counterpart. That is not the case with the **Voilé Womens Revelator**. Yes, the Women’s Revelator is manufactured in smaller sizes and wears different graphics, but that’s as far as differences from that “other” Revelator really go. (To hell with pink and frilly designs, too.)

The board’s relative width, robust flex, long camber area, early-rise nose, and tapered tail all let the Womens Revelator not only keep up with the boys, but shred the sickest of lines to boot.

And rumor has it that our signature Voilé Channel Puck System is quite the heartthrob, too.

## THE BUILD

- Voilé Split Hooks & Clips
- Lightweight Paulownia Wood Core
- 2 Carbon Fiberglass Layers
- Voilé Channel Puck System, (pucks included)
- 2mm, Full-Perimeter Steel Edges
- Cap Construction
- Early-Rise Nose





# ARTISAN

156 | 159 | 162 | 165

#1650

7lbs. 7oz./3370g (162cm)

## THE STORY

The **Voilé Artisan** traces its genealogical roots back to our original splitboard, the Split Decision, and is the ideal board for the snowboarder who equally enjoys freestyle riding at the resort, as well as frisky forays into the backcountry.

Whether ridden normal or switch, it's hard to go wrong with the Artisan.

A directional-twin design with a 2cm-setback, the Artisan's symmetrical shape, camber between the bindings, rockered tip and tail, and supple flex make for lively and enjoyable riding. Its lightweight Aspen core and triaxial-fiberglass construction create nice pop without adding stiffness. And its own blend of camber and rocker make the Artisan a heavenly ride in powder.

Top it all off with sidewall construction for extra dampening, and you've got a smooth-riding winter vehicle that is at home anywhere there's air and snow.

## THE BUILD

- Voilé Split Hooks & Clips
- Lightweight Aspen Wood Core
- 2 Triaxial Fiberglass Layers
- 2mm, Full-Perimeter Steel Edges
- Sidewall Construction
- Rockered Nose and Tail



# Womens ARTISAN

148 | 153

#1655

🏔️ 6lbs. 8oz./2950g (153cm)

## THE STORY

By definition, an artisan uses simple tools to inject artistic expression into ordinary things, and elevate them into the realm of beauty.

The **Voilé Womens Artisan** provides the woman snowboarder an excellent tool for crafting beautiful things on the snow. Whether she is climbing hard up a slope, or turning gracefully in powder, she'll leave her unique mark on any snow she touches and have a blast doing it.

Chances are, the aforementioned woman rider cares more about her splitboard's performance than its inner workings. That said, how could she not marvel at how quickly and easily the Womens Artisan assembles for downhill riding? (She may wonder if a woman designed that nifty system of Voilé Hooks & Clips.) No doubt, she will obviously enjoy the same characteristics of the (male) Artisan, but appreciate the smooth-flexing, highly-stable nature of her version.

Bottom line: For the woman snowboarder who relishes any time on the snow any where, the Voilé Women's Artisan is a perfect ride.

## THE BUILD

- Voilé Split Hooks & Clips
- Lightweight Aspen Wood Core
- 2 Triaxial Fiberglass Layers
- 2mm, Full-Perimeter Steel Edges
- Sidewall Construction
- Rockerd Nose and Tail



# V-TAIL

160 | 170 | 180 | 190

#1660

7lbs. 9oz./3440g (170cm)



## THE STORY

Thank you, Dimitrije Milovich. As the original founder of Winterstick, you gave the world of backcountry snowboarding an idea that has stood the test of time: "The Swallowtail."

A swallowtail snowboard is an incredible way to carve deep, deep powder. The basic idea of it all consists of a highly-navigable nose, coupled with a fork-shaped tail that drops into the snow and spits it out the back.

In 1999, Voilé gave the world our "195 Swallowtail," a split version of the sacred design. Unlike Dimitrije's boards, Voilé's contribution instantly gave powderhounds access to acres and acres of untracked snow. After several years of hibernation, Voilé Manufacturing has proudly resurrected a new swallowtail splitboard that we now call the **Voilé V-Tail**.

A medium-flexing board, the V-Tail is now offered in a range of shorter lengths. Its long camber length makes for very-advantageous skinning, while its new rockered nose makes the original swallowtail concept even more efficient.

The V-Tail's cap construction, Aspen core and carbon-fiber construction lend a hand in reducing the board's overall weight. (You knew that was coming, right?) And unlike many swallowtail boards, a 2mm steel edge completely follows the interior of the v-tail shape.

Yep. Voilé. Simple. Solid. Backcountry. And "retro."

## THE BUILD

- Voilé Split Hooks & Clips
- Lightweight Aspen Wood Core
- Carbon Fiberglass Layer
- Triaxial Fiberglass Layer
- 2mm, Full-Perimeter Steel Edges
- Cap Construction
- Rockerred Nose



# LIGHT RAIL

Splitboard Bindings

4lbs./1900g (Medium)

## MENS

<b>S</b> 4-6.5 USM		#1130-63
<b>M</b> 7-10.5 USM		#1130-65
<b>L</b> 11+ USM		#1130-67

## WOMENS

<b>S</b> 5-8.5 USW		#1130-69
<b>M</b> 9+ USW		#1130-71
		#1130-73

Simplify. Simplify. Simplify. Thoreau preached it, and the **Voilé Light Rail** delivers it.

It combines a slidertrack and strap binding into an unyielding, ergonomic apparatus for backcountry adventures, while the no-nonsense slider pin provides a rigid, foolproof mechanism for easy transitions.

The Light Rail utilizes **6061-T6** aluminum to form a baseplate with laser-cut negative spaces (a.k.a. holes), which allow access to the Voilé Channel Puck system for quick stance adjustments. Extended vertical sides add a ton of torsional rigidity, while a uniquely-Voilé, adjustable heel cup creates a superb, customized fit to the rider's foot. All this rides on a pair of rails made from **7075-T6** aluminum—a lightweight alloy that rivals steel for strength and stability.

To this incredibly strong framework, Voilé adds a bomber – yet very comfortable – trio of ankle strap, toe strap and high back, to create a steadfast binding system. To better accommodate lady riders, the Womens Light Rail features a lower and more ergonomic high back with a cushioned outer edge.

It all adds up to a splitboard binding that can make fast work of any terrain the backcountry can dish out, do so at a weight that won't tax the lungs, and at a price that won't break the bank.



MENS Light Rail



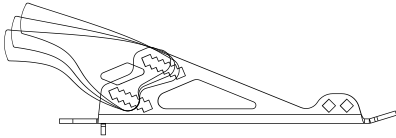
WOMENS Light Rail

**Variable High Back and Ankle Strap Positions**

provide a customized fit to almost any soft boot, using one of three holes on each side of the heel cup. This also permits canting of the high back for better calf comfort when touring, or enhanced performance when riding.

**Fully-Adjustable Heel Cup**

adjusts to personal preferences for touring comfort versus ride performance. High back angles can be configured in six different positions.



**Extended Vertical Sides**

provide torsional rigidity for easier turning and ironclad durability. The lightweight, laser-cut 6061-T6 baseplate is heat-treated for strength, and anodized for weather resistance. 7075-T6 Aluminum Rails are CNC machined for accuracy, and anodized for the utmost strength, durability and longevity. (This is the stuff used to make aircraft frames.)

**Faster and Easier Access**

for quick stance adjustments with the Voilé Channel Puck System. The new Light Rail can also be used as an Alignment Guide to make adjustments in the field.

**Self-Cleaning Cutaways**

reduce weight – as well as transition times – without the need to clean snow and debris from pucks.

**Two-Position Toe Ladder**

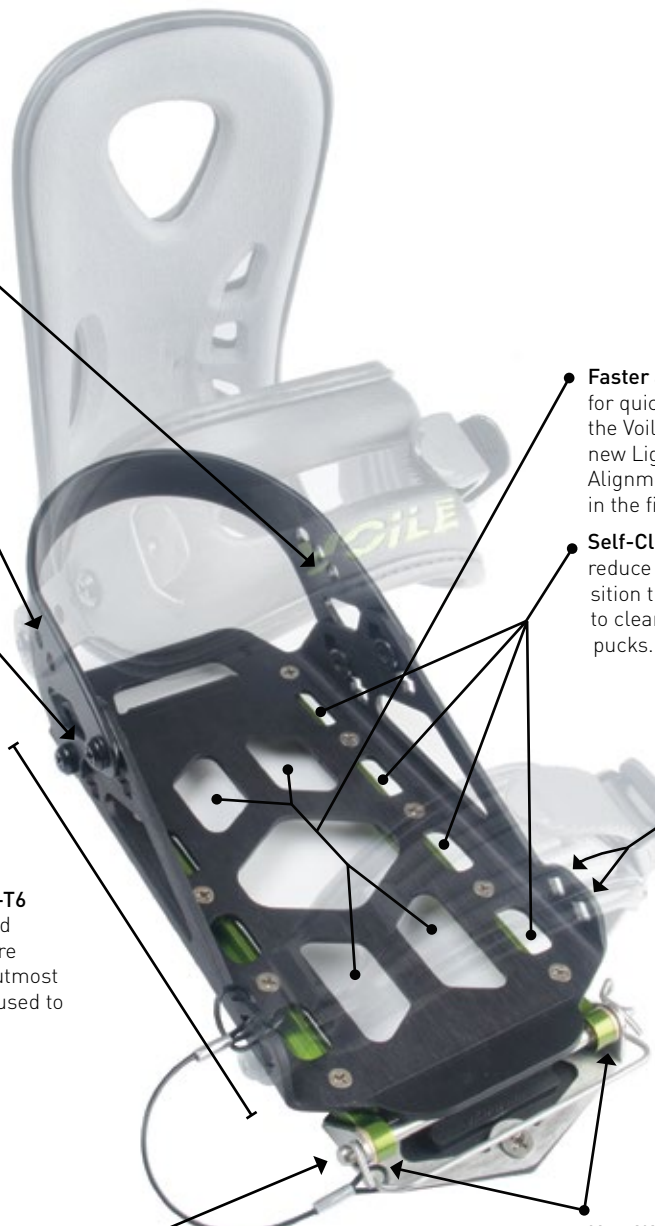
allows a customizable choice for the self-centering toe straps to facilitate more comfortable touring.

**A New, Wider Touring Bracket**

and longer slider pin round out the components of a rock-solid, hinging axle. **INCLUDED.**

**New Wider Pivot Bushings**

improve overall durability and side-hill stability.



**MENS** Light Rail



**WOMENS** Light Rail



◀ LOWER Womens Highback

# LIGHT RAIL Accessories

## BACKCOUNTRY KIT

#1130-BC

Just in case you need any spare parts for your Light Rail bindings while you are out in the backcountry. The backcountry kit includes a slider pin (for 2012-2013 or newer Light Rail bindings), a toe ladder strap, an ankle ladder strap, an extra buckle, and all the necessary hardware.



## LADDER STRAPS

#1130-TLS | Light Rail Binding Toe Ladder Straps



#1130-ALS | Light Rail Binding Ankle Ladder Straps



## ULTRA TOE STRAP

#1130-UTS

**2.0oz/57g w/o Hardware**

Shave an additional 6.25oz/177g off the stock toe strap.

Based on the original concept of the trusted Voilé Strap, the **Ultra Strap** will take your Light Rail splitboard binding even higher. The lightweight, durable urethane toe straps conform to fit over the toe of your boot, and the 6061-T6 aluminum post buckles give you secure retention while shaving ounces off of your setup.







## MTN Plate Kit

#1130-50

**1lb. 5oz./600g Hardware Only**

A certain steep, narrow, hard-to-access couloir has been tempting you for about half a decade. And your skins (even Voilé's) won't get you up to where you can drop in. Faced with the prospect of a precarious ascent in soft snowboard boots, you reluctantly pass on your starry-eyed line for another season.

Many backcountry riders have seen the movie, and some eventually delve into the world of hard boots to dissolve this dilemma and cut down even more on the weight they drag into the backcountry. For those that do, the **Voilé MTN Plate Kit** will be their best friend.

The kit is compatible with AT boots and most hard-shell climbing boots. When the toe and heel pieces are mounted to a Voilé Universal Slider Track, ingress and egress to the binding is a cakewalk. Stainless steel hardware and ST-801 Super Tough Nylon definitely answer the Voilé mandate for "solid."



**\*Voilé Slider Track & Slider Pins  
SOLD SEPARATELY.**

Slider Track (#1100-1) compatible with Standard Touring Bracket (#1100-2) and Slider Pin (#1100-4). See page 65.

# Splitboard Hardware for STANDARD BINDINGS

#1100-27

🏔️ 2lbs. 6.5oz./1089g

**FOR FACTORY SPLITBOARDS WITH STANDARD INSERTS.**  
Split Hooks and Tip Clips not included, see page 65.

Voilé believes getting people into the backcountry is more important than making a few more bucks. And the **Voilé Splitboard Hardware for Standard Bindings** kit helps do just that.

If a rider owns any factory-built splitboard that has inserts, he or she can mount their existing snowboard bindings to the included Voilé Slider Track and be in business. Almost any conventional snowboard binding on the market today is compatible with the Slider Track.


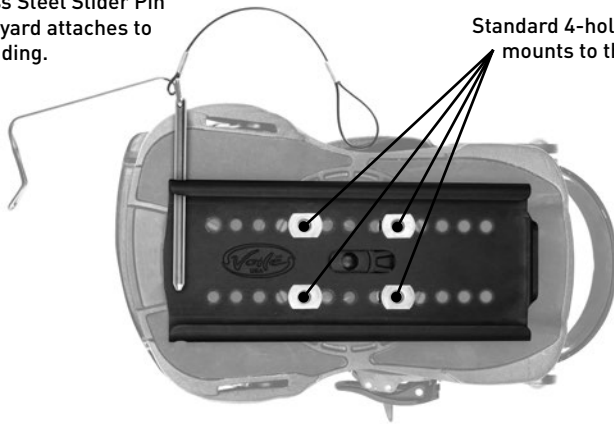
Among other tidbits, the kit includes 2 Voilé Slider Tracks, a full puck set and alignment guide, 2 Dual Climbing Heels with 55mm and 75mm climbing wires, and of course, 2 Voilé Slider Pins.

Yes, it's a lot of bits and pieces, and it's not as easy as tying your shoe to install, but don't be daunted by it all. It wouldn't bear our logo if it wasn't bomber or was over-complicated.

**\*Discs are not cross-compatible with older pucks.**

Stainless Steel Slider Pin and Lanyard attaches to your binding.

Standard 4-hole snowboard binding mounts to the Voilé Slider Track.



# D-I-Y SPLIT KIT

#1100

1lb. 12oz./790g

**This hardware kit is for Sawing Your Old Board. Does NOT mount onto factory-built splitboards that have inserts!**

Early prototypes of a functioning splitboard originated within the walls of the Voilé machine shop in Salt Lake City. The concept was the brainchild of avid Utah rider and Avalanche Forecaster, Brett Kobernek (a.k.a. Cowboy). He sought out the technical know-how of Voilé CEO, Wally Wariakois, and the duo subsequently launched the Splitboard Revolution in 1991.


Over time, Wally and his staff fine-tuned the art of splitboard design and production. Among many other innovations, they created and patented their signature system of "Voilé Hooks & Clips," which has proven to be the industry standard for quickly assembling or breaking-down the halves of a splitboard.

More and more snowboarders wanted to join the backcountry club, but couldn't quite justify the cost of all the new gear. For them there was, and always will be, a do-it-yourself alternative to buying a new splitboard: The **Voilé D-I-Y Split Kit**.

Just to be clear, sawing an old snowboard in half and mounting the necessary hardware to create a splitboard does take a certain degree of handyman (or woman) skill. The anxious rider and future splitboard owner will want to take their time, study the how-to videos on the Voilé website, and follow the step-by-step instructions implicitly.

All that said, absolutely everything to create a splitboard from a snowboard is included in the kit, minus the necessary tools and a few incidental materials. To complete your project, simply attach your existing snowboard bindings to the Voilé Slider Tracks.

A bit of bad news, however: You're still gonna have to buy skins. And poles.





## Splitboard Hardware **PUCK SET**

#1100-29

**9.1oz./258g**

Includes 4 pucks, 4 puck gaskets, 2 in-line slot discs, 2 parallel slot discs, 8 - M6 x 10.7mm truss-head screws, and a puck alignment guide.

*\*Discs are not cross-compatible with older pucks*



## Splitboard Hardware **PUCK SET-CANTED**

#1100-19C

**9.5oz./272g**

Canted pucks allow the rider to relax their stance by bringing their knees inward toward each other, which promotes better alignment through the ankles, knees, and hips. This results in a more powerful and balanced position on top of the board.

Includes 4 canted pucks, 4 puck gaskets, 2 in-line slot discs, 2 parallel slot discs, 8-M6x10.7mm pan head screws, and a puck alignment guide.



**3°**



Unwaveringly simple.  
Undeniably bomber.  
And unforgivably,  
long overdue.



## Splitboard Skins W/TAIL CLIPS

- S** #1203-S 148cm-156cm | 1lb. 8oz. | 700g Pair
- M** #1203-M 153cm-162cm | 1lb. 9oz. | 730g Pair
- L** #1203-L 162cm-175cm | 1lb. 10oz. | 788g Pair

Earning your turns is an admirable endeavor, but if reaching higher ground is a constant struggle then you'll soon wonder why you didn't just buy a lift ticket.

**Voile Splitboard Skins with Tail Clips** provide the ultimate means for making no-nonsense ascents in all sorts of snow conditions. Their plush, hydrophobic nylon provides superior grip on steep slopes, while providing good glide for your forward stride and when cruising gentle, rolling terrain. Reliable adhesion to your board's base is accomplished by stainless-steel, riveted tip loops and Gold Label Adhesive.

Now for the uniquely-Voilé goodness: An ingenious combo of a legendary Voilé strap, paired with our aluminum fastener that hugs the inside corners of your board halves like there's no tomorrow. We know this innovation took awhile, but from all reports, it was definitely worth the wait.



# SPLITBOARD SKINS

#1202

🏔️ 1lb. 11oz./770g

Simply put, **Voile Splitboard Skins** climb like a mountain goat and grip like a pit bull. And they are shaped specifically to accommodate splitboards.

You won't find better performing skins for steep, icy or wet snow, thanks to their plush, Ascension nylon material and dependable Gold Label Adhesive. Riveted, stainless-steel tip loops – set to a perfect angle for splitboards – complete their design. Use them without tail clips for faster transitions, or consider adding a tail clip kit from some splitboard manufacturer. (Hint, hint.)

A nylon stuff sack and trim tool are also included with the skins.



## Splitboard Skins TAIL CLIP KIT

#1104

🏔️ 1lb. 11oz./770g

A **Voilé Splitboard Skins Tail Clip Kit** is a great way to augment any pair of splitboard skins—especially in soggy or frigid conditions.

A riveted skin attachment anchors the end of a modified, but venerable, Voilé strap. Then an aluminum fastener with a prong for the strap cleverly clings to the inside corner of the board half and pulls everything tight.

Kit includes 15" Voilé Strap, 10" sold separately.

**\*\*If the distance from the end of your skins to the tail of the board exceeds 12 1/4"/31cm the Tail Clip Kit will NOT fit.**





# SPLITBOARD CRAMPONS

#1140

1lb./450g

On very steep, icy or exposed ascents, a pair of **Voilé Splitboard Crampons** are a welcome addition to any backcountry rider's pack. Used in conjunction with climbing skins, Voilé bindings and Voilé climbing elevators, they provide unprecedented grip without substantially inhibiting forward progress.

Like all Voilé products, these crampons are simple and definitely solid, being made of 6061-T6 aluminum. But here we add versatility to the mix, as well. Our Splitboard Crampons can be mounted and used in either of two modes: "fixed" or "mobile."

In the fixed mode, the crampon attaches directly to the splitboard half by means of a notch that slides beneath a Voilé climbing elevator in the rear, and then in the front with an extra long slider pin. Once in place, this longer slider pin keeps the crampon in the snow, but still allows a Voilé Slider Track to pivot freely. This mode is recommended for very demanding slopes with significant exposure.



Mobile mode is great for challenging, but lesser slopes. In this mode, the crampon attaches directly to a Voilé Slider Track with a rotating lock plate. The crampon then pivots in tandem with the binding for increased energy efficiency and reduced drag.

\*REPLACEMENT Voile Slider Pin (#1100-4CLR) and Touring Bracket (#1100-2)  
 \*\*Not compatible with Light Rail Bindings 2012/13 and newer. (See below)  
 The crampon is attached to the board half using the included longer Slider Pin (4 9/16"). Maximum Clearance for fitting crampon to board half: 13.7cm.



## Splitboard Crampons for LIGHT RAIL

\*\*For Light Rails 2012/13 and NEWER

#1140-LR

1lb./450g

If you own Light Rails that are circa 2012-13 and newer, Voilé Splitboard Crampons for Light Rails are the crampons for you. They offer all the features of our more generic, (orange), Splitboard Crampons, but are tailor-made— and only fit—late-model Voilé Light Rail Bindings.

Otherwise, expect the same dual-mode functionality. The same 6061-T6 aluminum. The same weight. But a different color: anodized black.

\*REPLACEMENT Voile Slider Pin (#1100-4LRC) and Touring Bracket (#1100-2LR)

\*\*The crampon is attached to the board half using the included longer Slider Pin (4.875") made specifically for the crampon. This Slider Pin will work for securing your binding for ride mode. Maximum Clearance for fitting crampon to board half: 13.7cm.




## Splitboard DUAL CLIMBING HEELS

#1130-56

🏔️ 5.6oz /160g Per Pair

Upgrade your splitboard with the new **Voile Splitboard Dual Climbing Heels**. The back climbing wire is the standard height of 55mm and the front wire is 75mm.

Includes one pair of dual height climbing heels/wires and screws to mount to an inserted, factory-built splitboard.



## Splitboard TOURING RISER

#1100-22

🏔️ 5.1oz /146g Per Pair

Increase your uphill touring rotation and enhance your edging ability while side-hilling with the new Voile Splitboard Touring Riser.

This 10mm riser, especially with larger boots, increases the rotational angle of your binding and prevents the boot toe from hitting the deck of your board.

It will also give you more leverage and boot/binding angulation to enhance your edging ability on steep sidehills.



# BACKCOUNTRY POLES

#1151

▲ 1lb. 2.4oz /522g Per Pair

**Voilé Backcountry Poles** feature an innovative 3-part touring pole with an integrated ski/board topsheet scraper mounted to the pole grip. Why should you carry an extra 3 lbs of snow on your nice lightweight ski or board? Use this conveniently located scraper to clean off your ski/board topsheet. Manufactured with heavy-duty nylon so it will take a ton of abuse. Also, use the scraper to pull your climbing wire to the up position.

It gets better. Our poles use a push-button system to adjust the size. It is similar to the pop-buttons you'll find on our avalanche shovels handles. The push-button is a great alternative to problematic internal locking mechanisms that can freeze and bind up.

One pair of poles. One pole installed with snow scraper. Adjustment range 107cm to 132cm. Collapses to 58cm.



▼ Topsheet Scraper



▲ EVA Foam Grip

Pop-Button Adjustment

## Backcountry Pole Parts \_\_\_\_\_



#1151-M | Backcountry Pole Middle Section



#1151-L | Backcountry Pole Lower Section





## Today is all that counts.

Besides being the de facto “Wright Brothers of Splitboarding,” we were also into FAT skis before anybody else thought it was cool. (No braggin’, just fact.)

It all began by collaborating with our friends at the now-deceased, Evolution Ski Company, another Utah original in its own right. The ski that emerged from that association is the ski you see to the right: The Voilé Telesurf, a ski conceived for off-piste snow who’s time had come.

The Telesurf later mutated into the now-infamous, Mountain Surf. Since telemarking was in vogue, many assumed its short length was crazy. They were wrong. Others thought its wide waist would inhibit turning. They were wrong, too. So what did everybody agree on? The Mountain Surf skied powder like a dream and busted crud with a vengeance. And its wide waist even lent a hand, holding an edge on icy traverses.

After a few iterations of Surfs and further ski development, we went on to create the Insane, the Asylum and eventually the Drifter—our first ski to incorporate what we now call “Voilé Hybrid Rocker.” Then came the Charger, the Vector and the award-winning V8.

All history aside, we realize that nobody on the planet buys a pair of skis based on the past. Today is all that counts. Competition in the backcountry ski category is fierce, and the end user is more discriminating than ever. As a result, Voilé ski design is constantly evolving.

There are, however, a few ideas that never change. The hallmarks of any Voilé ski will always be solid and lightweight construction in a design that performs, but doesn’t break the bank. Witness the 11 skis of our current ski family, and know they are all hand-crafted with care, under one roof, in the shadow of the Wasatch Mountains.



# X9

170 | 180 | 190

#5850

8lbs. 2oz./3685g (180cm)

## THE STORY

Trees? Switch? Tricks? Landings? Pow?

Introducing the all-new **Voilé X9**. If ever there was a ski for the energetic backcountry skier with an occasional penchant for freestyle craziness, this is it.

Sometimes you have to go backward to go forward. The X9 is the latest addition to the Voilé quiver, and is proving itself to be an incredible tool for turning quickly in any condition, as well as any direction.

That said, a true "twin-tipper" it ain't.

The X9 capitalizes on all the great attributes of our award-winning V8, yet brings more sidecut, more rocker and less taper to the party, as well. Collectively, these new features allow the ski to turn on a dime, land ridiculous jumps with stability and stay afloat in the deepest of powder.

Like all the skis in the Voilé brood, the X9 also features our unique blend of early rise and camber that we call "**Voilé Hybrid Rocker**." On the X9 (and X7), this feature is further augmented with a bit more rocker in the tail to facilitate making more freestyle maneuvers.

Skiers on the underside of thirty will love the athletic fun they can have on the X9's, and more mature skiers will be amazed by their newfound nimbleness on the snow at large.

## THE BUILD

Lightweight Aspen Wood Core

Carbon Fiberglass Layer

Triaxial Fiberglass Layer

Durable Polyamide Topsheet

2mm, Full-Perimeter Steel Edges

Voilé Hybrid Rocker







## X7

170 | 180 | 190

#5825

7lbs. 8 oz./3395g (180cm)

### THE STORY

The new **Voilé X7** is essentially an X9 on a low-carb diet.

For those who cannot completely relinquish their maniacal tendencies on the snow or in the halfpipe, the X7 performs with vigor equal to an X9, but its slightly-slimmer dimensions make it lighter and more practical for long days of backcountry touring.

Like its fatter brother, the X7 is still not by definition a full-fledged "twin-tip" ski. The X7 has 8mm of taper and, like the X9, features an enhanced version of our own Voilé Hybrid Rocker in the tail.

Many skiers will also enjoy the way the X7's slimmer dimensions make it very responsive for turning and edging on hardpack.

### THE BUILD

- Lightweight Aspen Wood Core
- Carbon Fiberglass Layer
- Triaxial Fiberglass Layer
- Durable Polyamide Topsheet
- 2mm, Full-Perimeter Steel Edges
- Voilé Hybrid Rocker



# V8

165 | 176 | 186 | 193

#5603

8lbs./3630g (186cm)

## THE STORY

Brawny, yet agile. Obese, yet svelte. Floatable, yet carvable. A list of ridiculous ironies and superlatives could go on and on, but one thing is for certain: The **Voilé V8** is the ultimate fun hog.

We're not just blowing our own horn here. That's what the testers from Backcountry, Powder, and Freeskier Magazines all said, too.

The V8's ultra-wide shovel, tapered tail and perfect amount of sidecut all add up to an incredibly stable ride in deep powder, without sacrificing the maneuverability needed for skiing in tight places. And, of course, our signature Voilé Hybrid Rocker shines in the mix, as well.

Sounds great, but you may be thinking that a ski this burly must also weigh in like an Abrams Tank. Not so, think again. The V8's lightweight Aspen core and carbon-fiber construction keep its weight to a minimum. (The actual amount even surprises us.)

Deep in the backcountry or deep in powder at the resort, the V8 gives skiers an amazing platform to conquer almost any terrain and condition. And in keeping with our motto to keep things simple and not mess with a good thing, we see no reason to change anything on the V8 for 2015-16. Period.

## THE BUILD

Lightweight Aspen Wood Core

Carbon Fiberglass Layer

Triaxial Fiberglass Layer

Durable Polyamide Topsheet

2mm, Full-Perimeter Steel Edges

Voilé Hybrid Rocker





## V6

163 | 173 | 183 | 188

#5800

7lbs. 6 oz./3350g (183cm)

### THE STORY

The **Voilé V6** represents the epitome of versatility in a backcountry ski. It's the go-to ski for backcountry tours in places where the snow conditions and terrain to be skied might be somewhat unknown beforehand.

Inspired by the Voilé V8, the V6 retains the wide shovel, round flex and taper of the V8, yet bundles everything up in a slimmer, lighter package. The V6 is also available in slightly shorter lengths than the V8.

Incorporating the same layers of carbon and triaxial fiberglass into a narrower ski lends a snappier feel and quicker-edging trait to the V6. This feature, coupled with our beloved Voilé Hybrid Rocker, makes the V6 even more stable in a wide variety of conditions and terrain.

Backcountry skiers who put in long days will definitely appreciate the lighter weight and all-around performance of the V6, and may also regard it as their "everyday powder ski."

### THE BUILD

- Lightweight Aspen Wood Core
- Carbon Fiberglass Layer
- Triaxial Fiberglass Layer
- Durable Polyamide Topsheet
- 2mm, Full-Perimeter Steel Edges
- Voilé Hybrid Rocker





# CHARGER

154 | 161 | 171 | 181 | 191

#5203

7lbs. 1oz./3200g (171cm)

## THE STORY

Suffice it to say, the **Voilé Charger** lives up to its namesake. It is an ideal ski for the aggressive, athletic skier who relishes high-speed, longer-radius turns in a wide array of snow conditions.

Historically, the Charger was the first ski in our line to incorporate Voilé Hybrid Rocker into its design. This concept makes for a medium flex and early rise in the tip and tail, yet unlike other Voilé skis, the Charger is considerably wider and stiffer underfoot.

The extra stiffness of the Charger is accomplished, in part, by its cap construction, but mainly by the addition of a second layer of Carbon Fiberglass. The sum total of all these attributes enables the ski to hold a turn with the tenacity of a pit bull in everything from powder to corduroy to crust, and do so while remaining incredibly lightweight.

Big lines in The Chugach? No problem. Deep powder in the backcountry? Hell, yes! Hard snow at the resort? No worries. Tight trees wherever? OK, but stay on 'em.

## THE BUILD

Lightweight Aspen Wood Core  
2 Carbon Fiberglass Layers  
Durable Polyamide Topsheet  
2mm, Full-Perimeter Steel Edges  
Voilé Hybrid Rocker





# VECTOR

160 | 170 | 180

#5103

⚖️ 6lbs./2720g (170cm)

## THE STORY

Aside from our SkiMo skis, the **Voilé Vector** is the narrowest ski in the Voilé line. The ski is essentially a Charger in a smaller package, in terms of both width and length.

The Vector retains the stiffer flex of its portly brother, but its smaller dimensions make it more useful for turning in tighter places. Its lesser size also makes the Vector an extremely lightweight ski, and as such it is an ideal ski for long-distance backcountry tours and ski-mountaineering adventures.

Demanding terrain and uncertain conditions on longer backcountry forays also demand a ski that can easily edge and stick to a dicey slope if need be. The Vector meets this challenge with verve.

Of course, high-mountain passes and icy couloirs aren't the only places where a skier might encounter hardish snow. The Vector's ability to change edges quickly also makes it a solid performer for skiing in-bounds at the resort.

And Vectors hold their own on powder days, too. (No surprise, given where they are made and the odd-sounding company who created them.)

## THE BUILD

Lightweight Aspen Wood Core  
2 Carbon Fiberglass Layers  
Durable Polyamide Topsheet  
2mm, Full-Perimeter Steel Edges  
Voilé Hybrid Rocker

# V6 BC

163 | 173 | 183

#5875

7lbs. 6 oz./3350g (183cm)

## THE STORY

Never a slave to orthodoxy, Voilé Manufacturing has always been on the forefront of creative thinking and unusual ideas to help improve the backcountry skiing experience.

So when we asked ourselves how we might further modify the already-marvelous, incredibly-versatile V6, the answer seemed obvious: Take it fishing. And that's exactly what we did—not for trout, bass or crappie—but by adding fish-like scales to its base, a feature we've dubbed the "Voilé Traction-Pattern Base."

The **Voilé V6 BC** represents Voilé's third foray into the domain of scaled-base skis, as preceded by the Vector BC and Charger BC. Admittedly, such skis are not for everyone or every variety of slope. But for the backcountry skier who must continually make long approaches over undulating terrain, the V6 BC's can be a welcome godsend.


Does the V6 BC replace the need to carry skins? No, definitely not. Is there a compromise in downhill glide on lesser slopes? Yes, and we're sorry, but earplugs are not included.

Thanks to the same lightweight Aspen core and carbon-fiber construction as the V6, as well as our signature Voilé Hybrid Rocker, the V6 BC will still impress when skiing steeper downhill pitches.

And who's gonna argue with the tedium of applying and removing skins too often?

## THE BUILD

Voilé Traction-Pattern Base  
Lightweight Aspen Wood Core  
Carbon Fiberglass Layer  
Triaxial Fiberglass Layer  
Durable Polyamide Topsheet  
2mm Full-Perimeter Steel Edges  
Voilé Hybrid Rocker







# CHARGER BC

171 | 181 | 191

#5403

🏔️ 7lbs. 13oz./3540g (181cm)

## THE STORY

Leave it to Voilé to take a fat, stiff, aggressive ski and modify it to be a bit more utilitarian. The **Voilé Charger BC** is a scaled-base version of the legendary Charger, and no doubt, the widest ski of this nature on the market.

The extra width of the **Voilé Traction Pattern** likely makes the ski even more efficient for climbing moderate slopes, but this feature is by no means meant to fully replace the use of climbing skins.


When the ski is tipped on edge or floating on powder, skiers can expect a similar degree of downhill performance as its smoother sibling, the Charger.

However, when the Charger BC rides flat on a packed downward slope, a certain amount of glide and speed reduction is to be expected. This makes the ski better-suited for back-country touring than in-bounds skiing at the resort.

And as usual, Voilé's approach to the cap, core and construction still makes the Charger BC a very lightweight ski. (But hey, you already knew that, right?)

## THE BUILD

Voilé Traction-Pattern Base  
Lightweight Aspen Wood Core  
Carbon Fiberglass Layer  
Triaxial Fiberglass Layer  
Durable Polyamide Topsheet  
2mm Full-Perimeter Steel Edges  
Voilé Hybrid Rocker





Shawn Forry nearing the top of Italy Pass in the High Sierra, California.

Photo: Justin Lichter

———— Yet we never doubted that our Voilé Vector BCs were up for the task. ————

On March 1, 2015 Shawn Forry and I stood on the Mexican border in a steady rain, exhausted and excited. We had just completed the first winter traverse of the Pacific Crest Trail, traveling about 2,650 miles from Canada to Mexico. We began on October 21st, 2014 at the Canadian border and quickly hit snow and bitter cold. We hiked and snowshoed for roughly 1500 miles before switching over to skis in mid-January.

Despite the warmest winter in recorded history, we “skied” for the next month, traveling about 450 miles through the High Sierra. Fortunately there was enough snow, but the shallow conditions definitely made things challenging. We dodged rocks, dealt with icy crusts, wind slabs, breakable crusts, bulletproof un-edgeable hard pack, hidden rocks and logs lying dangerously below the surface—basically any type of condition you don’t want to ski. I had six good turns in 450 miles, none of them linked. Four good turns in one stretch and two in another. We walked over rocks and forded streams and creeks in our skis just so we wouldn’t have to be constantly take them off.

On every downhill we knew the threat of blowing out a knee loomed because of the nasty conditions, yet we never doubted that our Voilé Vector BCs were up for the task. Looking at the skis now, there are scratches all over the base and top sheet but my skis still work beautifully!

—Justin Lichter





# VECTOR BC

160 | 170 | 180

#5303

⚖️ 6lbs./2720g (170cm)

## THE STORY


So what do you get when you cross a black carp with a Vector? A veritable workhorse.

The **Voilé Vector BC** adds a Voilé Traction Pattern Base to the reliably-efficient Vector and helps the adventurous backcountry skier get even further into the hinterland—especially when a long approach is required.

The Vector BC does not eliminate the need to carry skins into the backcountry. But once at the apex, skiers can expect downhill turning akin to the original Vector on steeper slopes, and get a buzz (hear a hum) on lesser slopes.

## THE BUILD

- Voilé Traction Pattern Base
- Lightweight Aspen Wood Core
- Carbon Fiberglass Layer
- Triaxial Fiberglass Layer
- Durable Polyamide Topsheet
- 2mm Full-Perimeter Steel Edges
- Voilé Hybrid Rocker





# Wasatch Speed Project WSP

160

#5703-160

🏔️ 3lbs. 8oz./1580g

## THE STORY

It's two days after a huge storm, and across the canyon there are a bizillion bozos slogging up a cat track at the resort. Go figure.

For those skiers who relish the pain of SkiMo racing, or their newfound association with Eurotrash, Voilé now offers a terribly-reliable ski to further inflict anguish upon themselves: The **Voilé WSP**.

Yes, "further" is accurate all right. Especially since the WSP, and its sister, the WSG, are built to finish races without breaking before hand.

Thanks to its Paulownia wood core, carbon-fiberglass construction and rockered tip, the men's WSP is light enough to climb uphill with speed, yet stable enough to ski downhill without embarrassment. And most importantly, stay in one piece.

Short for **Wasatch Speed Project** and born in the shadow of the Wasatch Mountains, the WSP is the world's first American-made SkiMo ski.

Voilé: It sounds French and has always meant "lightweight skis." As such, the advent of The WSP was probably inevitable.

## THE BUILD

- Lightweight Paulownia Wood Core
- 2 Carbon Fiberglass Layers
- Durable Polyamide Topsheet
- 1.8mm Steel Side Edges
- Notched Tip (for skin attachment)
- Rockered Tip





## Wasatch Speed Girl **WSG**

150

#5703-150

🏔️ 3lbs. 5oz./1500g

### THE STORY

The **Voilé WSG** is Voilé's offering to female SkiMo racers. That said, the ski is, by no means, a frou-frou version of the men's WSP ski.

SkiMo racing is a very demanding sport, and the female racer is equally demanding of herself and her gear. As such, she won't find pink hues, floral motifs or – God forbid – a flimsy flex in her Voilé SkiMo skis. And she wouldn't be happy with a ski that didn't possess the same Paulownia wood core, carbon-fiber-glass construction and rockered tip as the male WSP version.

Most women know (or say) that size doesn't matter, but few would argue the relative merits of not dragging an extra 10cm of ski up the hill. The Voilé WSG is manufactured in a single length of 150cm, the minimum length allowed for females by the ISMF in SkiMo racing.

Also, we at Voilé wish to formally expunge our previous faux pas of labeling the WSG an "all-out war machine." Wars are dumb. Women are smart. And many kick ass.

### THE BUILD

- Lightweight Paulownia Wood Core
- 2 Carbon Fiberglass Layers
- Durable Polyamide Topsheet
- 1.8mm Steel Side Edges
- Notched Tip (for skin attachment)
- Rockered Tip



NEW

## Ski Skins W/TAIL CLIPS


110mm	<b>S</b> #3091-110-TC-S	158cm-168cm   1lb. 8oz.   676g
	<b>M</b> #3091-110-TC-M	167cm-177cm   1lb. 9oz.   708g
	<b>L</b> #3091-110-TC-L	176cm-186cm   1lb. 10oz.   744g
	<b>XL</b> #3091-110-TC-XL	185cm-195cm   1lb. 11oz.   776g
130mm	<b>S</b> #3091-130-TC-S	158cm-168cm   1lb. 11oz.   776g
	<b>M</b> #3091-130-TC-M	167cm-177cm   1lb. 13oz.   836g
	<b>L</b> #3091-130-TC-L	176cm-186cm   1lb. 14oz.   872g
	<b>XL</b> #3091-130-TC-XL	185cm-195cm   2lb. 2oz.   960g

If you've ever had an awkward day in the backcountry because of your climbing skins, you'll love our new **Voilé Ski Skins with Tail Clips**.

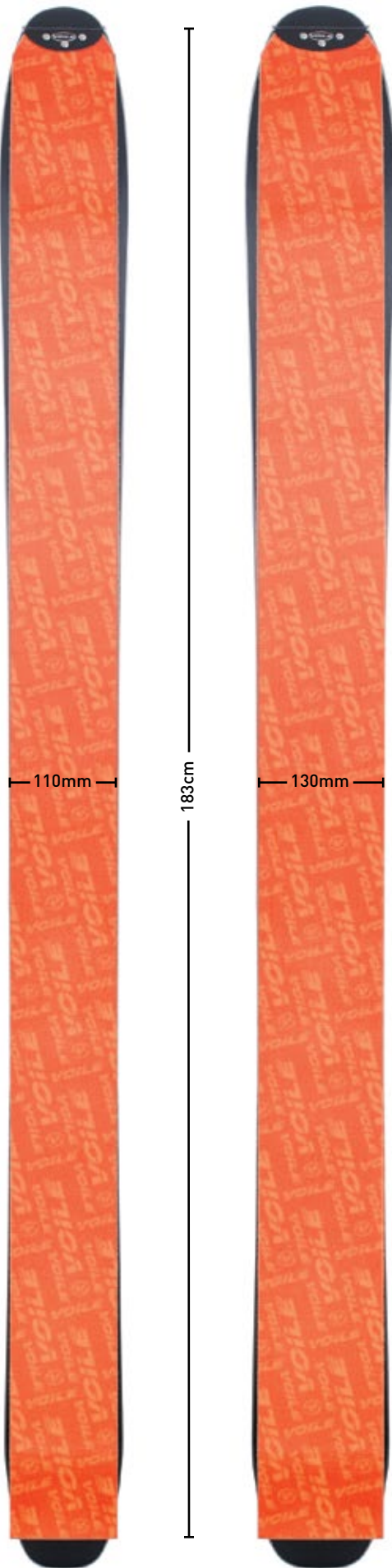
They are a high-quality, well-engineered product that will perform well in challenging conditions for many seasons. Their plush, hydrophobic nylon provides superior grip on steep slopes, while providing good glide for your forward stride and when cruising gentle, rolling terrain.

Reliable adhesion to the ski base is made possible by stainless-steel, riveted tip loops and Gold Label Adhesive. And new for this season is a nifty tail attachment that uses a modified Voilé Strap, paired with a curved, dual-point, stainless-steel fastener that wraps around the tails of today's wider skis.

The skin, tip loop and tail kit combinations are ready-made and available in two different widths and four varying lengths for precise customization to any given ski. And of course, a trim tool and nylon stuff sack are included.







## SKI SKINS

110mm | #3091-110 | 1lb. 10oz. /744g Per Pair

130mm | #3091-130 | 2lbs./908g Per Pair

Simply put, **Voilé Ski Skins** are about as reliable and affordable as you can get. If kept clean, they will perform well in even the soggiest and most-frigid conditions for several seasons.

Their plush, nylon material boasts the best grip-to-glide ratio in the industry. And their riveted, stainless-steel tip loops are pretty-much indestructible. Available in two widths.



## Ski Skins TAIL CLIP KIT

#3090-TC-KIT-110 | Fits Skins 110mm Wide

#3090-TC-KIT-111 | Fits Skins +111mm & Up

🏔️ -110mm: 3.45oz./98g Per Pair

+111mm: 3.6oz/102g

A **Voilé Ski Skins Tail Kit** is a great way to upgrade and modify any existing climbing skins.

A riveted skin attachment anchors the end of a modified, but inimitable, Voilé Strap. Then, an interesting stainless-steel fastener with a prong for the strap cleverly clings to the tail of a wide ski in two places for better contact. Cinch the Voilé Strap to a reasonable torque, and you've got a ski-and-skin combination that's indifferent to whatever the elements shell out.

**\*If the distance between your skin tail and ski tail exceeds 12.25"/31cm this kit will not fit.**



# Universal TELEMARK SKI CRAMPON

- #2090-96-BL 96mm | .62lb/281g Per Pair
- #2090-115-R 115mm | .68lb/308g Per Pair
- #2090-130-TI 130mm | .69lb/313g Per Pair


When the going gets slippery, the smart get a grip—with **Voilé Ski Crampons**.

The crampons attach directly and quickly to the top of skis and stay in the snow, when used, for the utmost in security on steeper, icy slopes. They don't replace boot crampons and ice axes in a serious ski mountaineering environment, but they can be a real boon when making "Dawn Patrol" ascents in the spring, or after quirky, refrozen rain events. They are compatible with most telemark bindings, as well as many varieties of "tech" alpine touring bindings, providing unprecedented grip without substantially inhibiting forward progress.

An elliptical disk is first mounted onto a ski by means of two, standard, #3-Posi screws. Attached to this disk is a similarly shaped, rotating, elliptical lock plate. Once mounted, simply pop a crampon over all this and turn the lock plate 90° (by hand) to keep the crampon in place.

The crampons are available in three widths, and associated colors to accommodate different ski widths.

They're "simple" because they're Voilé. They're "solid," thanks to 6061-T6 aluminum. And they're "backcountry" because quite frankly, that's all we know.



## Ski Crampon DISK SET

Voilé Ski Crampon Disk Set for an additional pair of skis. Mount on your other pair of skis and use the Voilé Ski Crampon on that set of skis too. Choose color that matches your current Voilé Ski Crampon. Includes a pair of disks, screws, and mounting instructions.

#2095-BL



#2095-R



#2095-TI





## X2

**SHORT** #608-130-10 | **3lb. 2oz. /1420g Per Pair**  
**STANDARD** #608-130-20 | **3lb. 2oz. /1420g Per Pair**

If Sondre Norheim could have skied the **Voilé X2 Telemark Binding**, he might never have left the mountains of Norway for the flatlands of North Dakota.

The X2 sums up 35 years of telemark binding innovation and evolution from Voilé. One of the hallmarks of that body of work is our consistent abandonment of the use of flexible (and breakable) cables. Stranded wires may be great for moving electrons, but for transferring turning forces to a ski, our own tenet of rigid coiled springs, steel rods and spring-loaded cartridges has more than proven itself over time.

In 2007, we took a cue from the randonnée world and introduced the now-legendary, **Voilé Switchback**, a telemark binding with a fool-proof, free-pivot option that greatly facilitates climbing. (And does so with the simple flick of a ski pole.)

Built on the success of the Switchback, the X2 is a beefier, more-active, binding—but still an uphill wonder. It's all wrapped up in a sleek, minimalist design that a Scandinavian would admire, and that lives up to a Voilé credo: Less is ALWAYS more.

Optimized for maximum power transfer, the X2 is augmented with stiffer cartridges, a much-longer toe plate and a boot pivot point relocated 26mm to the rear. The happy result is a powerful binding with superb downhill performance and the added efficiency of much-easier uphill travel. With regard to the latter, the X2 and Switchback, as well as our 3-Pin Hardware, all feature dual-height climbing elevators. (65mm & 100mm)

When you reach the top of your toil, just "switch back" to the X2's downhill mode, and you'll soon be making turns that would even make Sondre jealous.





# SWITCHBACK

- SHORT #608-110-10 | 3lbs./1360g Per Pair
- STANDARD #608-110-20 | 3lbs./1360g Per Pair
- WOMENS #608-115-10 | 3lbs./1360g Per Pair

We admit it. We never saw it coming. Like other manufacturers in the telemark category, we weren't prepared for the trend toward alpine touring gear that under-weighted and out-climbed telemark boot and binding setups. Who'da thunk it?

Inspired by the climbing ease of randonné bindings, the advent of the **Voilé Switchback Telemark Binding** is a well-deserved milestone in the history of modern telemark bindings. It allows backcountry telemark skiers to ascend on a par with Alpine cohorts, but still descend with classic Nordic style.

All that said, the technology to create such a tele binding—and make it reliable—didn't come easily. Some of the best minds of our competition had given it a go and created bindings that were far from foolproof. And we dared not follow in those tracks. Literally.

Now in service for close to a decade, the Switchback has set the industry standard for free-pivot, telemark bindings. This is due, in large part, to the ingenious design of the binding's fully-encased, stainless-steel, pivoting and locking mechanisms. While the inner workings of this masterpiece are hidden from plain view, the adventurous skier need only know that pushing the lever to the left frees the whole shebang to swing upward 50 degrees and pushing it to the right locks it all down for, well, going down. All with the snap of a ski pole tip.

But the marvels don't stop there. The heat-treated, stainless steel toe plate is a sleek and elegant design that, when paired with the rear latch bar, actually helps chop and remove snow accumulation while climbing. Once in the downhill mode, Voilé's signature combo of steel connecting rods and compression springs gives the Switchback power for turning, while still keeping weight to a minimum: Three pounds, to be exact.


So if you prefer the Norwegian dance to Austrian, locked-heel dogma, this may be the binding for you. If you prefer to spend more time earning your turns than riding a lift, maybe even more so. If you prefer a "neutral" tele binding or wear a tiny-sized boot, this is definitely the binding for you. And if you ski colossal skis in four-buckle boots, you might prefer the Switchback's younger sibling, the X2.



Short & Standard Switchback



Womens Switchback



Spring Loaded Locking Mechanism

## HARDWARE 3-Pin

SHORT #608-21-10 | 2lbs. 13oz. /1290g Per Pair  
STANDARD #608-21-20 | 2lbs. 13oz. /1290g Per Pair

The **Voilé Hardware 3-Pin Telemark Binding** is a unique mix of time-honored Nordic functionality and modern, made-in-Utah performance. It's the veritable Swiss Army Knife of telemark bindings.

Based on the 1927 brainchild of Norwegian (of course), Bror With, the Hardware 3-Pin's toe piece accepts any telemark boot with a standard 75mm "duckbill." Unlike the "rat trap" bindings of yesteryear, the binding's bail is a tempered, embossed steel plate that locks down in any of three levels to accommodate varying boot sole thicknesses. The binding's toe box is massively built of 6061-T6 aluminum, and mounts to a 20mm nylon riser that ramps slightly upward to accommodate the rocker of many telemark boots.

The thing that really curls toes is the addition of our brainchild, the Hardware part, a "non-cable," rod-and-cartridge-spring assembly that provides amazing torsional rigidity when making turns. This technology burst on the scene in 2002 in the form of the Voilé Hardware Binding and has become a hallmark of Voilé's modern tele bindings. Five years later, the Voilé Hardware gave way to the now-beloved Voilé Switchback.

These days, spring cartridges are commonplace in the telemark binding category, but what still sets our Hardware design apart is the accompanying use of threaded steel rods and heel assemblies—rather than braided cable—at each end of the cartridge. This eliminates the need for any sort of crimping weirdness or other gizmos that would otherwise be necessary to complete a toe-to-heel loop.

In the case of the Hardware 3-Pin binding, the entire Hardware assembly easily detaches from the toe piece to provide the utmost in touring and climbing efficiency, as well as a Plan B for getting you home in the unlikely event that the mechanism suffers trauma or is lost. And speaking of upward travel, the Hardware 3-Pin features the same heel pad and dual-height climbing elevators as the Switchback and X2.

So whether you're dropping into the Nordic curtsy, cranking parallel turns, or kicking and gliding, the Voilé Hardware 3-Pin is about as versatile as it gets.



# 3-PIN CABLE TRAVERSE

#602 | 2lbs. 2oz./998g Per Pair

The **Voile 3-Pin Cable Traverse Telemark Binding** bridges the gap between our Hardwire 3-Pin and 3-Pin Cable bindings. It is an ideal binding for skiers who enjoy long touring days over moderate terrain with occasional steep pitches, and who prefer softer plastic or leather boots.

The toe piece is the same as that of the Hardwire 3-Pin, being robustly constructed of the same 6016-T6 aluminum and tempered steel toe bail. The 3-Pin Cable Traverse employs a similar, but slightly lower, heel pad than the Hardwire 3-Pin, but, likewise, offers dual-height climbing elevators. By contrast, 3-Pin Cable Traverse makes use of our time-honored, cable springs, rather than rods and cartridge springs, and drops 11 ounces of weight per pair in the process.

Unlike the Voilé 3-Pin Cable binding, the 3-Pin Cable Traverse mounts to a ramped 10mm riser. (All Voilé risers are pre-drilled with a 4-hole pattern that is standard in the industry.) This moderate shim still provides good leverage for tipping the ski without scraping the toe piece, as well as better purchase into the ski core, itself.

Versatility on a diet. That's the 3-Pin Cable Traverse.

\*3-Pin Cable Traverse Riser also available. See page 46.







## 3-PIN CABLE

#601 | 1lb. 13oz./810g Per Pair

Before the advent of compression spring cartridges, telemark binding designs relied on an expandable springs to compensate for the rise in the heel when turning. Such springs were typically used in conjunction with some sort of flexible cable.

Enter the **Voilé 3-Pin Cable Telemark Binding**. Introduced in 1989, the name is a bit of a misnomer. As with all Voilé tele bindings, there really is no cable in the conventional sense. Instead, a pair of long, rigid, coiled springs with hooks and a locking heel piece complete the necessary toe-to-heel loop. The springs expand ever so slightly with each telemark turn and can be easily adjusted on the heel end. It's a design that has stood the test of time, and is still very popular with skiers who prefer the comfort and flex of leather and softer plastic telemark boots.

The so-called "cable" assembly hooks to a bomber toe piece akin to that of the Voilé Hardwire 3-Pin. Similarly, it can be removed to facilitate climbing and reattached for making turns.

At 1 lb, 13 oz. per pair, the Voilé 3-Pin Cable binding weighs in like a featherweight and performs like a middleweight. And if it ain't broke, don't fix it. **\*3-Pin Cable Traverse Riser also available. See page 46.**



## HD MOUNTAINEER 3-PIN

#202HD | 0.965lb./440g Per Pair

The **Voilé HD Mountaineer 3-Pin Telemark Binding**. Despite the ridiculously long name, it's as simple as a telemark binding can get: A 75mm Nordic Norm toe piece that mounts directly to the the ski and a bare-bones heel pad.

But wimpy, it ain't. The toe box is constructed of 5052-H32 aluminum, and machined almost identically to our 3-Pin Cable bindings. The three-level toe bail meets exactly the same specs as our other 3-Pin offerings and promises to take a licking and keep on clicking.

Obviously, its a binding that is more suited to covering distance than making turns. And it thrives when its snuggled up against the duckbill of a leather boot.

But hey, Mike Hattrup loves it. How 'bout that? **\*3-Pin Cable Traverse Riser also available. See page 46.**

# TELEMARK Accessories

## 3-Pin Cable Traverse Riser

#603

The Voilé 3-Pin Cable Traverse Riser features a newly designed 10mm shim and a 18mm heel pad. The 3° ramp angle in the binding shim helps reduce rocker launch to keep you off your tippy toes, and the dual height 55mm and 75mm climbing bars help prevent your calf muscles from cramping on the way up.

\*Compatible with 3-Pin Cable and HD Mountaineer 3-Pin Telemark Binding.



## Anti-Ice Tape

#705

Heavy-duty adhesive backed poly plastic material. It is essentially a thin slice of ski base material. Sheds snow and ice on your binding toe-piece with ease. Works on all 3-pin telemark bindings. Recommended for bindings where screw heads are exposed, or where plastic anti-ice plates are scratched and no longer repel snow and ice. The Anti-Ice Tape is removable and easy to replace. A hair dryer will help warm the adhesive for easy removal. Sold as a pair.

Recommended for the following Voile bindings:

HD Mountaineer 3-Pin | 3-Pin Cable Traverse | 3-Pin Cable | Hardwire 3-pin

## Voilé Knee Pads

#608-KP

Protect your most vulnerable joint with Voile Knee Pads. Custom buckles for easy on/off, and adjustable elastic webbing provide a custom fit that won't slip down from your knee to your shin. The buckle position does not interfere with the leg movement of telemark skiing. The backing material is moisture wicking, and is one solid piece to provide superior warmth and comfort. They are standard equipment for any telemark skier.

## Climbing Wires

#702-A | 58mm

#702-AS | 48mm

A choice of 58mm or 48mm climbing wires as an add-on accessory for 3-Pin Cable, and HD Mountaineer 3-pin. Designed to function with the 8.5mm grey heel pad.



## AVALANCHE SHOVELS & PROBES

There's no getting around it; carrying a shovel into the backcountry is a necessary evil. That said, in the aftermath of an avalanche burial it's an evil that quickly becomes a godsend. And no doubt, whoever is buried will be praying that others are digging with Voilé shovels.

Our shovels are engineered for maximum strength, ease of assembly and ergonomic efficiency. They are the industry standard among ski patrollers, mountain guides, avalanche forecasters and even some military groups. The basic design has hardly changed in three decades, and we are totally fine with that. In addition, all Voilé shovel scoops and handles are interchangeable.

Voilé shovels: They're overbuilt, underpriced, and damn well better be what your buddies are packing.





## PRO SERIES

### T6 TelePro T6 #402-EX | 1lb. 14oz./850g

The **Voilé Telepro T6 Avalanche Shovel** is the closest thing we make to a snowplow. It's made for moving mountains of snow and is the preferred choice of ski patrollers, avy experts and rescue workers worldwide.

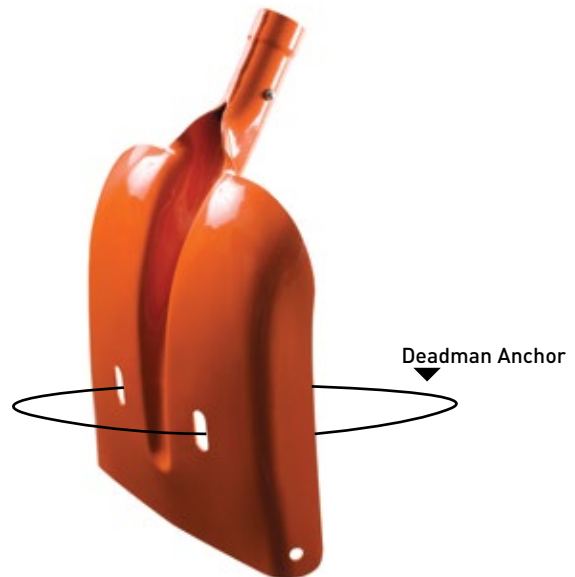

The oversized D-grip handle accommodates heavy gloves or mittens with ease, while adding leverage to your scoop and heave motions. The extended telescoping handle adds even more efficiency and reduces strain on your lower back. Once collapsed, the handle removes easily from the scoop and stows conveniently in a pack for travel or making joyous turns downhill.

But the accolades of the Telepro T6 don't stop there. First, its large scoop is cold forged to its quintessential Voilé shape from 6061 aluminum. The scoop is then heat-treated to an impressive T6 temper.

T6-tempered 6061 aluminum has an ultimate tensile strength of 42,000 psi, and a yield strength of 35,000 psi. So, what does all that mean? Let's just say the end result is a scoop that rivals the strength and rigidity of a heavy, steel scoop you might find on a transfer shovel from a hardware store.

All shovel scoops in the Voilé T6 line feature a pair of slotted holes. In the deft hands of a snow expert, these "deadman" holes may be used to fashion an emergency rescue sled or snow anchor. (Please don't rap off the latter into a deep crevasse.)

The Telepro T6 is truly a professional-level, avalanche shovel at a price anybody can dig.



# PRO SERIES

(Continued)

## TelePro

#402-YE | 11lb. 14oz./850g

Don't be fooled by the Mellow Yellow. This is a serious avalanche shovel that can excavate rotten snow and debris with reckless abandon.

A favorite with many ski patrollers and other professional-types, the **Voilé Telepro Avalanche Shovel** is perfect for anyone who regularly needs to move a lot of snow quickly.

This shovel features the same high-performance D-grip handle and telescoping shaft as the Telepro T6, as well as the same-size scoop. However, where you see yellow, you won't see a pair of holes for rigging emergency gizmos. And as for the scoop, it's constructed of standard-tempered, 5052-H32 aluminum.

Any way you cut it, the Telepro is still one honkin' shovel.



## T6 Mini TelePro T6

#402-M | 11lb. 9oz./710g

OK, you guessed it. The **Voilé Mini Telepro T6 Avalanche Shovel** is everything the Telepro T6 is and LESS.

That's right. Ditto the D-grip handle. Ditto the tough, 6061-T6 aluminum scoop. Ditto the telescoping handle, (although slightly shorter). And ditto those handy deadman holes.

Just subtract four inches from the Telepro T6's overall length, and you've got the "Mini" version thereof. Enough said.



## PACK SERIES

### T6 TelePack T6 #404-EX | 1lb. 11oz./770g

For times when a snow professional is less concerned with moving snow for routine chores, or is not specifically recruited for a rescue operation, the **Voilé Telepack T6 Avalanche Shovel** is an excellent alternative to our Telepro T6 shovel.

Fitted with the same bomber scoop as the Telepro T6, the Telepack T6 features a slightly shorter T-handle (rather than a D-grip) for compact stowage inside a pack. Otherwise, the shovel performs equally well as the Telepro T6 and also features the same pair of deadman holes for rigging an emergency sled or snow fluke.

Once again, the 6061-T6 aluminum used in the Telepack T6 scoop really shines in challenging snow and debris. T6 is the level of hardness reached in the aluminum heat-treating process, resulting in a metal that rivals steel for strength and rigidity at a fraction of the weight.

The Telepack T6: A great choice for pros on the move, or any backcountry enthusiast who wants peace of mind.



## PACK SERIES

(Continued)

### TelePack

#404-YE | 11lb. 11oz./770g

We admit it. We make too many shovels and will probably be trimming our line in the future. Until we do so, the **Voilé Telepack Avalanche Shovel** provides snow professionals and non-pros alike yet another option for a hard-working rescue shovel.

In terms of scoop specs, the yellow Telepack shovel is akin to the Telepro shovel (also yellow). Likewise, witness the same tempered 5052-H32 aluminum and the absence of deadman holes.

Like the Telepack T6 shovel, the yellow Telepack shovel also employs a more-compact T-handle.



### Mini

#406 | 1lb. 8oz./670g

We've got a Dr. Evil, Mini-Me thing going on here. The **Voilé Mini Avalanche Shovel** is a smaller version of the yellow Telepack shovel, but wears a red paint job—a recurring theme in our "mini" shovels. And obviously, its scoop is an inch and a half shorter.

The scoop is made of 5052-H32 aluminum and does not feature deadman holes. The Mini also sports an even shorter (but still-telescoping) T-handle.

All kidding and descriptions aside, this very compact shovel fits into almost any back-pack, but still packs a wallop.





# TECH SERIES



## T6 Tech #425-R | 1lb. 10oz./740g

Truly a top-notch shovel with a hybrid twist, the **Voilé T6 Tech Avalanche Shovel** answers the needs of snow professionals and zealous students of snow study like no other shovel on the market.

It sports a 14" snow saw blade inside its non-telescoping handle for cutting precise snow pits and igloo blocks. This blade easily attaches to the shovel's handle once the scoop is removed.

Moving on to other features, the T6 Tech's red scoop redundantly signifies its smaller (mini) size. And here come those useful deadman holes again. They can be used for emergency purposes and also equate to the scoop's 6061-T6 aluminum construction.

The T6 Tech is a durable, compact, multi-purpose shovel that kills two birds with one stone. And it won't tear up the inside of your pack (or your fingers).





**T-Wood T6**

#415-EX | 1lb. 14oz./850g

Too many shovels, and now too many T's. What's up with the **Voilé T-Wood T6 Avalanche Shovel**, you ask?

Simply put, it's a shovel AND a wood saw. From pruning branches, to digging snow pits, to cutting firewood, this professional-grade rescue shovel/saw redefines the term "handy." It's seven-inch, six-teeth/inch blade stows safely inside the shovel's telescoping handle when not in use, but can be pressed into service by means of a double-pop button.

Given the orange color of its scoop and presence of holes therein, you've probably already guessed that this workhorse is a very serious rescue shovel. No surprise here, since there's uncompromising 6061-T6 aluminum beneath that orange coat of paint.

With the T-Wood T6 in your pack, you'll be prepared for almost anything, and be "King of the Freakin' Forest."



**T-Wood**

#415-YE | 1lb. 14oz./850g

At the risk of sounding like a broken record, we'll say it again. The yellow scoop of **Voilé T-Wood Avalanche Shovel** means it's still full-sized, but made of 5052-H32 aluminum and does not have deadman holes. (You knew that, right?)

Otherwise, this T-Wood shovel/saw looks and performs comparably to the T-Wood T6 shovel.



## TECH SERIES

(Continued)

### T-Wood Mini

#415-M | 1lb. 10oz./740g

To round out our dizzying array of wood-cutting rescue shovels, we offer the **Voilé T-Wood Mini Avalanche Shovel** for those who prefer to pack smaller and lighter.

The same seven-inch, six teeth/inch blade nests inside a smaller telescoping handle, and cuts wood or snow like crazy. The 5052-H32 aluminum scoop is shorter than the other T-Wood shovels and does not feature deadman holes (hence the red color).

The T-Wood Mini's red color, compact nature and usefulness make it the proverbial Swiss Army Knife of Voilé shovels. And if you fell a live Douglas Fir with this thing, we don't wanna know about it.



## XL SERIES

### XLM

#417-G | 1lb. 2oz./500g

The **Voilé XLM Avalanche Shovel** is the ultimate rescue shovel for hardcore minimalists. If you're an "ounce counter" or cover great distances in your backcountry forays, it's a shovel well worth considering.

Its mini-size scoop, made of thinner-gauge aluminum, and non-telescoping handle lend a hand in making it the lightest shovel we offer. But we couldn't live with ourselves if we didn't cold forge the XLM's scoop from 6061 aluminum and then heat-treat it to a T6 temper. Here at Voilé, lightweight never equates to wimpy.

We realize the XLM should probably have "T6" in its name, but then it would need red paint and just wouldn't be the little emerald gem that it is.



# AVALANCHE PROBES

## Guide Probe 320cm

#1180 | 11oz/308g

An avalanche probe rounds out the Holy Trinity of mandatory rescue gear that every skier, rider or snowmobiler should carry into avalanche terrain. Without it, determining the precise location of a buried victim quickly becomes problematic and wastes precious time.

The **Voilé Guide Avalanche Probe** stands out in the mix as incredibly-easy to assemble and use. Its 320cm length makes it the obvious choice of avalanche professionals, while its meager 11-ounce weight makes it light enough for anybody.

Alternating orange and black 7075-T6 aluminum tubes snug together quickly, thanks to "speed cones" on their fore ends. The interior, coated stainless steel cable passes through the cones and tubes to the end of the probe, where it attaches to a shorter black tube that nests inside the last (orange) tube. Assembly of the probe merely requires pulling this black inner tube, by means of a cord loop, until a pop-up button springs out to lock the whole shebang into a long, debris-piercing rod.



## Tourlight Probe 260cm

#1170 | 9oz./266g

The **Voilé Tourlight Avalanche Probe** features the same design and construction specs as the Guide Probe in a slightly-smaller, but still easy-to-use, package. Its 260cm length surpasses the minimum acceptable length of a useful avalanche probe (240cm) by 20cm, and retails for \$10.00 USD less than our Guide Probe.

Alternating red and black tube sections snap together to form a dependable rescue tool. Etched depth markings at 5cm intervals make the Tourlight Probe a useful tool for snow study and carving Rutschblocks.

Both of our avalanche probes include nylon storage bags with strap loops for attaching a probe to your shovel handle.







Voilé STRAPS

32"



24"



20"



15"



## Voilé STRAPS

32" #800-32-0

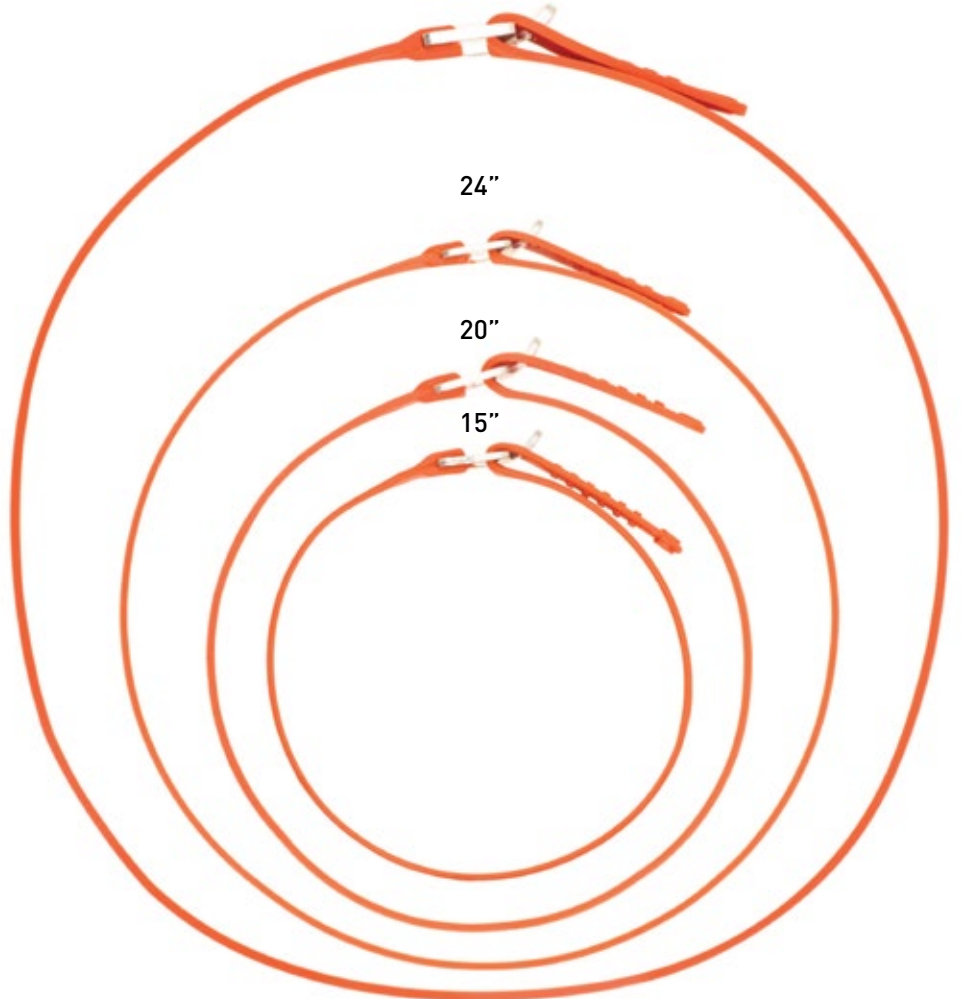
24" #800-24-0

20" #800-20-0

15" #800-15-0

If anything is better than duct tape, it is Voilé Straps. Made of tough stretch polyurethane and a hardened aluminum buckle, Voilé Straps have many uses. You should always carry a few Voilé Straps when traveling in the backcountry. A-frame skis on your pack, fix a pesky climbing skin, hold your shovel and probe together, and of course hold your skis together for transport.

32"




24"

20"

15"





## Custom STRAPS

32" #800LOGO-32-0

24" #800LOGO-24-0

20" #800LOGO-20-0

15" #800LOGO-15-0

There is no better way to get your brandmark outside and noticed than your own custom labeled Voilé Strap.

**MINIMUM ORDER 100 STRAPS PER SIZE.  
ONE TIME, \$50 PLATE FEE. ADDITIONAL PLATES \$20.  
\$50 MINIMUM IF ARTWORK NEEDS TO BE MODIFIED.**

### Artwork Guidelines

Your original vector art will provide you the best reproduction and the fastest turn-around time. File types we accept contain vector artwork that is saved as an .eps (preferred), .ai, .svg, or .pdf.

### YOUR ART MUST CONTAIN:

- Any/all type must be outlined. Do not embed fonts.
- Any/all strokes must be outlined and no thinner than 0.25 pt.
- All artwork and type must be a single, solid color.  
We only print in black. Straps are available in orange ONLY.
- No type can be smaller than 8pt to remain legible.

Vector artwork is not based in pixels, but instead uses mathematical algorithms to draw lines and curves (paths). They are created using programs such as Adobe Illustrator or Corel Draw. When a vector image is scaled to a different size, the image is re-drawn using the algorithm, resulting in an image that is just as crisp as the original.

Bitmap (or raster) images are stored in a series of pixels and then arranged in a pattern to form the image. When you zoom in on a bitmap image you can see the individual pixels that make up that image. These pixels form a jagged, rough edge that when resized results in poor reproduction. Most design programs will allow you to save a bitmap, .gif, .png or .jpg image as a .eps, or .pdf. This does not necessarily mean that your art file has been converted into vectored art.

**WE CANNOT USE ANY ART THAT WAS SAVED FROM A LOW-RESOLUTION BITMAP/ JPEG IMAGE FILE.**

A \$50 minimum fee may be applied to your order if the provided artwork does not meet our requirements and needs to be re-created. You must then be able to provide an oversized, high-resolution .jpeg or .tiff, of your artwork that is no less than 300 dpi/ppi. Conversion from a high-resolution .jpg/.tiff can generally yield satisfactory results, but is comparatively less crisp than vector art. If your artwork contains only text please identify the typeface in which the art was set.

**File Types Not Accepted:**  
Low-Resolution Bitmap/Raster Art

.bmp—Bitmap Image File  
.jpeg—Joint Photographic Expert Group  
.gif—Graphics Interchange Format  
.png—Portable Network Graphic




72 dpi .jpg



72 dpi .bmp





**@voilemf**

**#the\_V\_team**

- @backcountryliving
- @bfredlund
- @cindilougrant
- @ericbalken
- @neilprovo
- @noah\_j\_howel

**Ambassadors**

- @aarondiamond13
- @anikulapu
- @airandrice
- @beartoothpowder
- @ckohnstamm
- @gunnarwjohanson
- @jenmcgoldrick
- @joelefans
- @kyle.leeland.drake
- @trent\_meisenheimer
- @nick.dalessio
- @mattprimomo
- @ty.guarino
- @\_weston\_d
- @whaas
- @wowasatch

**Friends & Fans**

- @bcm\_tyco | @ben\_kelley
- @buffstuf | @coolskidanny
- @cruisergreen | @dvbutcher
- @garlicfarmer | @garethtate
- @hefe\_steele | @kellymsteele
- @kylemiller411 | @lancekoudes
- @marlebones | @spindrift65





**BACKSHOP**



## TELEMARK BINDING JIG

#304-H

Tired of using paper templates or maddening stickers?

The adjustable Voilé Telemark Binding Jig fits skis with a waist width of 72mm to 125mm. The jig works with both 75mm Nordic Norm Three-Hole and modern Four-Hole mounting patterns for toe pieces, and fits most Two-Hole heel pad patterns.

The replaceable tacky rubber blocks secure placement to the ski, and are adjustable to accommodate wider width skis. The large rubber grip handles and spring tension closing mechanism allow for easy – yet accurate – placement with sighting windows to find centerlines without fuss.

Compatible with ALL Voilé Telemark Bindings.

### M6 x 2.25mm Screw Tap

#320

Recommended for use with skis constructed with a top metal laminate, allowing your binding screws to go in right the first time.



### 3.5 x 9mm Drill Bit

#330

This 3.5 x 9mm Wintersteiger drill bit is the recommended width and depth for drilling any Voilé ski.



# TUNING TREE

#360

Easy to setup, easy to use—the Voilé Tuning Tree is a great platform for mounting, tuning and waxing your Voilé back-country skis or splitboard.

The durably glass-filled nylon frame secures to most any tabletop or workbench. The tacky rubber pads on top provide an ample amount of retention without the need for vises or clamps that can be troublesome with cap skis or splitboards. And the vertical slots allow for easy side-edge work or repair almost anywhere.

The lightweight Tuning Tree is also perfect for the traveling enthusiast that needs an affordable platform for those unexpected repairs when a shop is miles, if not hours, away.



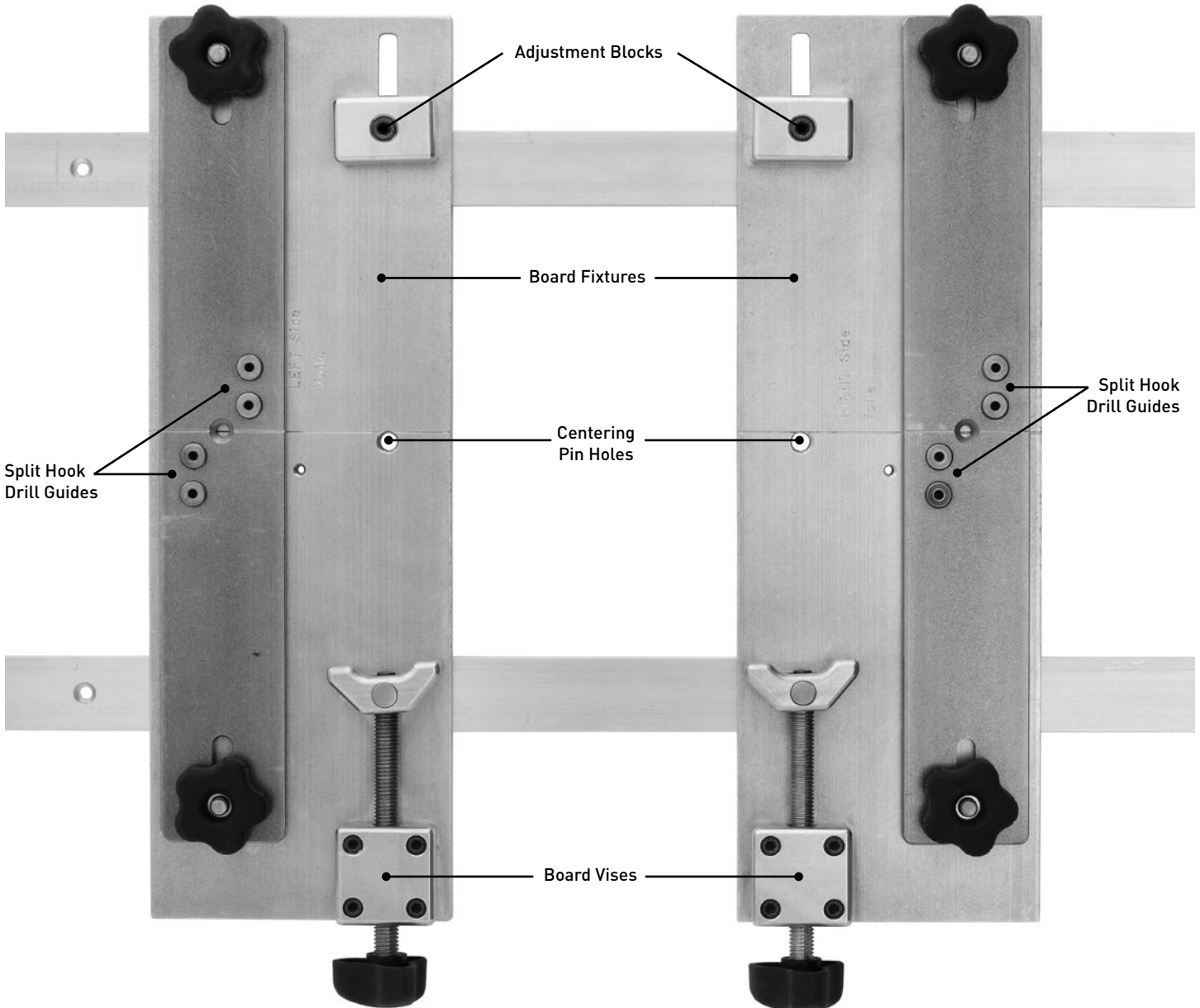
# SPLIT HOOKS DRILL JIG

#306

Originally designed to streamline our splitboard production for tight tolerances, the Voilé Split Hooks Drill Jig is now available to dealers and splitboard manufacturers. Adjustable to accommodate most any board size or shape, this jig will provide years of reliable service.

Steel drill guides insure accurate drilling and long-life, while the aluminum board-vises prevent damage from over-tightening.

Compatible with Voilé Hooks and Karakoram K-Clips.






# SPLIT HOOKS DRILL GUIDES

#305

If you already have a board vise for drilling interface holes in splitboards, the Split Hooks Drill Guide can help further streamline the process. Mounted to any tabletop with either channel slots or holes at measured increments, the tool steel drill guides provide precise and consistent drills day-in, day-out.

Compatible with both Voilé Split Hooks and Karakoram Clips.



## Tip Clip Drill Jig

#307

Tired of sticker templates? Always drill consistently with the Voilé Tip Clip Drill Jig.

Works with both Voilé Clips and Karakoram Clips.



## Tip Clip Rivet Tool

#308

Works with both Voilé Clips and Karakoram Clips.



## Counter Bore Drill Bit

#309

Counterbore the base of your splitboard to match your split hook hardware.



# SPLITBOARD PARTS

## Slider Tracks (2)

#1100-1

Bindings attach to the Slider Track with binding screws and T-nuts.

Slider Pin #1100-4/4CLR  
Touring Bracket #1100-2/2SP



## T-Nuts for Slider Track

#1100-9

Eight, 6mm T-Nuts for use with Voilé Slider Track.



## Binding Screws

#1100-9-S

Eight, M6 x 12mm flathead binding screws.



## Slider Pin (1)

#1100-4

Compatible with Voilé Slider Track and Light Rail bindings 2012 and older. Lanyard included.



## Slider Pin for Crampon & Light Rail (1)

#1100-4CLR

Longer Voilé Slider Pin for use with either Slider Track and Splitboard Crampon or Light Rail Bindings 2012 and newer. Lanyard included.



## Slider Pin for Light Rail Crampon (1)

#1100-4LRC

Longer Voilé Slider Pin for use in with Light Rail Bindings 2012 and newer and Light Rail Crampon. Lanyard included.



## Lanyards for Slider Pins (2)

#1100-4L

Replacement lanyards for Voilé Slider Pins.



## Touring Bracket

#1100-2

Compatible w/ Slider Track and Light Rail bindings 2012 and OLDER.

Slider Pin #1100-4/4CLR



## Touring Bracket (DIY)

#1100-2SP

Compatible w/ Slider Track and Light Rail binding 2012 & older.

Slider Pin #1100-4/4CLR



## Splitboard Dual Climbing Heels (2)

#1130-56

Includes 55mm and 75mm Climbing Wires.



## Touring Bracket for Light Rail (2)

#1100-2LR

Compatible with Light Rail bindings 2012 and NEWER. Slider Pin #1100-4CLR/4LRC



## Screws for Touring Bracket

#1100-9-S10

Compatible with factory inserts ONLY.  
(6) 6mm x 10mm Screws



## Screws for Dual Climbing Heels

#1100-9-S16

Compatible with factory inserts ONLY.  
(4) - 6mm x 16mm screws.



## Split Hooks

#1100-6

Voilé Split Hooks for Factory Splitboards. Includes all hardware. **HARDWARE NOT COMPATIBLE WITH DIY BOARDS. #1100-6SP**



## Split Hooks Screw Pack

#1100-6-CB

Replacement screws, nuts and washers for factory splitboards.



## Split Hooks (DIY)

#1100-6SP

Split Hooks and hardware for DIY splitboards. Includes mounting template.



## Split Hooks (DIY) Screw Pack

#1100-6-CS


Replacement screws, nuts and washers for DIY Split Hooks.



## Split Hooks CAM Bushing Kit

#1100-6-CAM

Simple, easy to use mechanism to remove any loose play in your splitboard hooks.



## Tip Clips (2)

#1100-11

One pair of tough nylon tip-clips, rivets and bushings to repair or replace old worn-out or broken tip-clips.



## Splitboard Puck (1)

#1100-31

Can be used for regular or goofy mounting. Four per board needed.

**NOT COMPATIBLE WITH OLDER DISCS**



## Splitboard Puck Gasket (1)

#1100-12-G

Provides secure placement of the Splitboard Puck. Four per board needed.



## Splitboard Disc Inline Slot (1)

#1100-32

Mounts inside Splitboard Puck. Two per board needed.

**NOT COMPATIBLE WITH OLDER PUCKS**



## Splitboard Disc Parallel Slot (1)

#1100-33

Mounts inside Splitboard Puck. Two per board needed.

**NOT COMPATIBLE WITH OLDER PUCKS**



## Splitboard Puck Mounting Screws (8)

#1100-9-107

Eight, 6mm diameter x 10.7mm length screws.



## Puck Alignment Guide

#1100-17

Accurately and quickly adjust the stance width and angles of your Voilé Splitboard Pucks.



## Split Kit Pucks (DIY)

#1100-3

The Split Kit Puck with 2-hole secure t-nut mounting. Includes 8 M6 x 12mm truss-head screws, 8 M6 bottom t-nuts, and 8 P-Tex discs.



## Template Sticker Pack (DIY)

#1100-10

Clear sticker templates for mounting the DIY cut your own board kit.



## T-Nut for Split Kit (DIY)

#1100-23

Single, M6 T-nut for the DIY split kit.



## P-Tex Disc for (DIY) Split Kit (18)

#1100-26

(18) P-Tex discs covers t-nuts on the base of your DIY splitboard.



## Scraper

#1100-16



## Switchback Parts

### BC-Kit Switchback Short Rod

#608-25-10

One complete Short Hardwire heel assembly for your Voilé Switchback binding.



### BC-Kit Switchback Standard Rod

#608-25-20

One complete Standard Hardwire heel assembly for your Voilé Switchback binding.



### BC-Kit Womens Switchback Short Rod

#608-35-10

One complete Womens Short Hardwire heel assembly for your Voilé Switchback binding.



### BC-Kit Switchback X2 Short Rod - Black

#608-135-10

One complete Short Hardwire heel assembly for your Voilé Switchback X2 binding.



### BC-Kit Switchback X2 Standard Rod - Black

#608-135-20

One complete Standard Hardwire heel assembly for your Voilé Switchback X2 binding.



### Switchback Spring Cartridges (4)

#608-38-R

Set of 4 Spring Cartridges for the Switchback binding.



### Womens Switchback Spring Cartridges (4)

#608-38-W

Set of 4 Spring Cartridges for the Womens Switchback binding.



### Switchback X2 Spring Cartridges (4)

#608-45-B

Set of 4 Spring Cartridges for the Switchback X2 binding.



### Switchback Climbing Wires - 65mm

#608-65

(2) 65 mm climbing wires for the Switchback dual LP heel piece.



### Switchback Climbing Wires - 80mm

#608-80

(2) 80 mm climbing wires for the Switchback dual LP heel piece.



### Switchback Climbing Wires - 100mm

#608-100

(2) 100 mm climbing wires for the Switchback dual LP heel piece.



### Switchback Plugs

#110-PLUG

GREY Replacement plugs for the Switchback and Women's Switchback Telemark bindings.



### Switchback X2 Plugs

#130-PLUG

BLACK replacement plugs for the Switchback X2 Telemark bindings.



### Short Rod (4)

#608-28

Compatible with Hardwire 3-Pin bindings 2003-2004 and newer.

Fits Mens: 24-26.5 / 5-8.5 US  
Women's: 23-25.5 / 4-7.5 US  
Rod Length: 6.75in / 17.1cm



### Standard Rod (4)

#608-30

Compatible with 3-pin Hardwire bindings 2003-2004 and newer.

Fits Mens: 27-31 / 9-13 US  
Rod Length: 8in / 20.3cm



### Hardwire 3-pin Spring Cartridges

#608-38-3P

Set of 4 Spring Cartridges for the Voilé Hardwire 3-Pin Binding. Will work with any vintage Hardwire model telemark binding.



### Hardwire Levers Pair-Black

#608-90

One Pair of Hardwire telemark binding levers (black). Includes screws and nuts to attach to Hardwire Assembly.



### Hardwire Levers Pair - Grey

#608-88

One Pair of Hardwire telemark binding levers (grey). Includes screws and nuts to attach to Hardwire Assembly.



### Long Posi-Screw (3/4")

#301-9-75

1 - 3/4" binding mounting screw.



### Riser Plugs (12)

#21-PLUG

Plugs for toe and 2 long plugs for heel assembly.



## 3-Pin Cable Parts

### Side Throw Heel & Spring Unit (1)

One Sidethrow heel unit and two cable springs.



Standard 8" #605-1

X-Large 9" #605-1-9-XL

XX-Large 10" #605-1-10-XXL

### Side Throw Heel Assembly (1)

#605-2

Single, sidethrow heel piece for 3-pin cable telemark binding. Works on left or right binding.



### Short Posi-Screw 5/8" (1)

#301-9-S

Single, 5/8" binding mounting screw.



### Cable Springs Standard 8" (1)

#605-L

Single, Standard 8" cable spring for 3-pin cable telemark binding. Cut to length and sand or file end.



### Cable Springs X-Large 9" (1)

#605-XL

Single, X-Large 9" cable spring for 3-pin cable telemark binding. Cut to length and sand or file end.



### Cable Springs XX-Large 10" (1)

#605-XXL

Single, XX-Large 10" cable spring for 3-pin cable telemark binding. Cut to length and sand or file end. For US Mens sized 13 and up.



# Avalanche Shovel Parts

## Avalanche Shovel Scoop #401-1YE

Replacement Voilé shovel scoop. The Yellow scoop uses our durable standard tempered aluminum.



## TelePro Handle (D) #401-3D

Replacement Telepro "D" shovel handle. Choose orange or yellow sticker to match your shovel scoop.

Orange #401-3D  
Yellow #401-3D-Y



## T6 Tech Handle #401-S

Replacement T6 Tech Handle (includes snow saw).



## T6 Avalanche Shovel Scoop #401-9

Replacement Voilé Orange T6 scoop, one of the most durable shovel scoops available. The 6061-T6 heat-treated aluminum scoop with deadman holes for use as a rescue sled or as an emergency anchor.



## TelePack Handle (T) #401-3T

Replacement Telepack "T" shovel handle. Choose orange or silver sticker to match your shovel scoop.

Orange #401-3T  
Yellow #401-3T-Y



## T6 Tech Snow Saw Only #401-S1

Replacement saw for the T6 Tech Avalanche Shovel. The T6 tech saw is a 14"/36cm snow saw blade.



## T-Wood Handle #415-S

Replacement T-Wood Handle (includes wood saw).

Orange #415-S  
Yellow #415-S-Y



## Mini Avalanche Shovel Scoop #401-1M

Replacement Voilé Mini shovel scoop. The Mini scoop uses our durable standard tempered aluminum.




## Mini Handle (T) #401-3M

Replacement, telescoping Mini handle (T).



## T-Wood Mini Handle #415-SM

Replacement T-Wood Mini Handle (includes wood saw).



## T6 Mini Avalanche Shovel Scoop #401-10

Replacement Voilé Mini T6 scoop, one of the most durable shovel scoops available. The 6061-T6 heat-treated aluminum scoop with deadman holes for use as a rescue sled or as an emergency anchor.



## Mini TelePro Handle (D) #401-3MT6

Replacement Mini Telepro handle (D).



## T-Wood (Saw Only) #415-S1

Replacement saw blade for the T-Wood and T-Wood Mini.



## XLM Avalanche Shovel Scoop #401-11

Replacement XLM shovel scoop. The XLM scoop uses a thinner gauge 6061-T6 heat-treated aluminum for light weight and improved durability.



## XLM Handle #401-3XLM

Replacement XLM handle (T).



## One Sided Pop Pin #401-4A

One sided pop pin for use with any Voilé telescoping shaft.



## Two Sided Pop Pin #401-4B

Two sided pop pin for use with any Voilé Avalanche Shovel scoop.



\*All scoop coatings are GUARANTEED against flaking or chipping.  
\*\*All Voilé shovel scoops are interchangeable with all Voilé shovel shafts/handles.





## DOWNRANGE

**160 Vector BC White**  
#5310-160-1516



**170 Vector BC White**  
#5310-170-1516

**180 Vector BC White**  
#5310-180-1516

The **Voilé Vector BC** adds a Voilé Traction Pattern Base to the reliably-efficient Vector and helps the adventurous backcountry skier get even further into the hinterland—especially when a long approach is required.

The Vector BC does not eliminate the need to carry skins into the backcountry, but once at the apex skiers can expect downhill turning akin to the original Vector on steeper slopes, and get a buzz (hear a hum) on lesser slopes.

Voilé Traction Pattern Base  
Lightweight Aspen Wood Core  
Carbon Fiberglass Layer  
Triaxial Fiberglass Layer  
Durable Polyamide Topsheet  
2mm Full-Perimeter Steel Edges  
Voilé Hybrid Rocker



## Voilé Tan Strap

Tan 499 Voilé Strap with a non-reflective fiberglass infused Tan 499 nylon buckle.

**Voilé Strap 9"**  
#806-9-T



**Voilé Strap 15"**  
#806-15-T



**Voilé Strap 25"**  
#806-25-T



## SWITCHBACK-GREY

**SHORT** #608-110-10-GR | 3lbs./1360g Per Pair  
**STANDARD** #608-110-20-GR | 3lbs./1360g Per Pair

A free-pivoting, alpine touring-style telemark binding, the Voilé Switchback allows backcountry telemark skiers to ascend with zero heel resistance, thus conserving valuable energy and allowing for easier trail breaking. The Switchback is easily switched from uphill touring to downhill telemark skiing with the use of your ski pole. Also, it comes standard equipped with dual height climbing heel elevators for varying ascents.




## BC-Kit Switchback-Grey

**Short** #608-25-10-GR (24-26.5)  
**Standard** #608-25-20-GR (27-31)  
**Long** #608-25-30-GR (31+)

One complete heel assembly for your Voilé Switchback binding.

# WEIGHTS & DIMENSIONS



## Revelator

	159	162	165	169
Effective Edge	103.7	106.7	109.7	112.7
Sidecut (meter)	8.8	9	9.2	9.4
Waist Width	25.7	26.1	26.3	26.5
Nose Width	29.8	30.2	30.5	30.8
Tail Width	28.6	29	29.2	29.4
Nose Height	6.3	6.4	6.5	6.8
Tail Height	4.5	4.5	4.5	4.5
Nose Length	31.8	31.8	32.1	32.1
Tail Length	28.8	28.8	29	29
Stance	-3	-3	-3	-3
Stance Width (max in)	25.5	25.75	26	26
Board Weight (kg/lbs)	2.89kg/6lbs.6oz.	2.95kg/6lbs.8oz.	3.03kg/6lbs.11oz.	13kg/6lbs.14oz.
Suggested Weight Range (lbs-kg)	130-200/59-91	130-210/59-95	150+/68+	150+/68+



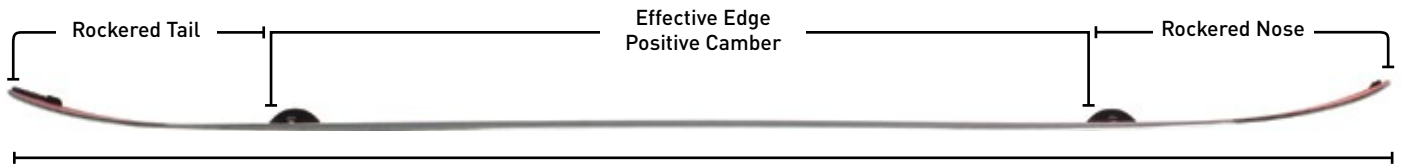
## Revelator BC

	159	162	165	169
Effective Edge	103.7	106.7	109.7	112.7
Sidecut (meter)	8.8	9	9.2	9.4
Waist Width	25.7	26.1	26.3	26.5
Nose Width	29.8	30.2	30.5	30.8
Tail Width	28.6	29	29.2	29.4
Nose Height	6.3	6.4	6.5	6.8
Tail Height	4.5	4.5	4.5	4.5
Nose Length	31.8	31.8	32.1	32.1
Tail Length	28.8	28.8	29	29
Stance	-3	-3	-3	-3
Stance Width (max in)	25.5	25.75	26	26
Board Weight (kg/lbs)	2.89kg/6lbs.6oz.	2.95kg/6lbs.8oz.	3.03kg/6lbs.11oz.	13kg/6lbs.14oz.
Suggested Weight Range (lbs-kg)	130-200/59-91	130-210/59-95	150+/68+	150+/68+



## Womens Revelator

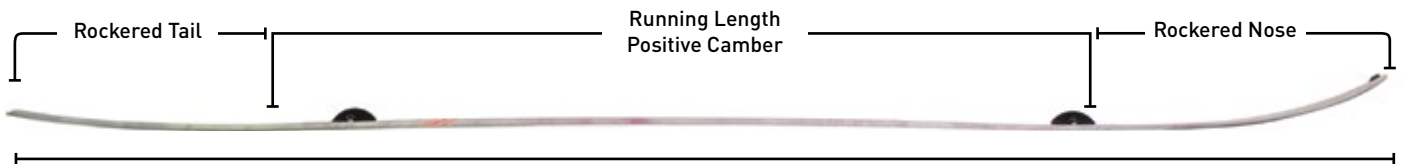
	149	154
Effective Edge	95.7	98.7
Sidecut (meter)	8.2	8.4
Waist Width	24.6	24.8
Nose Width	29	29.2
Tail Width	27.8	28
Nose Height	5.9	6.1
Tail Height	4.1	4.3
Nose Length	30.9	31.2
Tail Length	27.9	28.2
Stance	-3	-3
Stance Width (max in)	23.5	23.5
Board Weight (kg/lbs)	2.6kg/5lbs.11oz.	2.68kg/5lbs.14oz.
Suggested Weight Range (lbs-kg)	90-160/41-73	100-180/45-82



Artisan	156	159	162	165
Effective Edge	110.9	113.6	116.2	119
Sidecut (meter)	8.3	8.4	8.5	8.55
Waist Width	24.9	25.4	26.1	26.3
Nose Width	29	29.3	30.2	30.4
Tail Width	29	29.3	30.2	30.4
Nose Height	4.5	4.5	4.6	4.6
Tail Height	4.5	4.5	4.6	4.6
Nose Length	23	23	23.5	23.5
Tail Length	23	23	23.5	23.5
Stance	-2	-2	-2	-2
Stance Width (max in)	25.5	25.75	26	26
Board Weight (kg/lbs)	3.2kg/7lbs.1oz.	3.31kg/7lbs.5oz.	3.37kg/7lbs.7oz.	3.49kg/7lbs.10oz.
Suggested Weight Range (lbs-kg)	130-200/59-91	130-210/59-95	150+/68+ 1	50+/68+




Womens Artisan	148	153
Effective Edge	105	108.6
Sidecut (meter)	8	8.2
Waist Width	23.9	24.3
Nose Width	27.8	28.1
Tail Width	27.8	28.1
Nose Height	5	5
Tail Height	5	5
Nose Length	21	22
Tail Length	21	22
Stance	-2	-2
Stance Width (max in)	23.5	23.5
Board Weight (kg/lbs)	2.78kg/6lbs.2oz.	2.95kg/6lbs.8oz.
Suggested Weight Range (lbs-kg)	90-160/41-73	100-180/45-82



V-Tail	160	170	180	190
Effective Edge	114	122.5	128	135
Sidecut (meter)	8.0	9.0	10.0	11.0
Waist Width	25.4	25.7	25.9	26.2
Nose Width	30.4	30.7	31	31.3
Tail Width	28.8	29	29.3	29.6
Nose Height	6	6	6	6
Nose Length	32	32.5	35	36
Tail Length	14	15	17	19
Stance	0	0	0	0
Stance Width range(in)	17-23	18-25	18-26	18-26
Board Weight (kg/lbs)	3.24kg/7lbs.2oz.	3.44kg/7lbs.9oz.	3.61kg/7lbs.15oz.	4.05kg/8lbs.15oz.
Suggested Rider Range (lbs-kg)	90-130/41-59	120-170/54-77	140-200/64-91	160-220+/73-100+



**X-Series**



**X9**



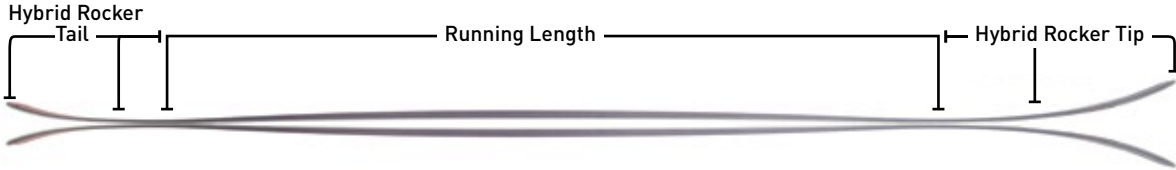
Size	Dimensions (mm)	Radius (m)	Weight (lbs./g)	Suggested Weight (lbs./kg)
170cm	134.0   117   124.0	18.8	7lbs. 4oz./3285g	120-190/54-86
180cm	138.6   120   128.2	20.5	8lbs. 2oz./3685g	140+/64+
190cm	143.6   123   132.3	22.1	8lbs. 11.4oz./3952g	150+/68+

**X7**



Size	Dimensions (mm)	Radius (m)	Weight (lbs./g)	Suggested Weight (lbs./kg)
170cm	119.0   102   109	18.8	6lbs. 2oz./2785g	120-190/54-86
180cm	123.8   105   113.2	20.5	7lbs. 6 oz./ 3350g	140+/64+
190cm	128.6   108   117.3	22.1	7lbs. 14oz./3575g	150+/68+

**V-Series**



**V8**



Size	Dimensions (mm)	Radius (m)	Weight (lbs./g)	Suggested Weight (lbs./kg)
165cm	134   107   117	16.6	6lbs. 1oz./2750g	110-150/50-68
176cm	141   112   123	17.3	7lbs. 5oz./3310g	120-190/54-86
186cm	146   115   126	18.4	8lbs./3630g	140+/64+
193cm	150   119   130	20.4	8lbs. 12oz./3970g	150+/68+

**V6**



Size	Dimensions (mm)	Radius (m)	Weight (lbs./g)	Suggested Weight (lbs./kg)
163cm	116   99   112	17	6lbs. 2oz./2800g	110-150/50-68
173cm	121   98   107	18	6lbs. 9oz./2980g	120-190/54-86
183cm	124   100   109	19	7lbs. 6oz./3350g	140+/64+
188cm	127   102   111	20	7lbs. 14oz./3570g	150+/68+

**V6 BC**



Size	Dimensions (mm)	Radius (m)	Weight (lbs./g)	Suggested Weight (lbs./kg)
163cm	116   99   112	17	6lbs. 2oz./2800g	110-150/50-68
173cm	121   98   107	18	6lbs. 9oz./2980g	120-190/54-86
183cm	124   100   109	19	7lbs. 6oz./3350g	140+/64+

**CHARGER**



**Charger**



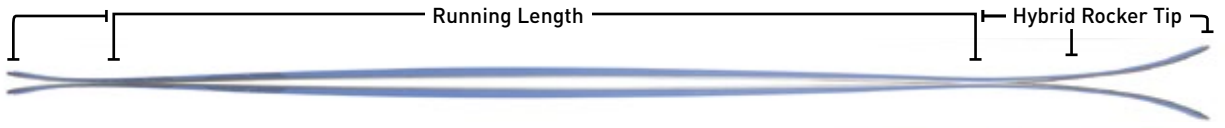
Size	Dimensions (mm)	Radius (m)	Weight (lbs./g)	Suggested Weight (lbs./kg)
154cm	125   99   112	17.6	5lbs. 7oz./2470g	90-130/41-59
161cm	130   104   117	19.9	5lbs. 15oz./2690g	110-150/50-68
171cm	134   110   123	21.7	7lbs. 1oz./3200g	120-190/54-86
181cm	137   112   126	23	7lbs. 13oz./3540g	140+/64+
191cm	140   114   128	25.4	8lbs. 4oz./3740g	150+/68+

**Charger BC**



Size	Dimensions (mm)	Radius (m)	Weight (lbs./g)	Suggested Weight (lbs./kg)
171cm	134   110   123	21.7	7lbs. 1oz./3200g	120-190/54-86
181cm	137   112   126	23	7lbs. 13oz./3540g	140+/64+
191cm	140   114   128	25.4	8lbs. 4oz./3740g	150+/68+

**VECTOR**



**Vector**



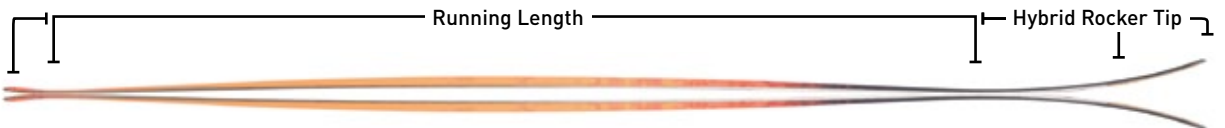
Size	Dimensions (mm)	Radius (m)	Weight (lbs./g)	Suggested Weight (lbs./kg)
160cm	115   92   104	20	5lbs. 8oz./2480g	90-140/41-64
170cm	118   94   107	21.7	6lbs./2720g	120+/54+
180cm	121   96   110	23	6lbs. 14oz./3120g	140+/64+

**Vector BC**



Size	Dimensions (mm)	Radius (m)	Weight (lbs./g)	Suggested Weight (lbs./kg)
160cm	115   92   104	20	5lbs. 8oz./2480g	90-140/41-64
170cm	118   94   107	21.7	6lbs./2720g	120+/54+
180cm	121   96   110	23	6lbs. 14oz./3120g	140+/64+

**SPEED**



**WSP**



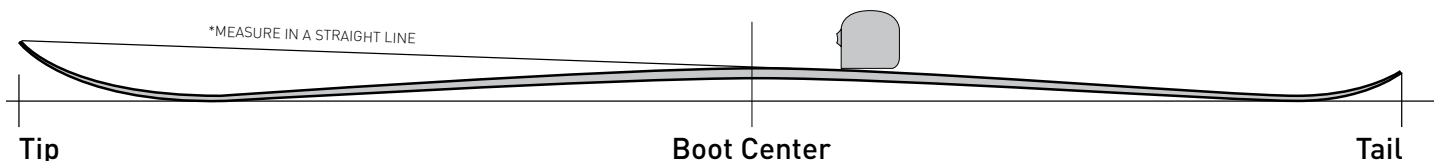
Size	Dimensions (mm)	Radius (m)	Weight (lbs./g)	Suggested Weight (lbs./kg)
160cm	84   63   72	25	3lbs. 8oz./1580g	110-170/50-77

**WSG**



Size	Dimensions (mm)	Radius (m)	Weight (lbs./g)	Suggested Weight (lbs./kg)
150cm	84   63   72	22.5	3lbs. 5oz./1500g	110-170/50-77

\*All measurements are to be made from the ski tip back in a straight line.  
DO NOT FOLLOW THE CONTOUR OF THE SKI.



<b>X9/X7</b>	170	87.31cm	34 3/8"
	180	92.39cm	36 3/8"
	190	98.10cm	38 5/8"
<b>V8</b>	165	89.85cm	35 3/8"
	176	95.88cm	37 3/4"
	186	98.74cm	38 7/8"
	193	104.77cm	41 1/4"
<b>V6/V6 BC</b>	163	90.44cm	35 5/8"
	173	94.61cm	37 1/4"
	183	98.74cm	38 7/8"
	188	104.77cm	41 1/4"
<b>Charger Charger BC</b>	154	87.47cm	34 7/16"
	161	91.12cm	35 7/8"
	171	95.89cm	37 3/4"
	181	102.55cm	40 3/8"
	191	108.59cm	42 3/4"
<b>Vector Vector BC</b>	160	90.17cm	35 1/2"
	170	95.25cm	37 1/2"
	180	101.92cm	40 1/8"
<b>Wasatch Speed Girl Wasatch Speed Project</b>	150	87.63cm	34.5"
	160	93.98cm	37"
<b>Legacy</b>			
<b>Buster</b>	176	96.25cm	38"
	186	103.19cm	40 5/8"
<b>Drifter</b>	162	92.075cm	36 1/4"
	172	96.52cm	38"
	182	103.187cm	40 5/8"
	192	109.22cm	43"
<b>Asylum</b>	165	88.90cm	35"
	175	95.25cm	37 1/2"
	185	101.60cm	40"
	195	107.63cm	42 3/8"
<b>Insane</b>	161	86.99cm	34 1/4"
	172	93.98cm	37"
	183	100.33cm	39 1/2"
<b>Carbon Surf</b>	158	89.85cm	35 3/8"
	168	95.25cm	37 1/2"
	178	101.60cm	40"
	183	105.41cm	41 1/2"
	188	106.68cm	42"

### Finding 75mm Nordic Norm Telemark Boot Center

#### 1. Find and mark the Pin-Line on the front of your boot.

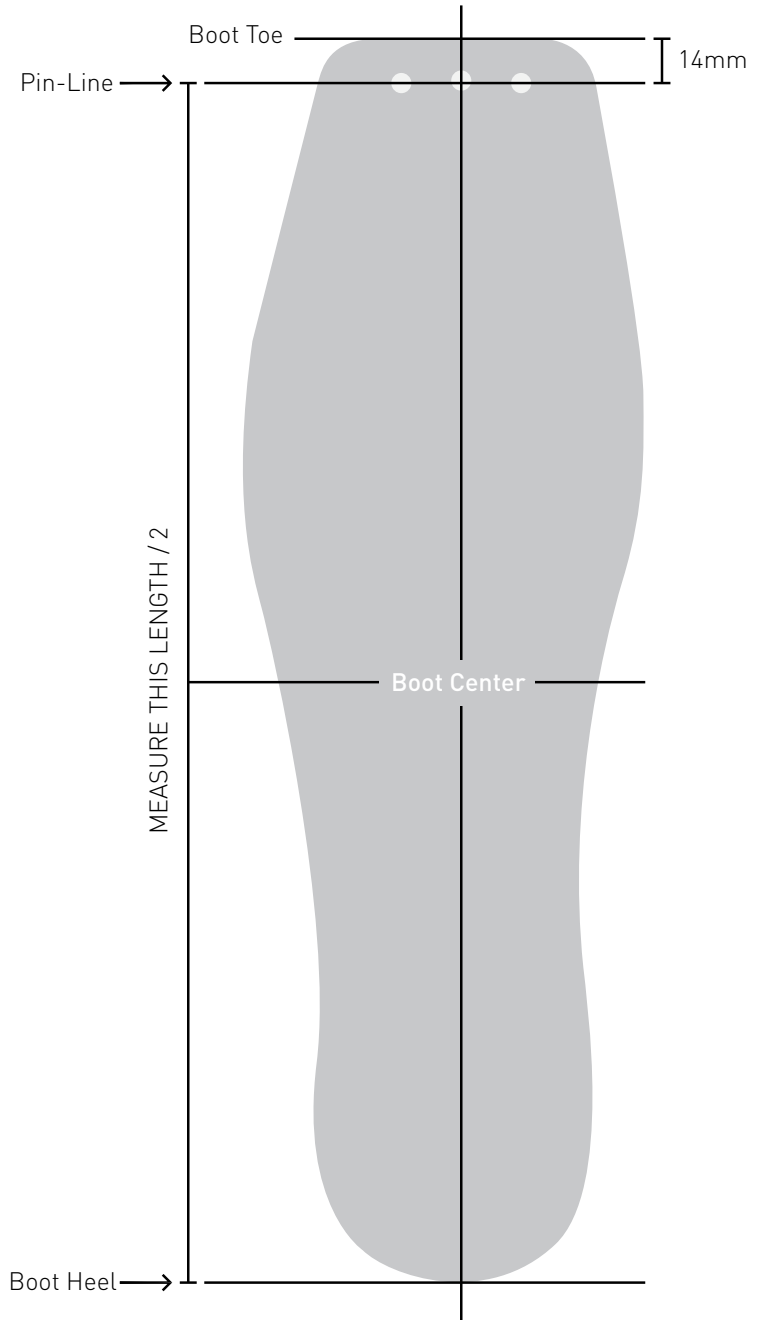
Pin-Line is located 14mm back from the boot toe, or centered between the two outside pin holes. Make your mark on the side of the duckbill.

#### 2. Measure from the Pin-line to the back of the boot heel.

Divide this measurement by two, then find the corresponding measurement and mark the boot center on the side of the boot sole.

\*Voilé recommends an authorized dealer for all binding mounts.

\*\*Voilé strongly recommends that all binding manufacturers suggested guidelines and instructions are followed.



### WARNING:

#### BACKCOUNTRY SKIING/TELEMARKING IS DANGEROUS

Backcountry /Telemark skiing is an inherently dangerous sport in which there is always the possibility of bodily injury and death. The User of this product is solely responsible for learning proper skiing techniques, avalanche awareness, and exercising good judgment.

The manufacturer, distributor, wholesaler, and retailer are not liable for any personal injuries sustained by the use or misuse of this product.

MADE IN  
UTAH  
USA



**Voilé Manufacturing**  
2636 South Constitution Blvd  
Salt Lake City, UT 84119 USA  
Toll Free in USA: (800) 670-8622  
Phone: (801) 973-8622  
Fax: (801) 973-8918

[voile.com](http://voile.com)





Voilé Partner and Production Manager, Mark Christopherson | 2015 Wasatch Powderkeg.





## WARRANTY INFO

---

All Voilé products are warranted against any defects in materials or workmanship for a period of one year. Warranty service and replacement parts are available directly from Voilé.

Please call or email to get an RA# before shipping any items to Voilé.

[www.voile.com/voile-warranty.html](http://www.voile.com/voile-warranty.html)

MADE IN  
UTAH  
USA



Simple. Solid. Backcountry.



Toll Free in USA: (800) 670-8622  
Phone: (801) 973-8622  
Fax: (801) 973-8918  
2636 S. Constitution Blvd. (2700 West)  
Salt Lake City, Utah 84119 USA  
[voile.com](http://voile.com)

MADE IN  
UTAH  
USA

