



PRO

FALL WINTER 12/13


SALOMON
LAB

PROGRESSIVE TEAM
PROGRESSIVE PRODUCTS
PROGRESSIVE DESIGN



ALPINE RACING TEAM


ITALY



AUSTRIA



SWITZERLAND



PODIUMS 2011/12

| | | | | |
|-------------------------|-----------------|----|-------------------|------------|
| PINTURAUT ALEXIS (FRA) | 2 nd | GS | SÖLDEN (AUT) | 23/10/2011 |
| FEUZ BEAT (SWI) | 2 nd | DH | LAKE LUISE (CAN) | 26/11/2011 |
| REICHEL T HANES (AUT) | 3 rd | | | |
| THEAUX ADRIEN (FRA) | 3 rd | SG | LAKE LUISE (CAN) | 27/11/2011 |
| FEUZ BEAT (SWI) | 2 nd | DH | BEAVERCREEK (USA) | 02/12/2011 |
| KROELL KLAUS (AUT) | 3 rd | | | |
| VILETTA SANDRO (SWI) | 1 st | SG | BEAVERCREEK (USA) | 03/12/2011 |
| FEUZ BEAT (SWI) | 3 rd | | | |
| FEUZ BEAT (SWI) | 1 st | SG | VALGARDENA (IT) | 16/12/2011 |
| REICHEL T HANES (AUT) | 2 nd | GS | ALTA BADIA (IT) | 18/12/2011 |
| KUENG PATRICK (SWI) | 2 nd | DH | BORMIO (IT) | 29/12/2011 |
| KROELL KLAUS (AUT) | 3 rd | | | |
| FEUZ BEAT (SWI) | 1 st | DH | WENGEN (SWI) | 14/01/2012 |
| REICHEL T HANES (AUT) | 2 nd | | | |
| MERIGHETTI DANIELA (IT) | 1 st | DH | CORTINA (IT) | 14/01/2012 |

AND...

FREDERIC BERTHOLD (AUT)
 MARCO DIGRUBER (AUT)
 JOHANNES KROELL (AUT)
 THOMAS MAYPETER (AUT)
 LISA-MARIA REISS (AUT)
 FLORIAN SCHEIBER (AUT)
 PATRICK SCHWEIGER (AUT)

LUCA DE ALIPRANDINI (IT)
 ENRIKA CIPRIANI (IT)

ALESSIA MEDETTI (IT)
 ANDREA RAVELLI (IT)
 ALBERTO SCHIEPPATI (IT)

ADAM ZAMPA (SK)
 VERONIKA ZUZULOVA (SK)

MARGOT BAILET (FRA)
 NORMAN BLANC (FRA)
 SAMY BLANC (FRA)
 CHARLOTTE CHEDAL (FRA)
 CLAIRE DAUTHERIVES (FRA)
 AURELIE MARCHAND (FRA)
 THOMAS MERMILLOD (FRA)
 STEVE MISSILLIER (FRA)
 NASTASIA NOENS (FRA)
 DAVID POISSON (FRA)
 GAËLLE REILLER (FRA)
 AURÉLIE REVILLET (FRA)


LUCA AERNIV (SWI)
 PATRICK KUENG (SWI)
 DEA KUONEN (SWI)
 RALF KREUZER (SWI)
 MARINE OBERSON (SWI)

PAUL DE LA CUESTA (SP)
 CAROLINA RUIZ CASTILLO (SP)

MIZUE HOSHI (JAP)
 TOMOYA ISHII (JAP)
 ISATO MATSUMATO (JAP)
 HIDEYUKI NARITA (JAP)
 AKIRA SASAKI (JAP)

YURI DANILOCHKIN (BIL)

FRANCE



SKIER-X TEAM

NORDIC RACING TEAM



AND...

| | |
|------------------------|--------------|
| JOUNI PELLINEN | (FIN) |
| HEDDA BERNSTEND | (NOR) |
| AUDE AGUILANIU | (FRA) |
| MARIELLE BERGER | (FRA) |
| MERYL BOULANGEAT | (FRA) |
| SYLVAIN MIAILLER | (FRA) |
| FABIEN RIGOLE | (FRA) |
| BASTIEN MIDOL | (FRA JUNIOR) |
| LUCAS DANDEVILLE | (FRA JUNIOR) |
| MICHAEL FORSLUND | (SWE) |
| ANNA HOLMLUND | (SWE) |
| LARS LEWEN | (SWE) |
| VICTOR NORBERG | (SWE) |
| KATRIN OFNER | (AUT) |
| CHRISTOPH WAHRSTOETTER | (AUT) |



AND...

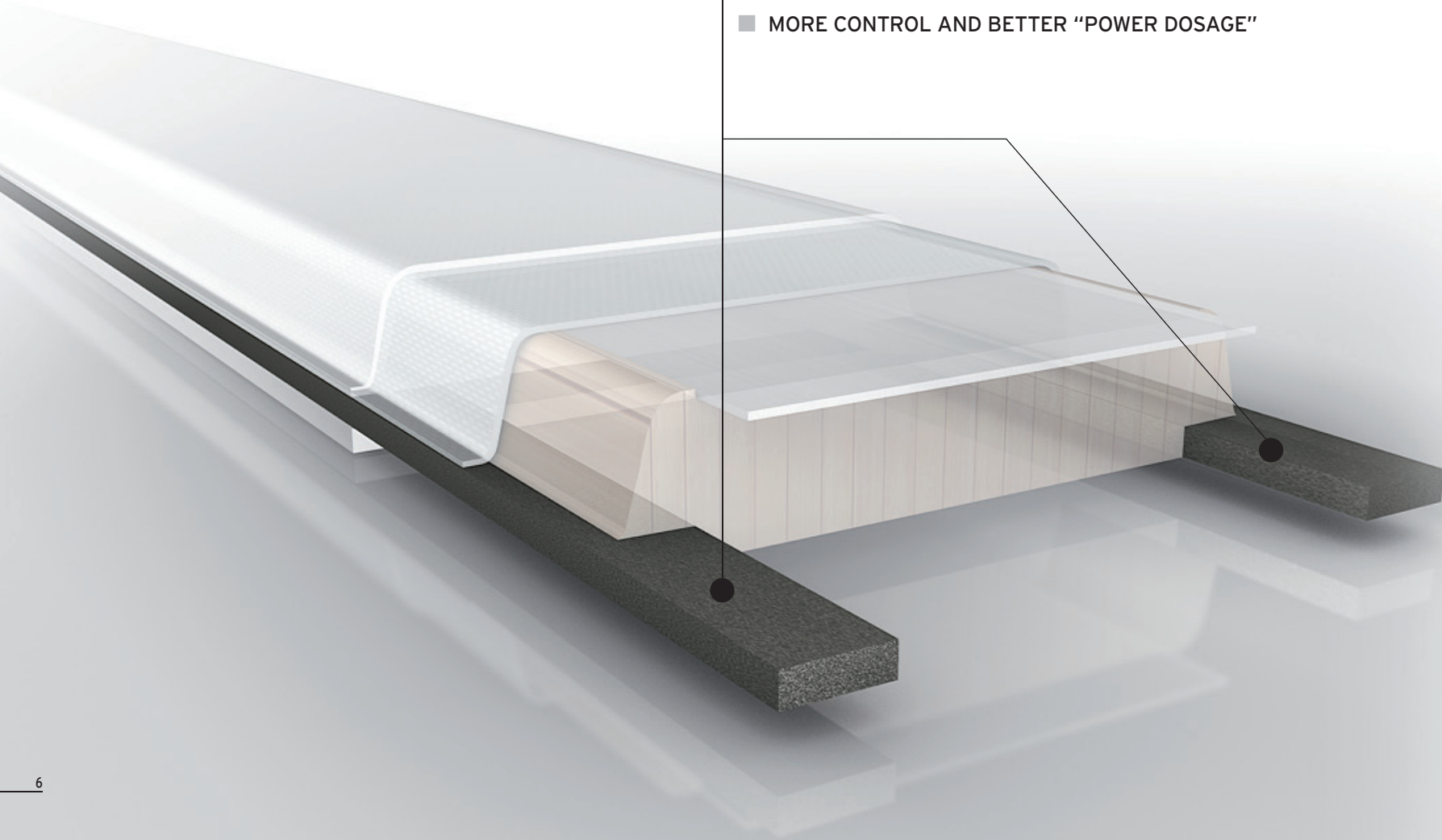
| | |
|----------------------|-------|
| WILLI DENIFL | (AUT) |
| ALEX HARVEY | (CAN) |
| DEVON KERSHAW | (CAN) |
| HOLLY BROOKS | (USA) |
| JESSIE DIGGINS | (USA) |
| TAD ELLIOTT | (USA) |
| ANDY NEWELL | (USA) |
| KIKKAN RANDALL | (USA) |
| CYRIL MIRANDA | (FRA) |
| CHRISTOPHE PERRILLAT | (FRA) |
| ERIK LESSER | (GER) |
| FRANZISKA HILDEBRAND | (GER) |
| ANDY KATZ | (GER) |
| ARND PEIFFER | (GER) |
| LORIS FRASNELLI | (IT) |
| DIETMAR NOECKLER | (IT) |
| ANTON GAFAROV | (RUS) |
| ULIANA KAISHEVA | (RUS) |
| EVGENIA OSCHEPKOVA | (RUS) |
| IVAN PAVLOV | (RUS) |
| MARTTI JYLHÄ | (FIN) |
| RIIKKA SARASOJA | (FIN) |
| KARI VARIS | (FIN) |
| ANNA HAAG | (SWE) |
| MARCUS HELLNER | (SWE) |
| EMIL JONSSON | (SWE) |
| CHARLOTTE KALLA | (SWE) |
| SYLWIA JASKOWIEC | (POL) |
| PAULINA MACIUSZEK | (POL) |
| EWELINA MARCIUSZ | (POL) |
| LUKASZ SZCZUREK | (POL) |
| AGNIESZKA SZYMANCZAK | (POL) |
| JIRI MAGAL | (CZE) |
| BARBORA TOMCOVA | (CZE) |
| LARS BERGER | (NOR) |
| TORD ASLE GJERDALEN | (NOR) |
| THERESE JOHAUG | (NOR) |
| KRISTIN STEIRA | (NOR) |
| JENS ARNE SVARTEDAL | (NOR) |

2012 LAB SKI NEW TECHNOLOGIES

BIONIC

MID SANDWICH CONSTRUCTION (20%)

- MORE PROGRESSIVE EDGING IN SUPER AGGRESSIVE PISTE CONDITIONS ON THE WORLD CUP TOUR
- MORE CONTROL AND BETTER "POWER DOSAGE"



PowerLine

SALOMON RACE TECHNOLOGY

POWER
+ CONTROL
+ CONFIDENCE

= SPEED



ACCELERATION
WITH CONTROL




OUTSTANDING TRACTION
IN EXTREME SITUATIONS



SUBSTANTIALLY DIMINISHED
VIBRATION FOR SMOOTHER SKI
TO SNOW CONTACT



INCREASED
SELF-CONFIDENCE
TO GO EVEN FASTER



X-MAX

GO FASTER



MAXIMUM CONTROL

TWINFRAME



THE RIGHT RIGIDITY WHERE IT'S NEEDED FOR BETTER CONTROL & ENHANCE SENSATIONS

OVERSIZED PIVOT



REDUCES PLAY FOR EXTREME PRECISION & DIRECT TRANSMISSION

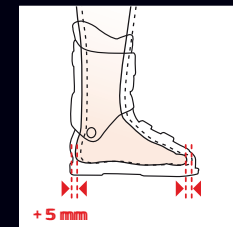
MAXIMUM COMFORT

360° CUSTOM SHELL



FULL CUSTOM SHELL FOR PERFECT WRAPPING & ADAPTED COMFORT & ACCOMODATION

FOOT POSITIONING



BETTER HEEL HOLD FOR PRECISION AND MORE ROOM IN THE TOE BOX FOR BETTER FEEL

TWIN FRAME

THE RIGHT RIGIDITY
WHERE NEEDED

SOFT PU FOR MAXIMUM COMFORT





HARD PU FOR MAXIMUM CONTROL

OVERSIZED PIVOT

EXTREME PRECISION &
DIRECT TRANSMISSION

25 MM AXIS



MAXIMUM POWER TRANSMISSION

S-LAB

SALOMON RACING NEXT GENERATION



SL LAB

SL LAB

NEW



CONSTRUCTION Slalom Tip Protector
Powerline
Monocoque Titanium
Pulsepad: Rubber strip above edge

WOODCORE Wood (50% Beech / 50% Poplar)

EDGE Edge Bevel
Edge Recess

BASE Factory waxing
Base insert
Designed standard Race split base

| REF. | GENDER | LENGTHS (cm) | SIDECUT (cm) | RADIUS | MIDSOLE | THICKNESS SKI + PLATE (mm) | BINDING COMPATIB ILITIES X (+ PLATE) Z-SPEED (+ PLATE) |
|-----------|--------|--------------|------------------|--------|---------|----------------------------|--|
| L32772800 | Men | 165 | 112.2/65.7/102.2 | 12.5 | 690 | 27.6 | ■ ■ |
| L32773000 | Women | 155 | 107.5/65.7/97.5 | 12.3 | 645 | 26 | ■ ■ |

SL LAB JR

NEW



CONSTRUCTION Slalom Tip Protector
XX Plate
Monocoque Titanium
Pulsepad: Rubber strip above edge

WOODCORE Wood (100% poplar) (151)

EDGE Edge Bevel
Edge Recess

BASE Factory waxing
Okulen 7150C black

| REF. | GENDER | LENGTHS (cm) | SIDECUT (cm) | RADIUS | MIDSOLE | THICKNESS SKI + PLATE (mm) | BINDING COMPATIB ILITIES X (+ PLATE) Z-SPEED (+ PLATE) |
|-----------|--------|--------------|--------------|--------|---------|----------------------------|--|
| L32773400 | Junior | 151 | 107/64/96 | 11.5 | 630 | 26.7 | ■ ■ |

NEW "XX" PLATE



| REF. | GENDER | LENGTHS | BOOT SOLE LENGTH (mm) |
|--------|--------|---------|-----------------------|
| LXXX00 | Men | long | 295 to 335 |
| LXXX00 | Women | Short | 266 to 305 |

X LAB OP MEDIUM

my custom fit WORLD CUP

NEW

TECHNOLOGIES World cup advanced shell technology
24mm oversized pivot

SHELL & CUFF PU ether lower shell and PU cuff
Worldcup shell

ADJUSTMENT Backbone
Racing kit
World cup claw strap

LINERS My Custom fit world cup



| REF. | COLOR | SIZES (MONDO) | FLEX | LAST | STRAP |
|-----------|-------|---------------|------|------|-------|
| L32812700 | white | 23.5 - 28.5 | 140 | 95 | 45 |

X LAB OP SOFT

my custom fit WORLD CUP

NEW

TECHNOLOGIES World cup advanced shell technology
24mm oversized pivot

SHELL & CUFF PU ether lower shell and PU cuff
Worldcup shell

ADJUSTMENT Backbone
Racing kit
World cup claw strap

LINERS My Custom fit world cup



| REF. | COLOR | SIZES (MONDO) | FLEX | LAST | STRAP |
|-----------|-------|---------------|------|------|-------|
| L32812800 | white | 23.5 - 28.5 | 130 | 95 | 45 |



ALEXIS PINTURAUULT

GS LAB



GS LAB POWERLINE

NEW



CONSTRUCTION Powerline II
Monocoque Titanium
Bionic (195 - 191 - 188 - 183)
Pulsepad: Rubber strip above edge

WOODCORE 50% Beech / 50% Poplar

EDGE Edge Bevel
Edge Recess

BASE Factory waxing
Base insert (195 - 191 - 188 - 186 - 183)
Okulen 7150C black (175)
Designed standard Race split base

NEW RULES (WC / EC)

| REF. | GENDER | LENGTHS (cm) | SIDECUT (cm) | RADIUS | MIDSOLE | THICKNESS SKI + PLATE (mm) | BINDING COMPATIBILITIES X (+ PLATE) Z-SPEED (+ PLATE) |
|-----------|-----------|--------------|----------------|--------|---------|----------------------------|---|
| L32770300 | Men | 195 | 92.7/65.5/81.7 | 35.4 | 845 | 21.9 | ■ |
| L32771500 | Men/Women | 188 | 95/65.5/82 | 30.5 | 800 | 28.3 | ■ |

FIS / MASTER

| REF. | GENDER | LENGTHS (cm) | SIDECUT (cm) | RADIUS | MIDSOLE | THICKNESS SKI + PLATE (mm) | BINDING COMPATIBILITIES X (+ PLATE) Z-SPEED (+ PLATE) |
|-----------|--------|--------------|----------------|--------|---------|----------------------------|---|
| L32771800 | Men | 191 | 99/68.5/90 | 28 | 815 | 29.3 | ■ |
| L32772000 | Men | 186 | 98/67.5/87 | 27.5 | 785 | 27.7 | ■ |
| L32772100 | Women | 183 | 98/67.2/87 | 26 | 770 | 29.2 | ■ |
| L32772700 | Women | 175 | 99.5/67.5/86.5 | 23.5 | 725 | 21.6 | ■ |

GS LAB JR POWERLINE X / POWERLINE Z

NEW



CONSTRUCTION Powerline (1165 - 158 - 151)
Monocoque Titanium
Pulsepad: Rubber strip above edge

WOODCORE Wood (50% Beech / 50% Poplar) (176)
Wood (100% poplar) (171 - 165 - 158 - 151)

EDGE Edge Bevel
Edge Recess

BASE Factory waxing
Okulen 7150C black

| REF. | GENDER | LENGTHS (cm) | SIDECUT (cm) | RADIUS | MIDSOLE | THICKNESS SKI + PLATE (mm) | BINDING COMPATIBILITIES X (+ PLATE) Z-SPEED (+ PLATE) |
|-----------|--------|--------------|--------------|--------|---------|----------------------------|---|
| L32922700 | Junior | 176 | 99.5/65/88.5 | 21 | 730 | 21.6 | ■ |
| L32922600 | Junior | 171 | 99/64.5/88 | 19.5 | 705 | 25.4 | ■ |
| L32773200 | Junior | 165 | 99.5/64/88.5 | 17.5 | 695 | 25.2 | ■ |
| | | 158 | 97.5/64/86.5 | 17 | 660 | 25.2 | ■ |
| | | 151 | 95/64/84 | 17 | 625 | 25.2 | ■ |

SALOMON
LAB

SG LAB POWERLINE



CONSTRUCTION Powerline
 Monoque Titanium (210/201)
 Monoque Sandwich Titanium (195/185)
 Pulsepad: Rubber strip above edge

WOODCORE Wood (50% Beech / 50% Poplar)

EDGE Edge Bevel
 Edge Recess

BASE Factory waxing
 Base insert (210/201)
 Okulen 7150C black (195/185)
 Graphite UHMW Ptex 4000 Electra (210/201)
 Designed small Race split base (210/201)

| REF. | GENDER | LENGTHS (cm) | SIDECUT (cm) | RADIUS | MIDSOLE | THICKNESS SKI + PLATE (mm) | BINDING COMPATIBILITIES X (+ PLATE) |
|-----------|--------|--------------|--------------|--------|---------|----------------------------|-------------------------------------|
| L11841600 | Men | 210 | 94/67/83 | 41.6 | 900 | 19.2 + 12.4 | ■ |
| L11841700 | Women | 201 | 96/67/87 | 34.5 | 855 | 17.8 + 12.4 | ■ |
| L11841800 | Junior | 195 | 97/64/86 | 28.5 | 820 | 16.6 + 12.4 | ■ |
| L11841900 | Junior | 185 | 99/64/83 | 27.0 | 775 | 15.8 + 10.5 | ■ |

DH LAB POWERLINE X



TECHNOLOGIES Powerline
 Double Tl
 Full Woodcore

ONLY X BINDINGS
 MANAGED DIRECTLY BY THE RACING DEPARTMENT

| REF. | GENDER (cm) | LENGTHS | BINDING COMPATIBILITIES X (+ PLATE) |
|--------------------------|-------------|---------|-------------------------------------|
| DH LAB M POWERLINE X 215 | Men | 215 | ■ |
| DH LAB W POWERLINE X 210 | Women | 210 | ■ |

SG JR & DH LAB



SALOMON
LAB

X20 LAB+



WING ADJUSTMENT Automatic
 PEDAL Stomp pedal
 NORMS FIS Norms
 Adult norms
 TRANSMISSION High Lateral Transmission

| REF. | COLOR | DIN SCALE | HEIGHT | BRAKE | WEIGHT (1/2 PAIR) |
|-----------|-------|-----------|--------|-------|-------------------|
| L32733900 | Black | 12-20 | 16.2 | X70 | 1760 g |

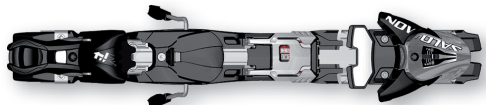
X16 LAB



WING ADJUSTMENT Automatic
 PEDAL Stomp pedal
 NORMS FIS Norms
 Adult norms
 TRANSMISSION High Lateral Transmission
 BRAKE Removable Brake

| REF. | COLOR | DIN SCALE | HEIGHT | BRAKE | WEIGHT (1/2 PAIR) |
|-----------|-------|-----------|--------|-------|-------------------|
| L30848600 | Black | 9-16 | 17.5 | X70 | 1480 g |

N Z14 SPEED



WING ADJUSTMENT Automatic Wing adjustment
 PEDAL XL Stomp pedal (65)
 TRANSMISSION High Lateral Transmission
 PIVOT Vertical progressive pivot
 NORMS Adult norms

| REF. | COLOR | DIN SCALE | HEIGHT | BRAKE | WEIGHT (1/2 PAIR) |
|-----------|--------------|-----------|--------|---------|-------------------|
| L30966800 | chrome/black | 6-14 | 23 | 75/S100 | 1494 g |

X19 LAB



WING ADJUSTMENT Automatic
 PEDAL Stomp pedal
 NORMS FIS Norms
 Adult norms
 TRANSMISSION High Lateral Transmission

| REF. | COLOR | DIN SCALE | HEIGHT | BRAKE | WEIGHT (1/2 PAIR) |
|-----------|-------|-----------|--------|-------|-------------------|
| L30848700 | Black | 11-19 | 16.2 | X70 | 1607 g |

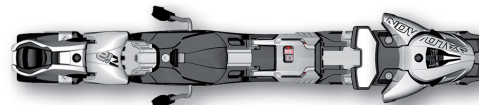
X12 LAB



WING ADJUSTMENT Automatic
 PEDAL Stomp pedal
 NORMS FIS Norms
 Adult norms
 TRANSMISSION High Lateral Transmission
 BRAKE Removable Brake

| REF. | COLOR | DIN SCALE | HEIGHT | BRAKE | WEIGHT (1/2 PAIR) |
|-----------|-------|-----------|--------|-------|-------------------|
| L12002700 | Black | 4-12 | 17.5 | X70 | 1480 g |

N Z12 SPEED



WING ADJUSTMENT Automatic Wing adjustment
 PEDAL XL Stomp pedal (65)
 TRANSMISSION High Lateral Transmission
 PIVOT Vertical progressive pivot
 NORMS Adult norms

| REF. | COLOR | DIN SCALE | HEIGHT | BRAKE | WEIGHT (1/2 PAIR) |
|-----------|-------------|-----------|--------|---------|-------------------|
| L30966900 | white/black | 4-12 | 23 | S75/S90 | 1440 g |

X20/X19/X16/X12 MOUNTING JIG

| REF. | MINI & MAXI BOOT MIDSOLE |
|-----------|--------------------------|
| L11847300 | S 260 mm - 295 mm |
| | M 295 mm - 325 mm |
| | L 325 mm - 360 mm |

SPARE PARTS

| REF. | NAME | COMPATIBILITY |
|-----------|------------------|--------------------|
| L11213200 | 1x5 PR interface | X20 LAB+ / X18 LAB |
| L11852000 | 1x5 PR interface | X16 LAB / X12 LAB |
| L11213100 | PR Pedal 70 mm | X20 LAB+ |
| L11212700 | PR Lifter 1 mm | X20 / X18 |
| L11212800 | PR Lifter 2 mm | X20 / X18 |
| L11212900 | PR Lifter 3 mm | X20 / X18 |
| L12799000 | PR Lifter 1 mm | X16 / X12 |
| L12799100 | PR Lifter 2 mm | X16 / X12 |
| L12799200 | PR Lifter 3 mm | X16 / X12 |

SPARE PARTS (SKI)

| REF. | NAME | COMPATIBILITY |
|-----------|---------------|--|
| L12799700 | Tip Protector | I SL Lab 151 J 3V Race Jr (10/11 - 11/12) H 3V Race Jr (10/11 - 11/12) |
| L12799800 | Tip Protector | I SL Lab w 158 I SL Lab w 155 |
| L12799900 | Tip Protector | LI SL Lab m 165 |
| L10832600 | Tip Protector | S-Lab Adult & Junior |

Z-SPEED MOUNTING JIG

| REF. | MINI & MAXI BOOT MIDSOLE |
|-----------|--------------------------|
| L11339300 | 260 mm - 360 mm |

MOUNTING GUIDE X20, X19, X16 & X12

GS SKIS - POWERLINE -

| SOLE LENGTHS IN MM | MOUNTING OF HEEL RAIL | MOUNTING OF TOE RAIL | TOE PIECE POSITION ON THE TOE RAIL | BOOTCENTER RELATED TO THE "REAL" BOOTCENTER POSITION IN MM* | MAXIMUM OF POSITIONS TO ADJUST THE BOOT CENTER +/- | |
|--------------------|-----------------------|----------------------|------------------------------------|---|--|----------|
| | | | | | FORWARD | BACKWARD |
| 265 | S | M | POSITION 7 | + 7 | +2 | 0 |
| 275 | | | | + 2 | +2 | -1 |
| 285 | | | | - 3 | +3 | -1 |
| 295 | | | | - 0.5 | +4 | -1 |
| 305 | | | | + 2 | +1 | -2 |
| 315 | M | M | POSITION 5 | - 3.0 | +3 | -1 |
| 325 | | | POSITION 4 | - 0.5 | +2 | -1 |
| 335 | | | POSITION 3 | + 2.0 | +3 | -1 |
| 345 | | | POSITION 3 | - 3.0 | +2 | -1 |
| 355 | | | POSITION 2 | - 0.5 | +2 | -1 |
| MAX 360 | | | POSITION 2 | - 3.0 | +2 | 0 |

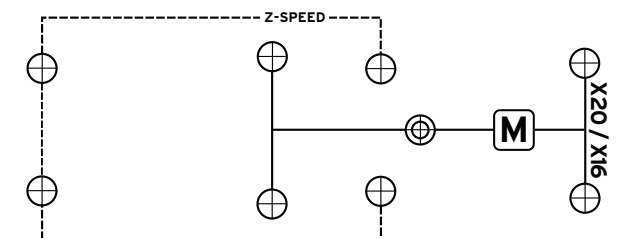
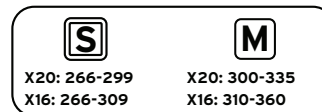
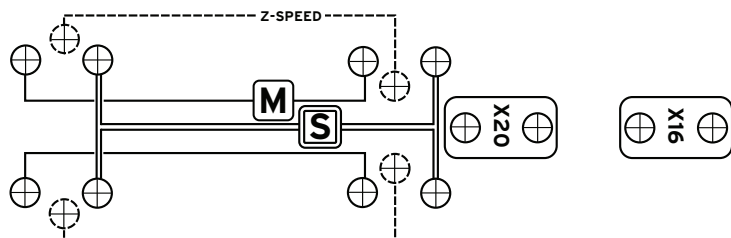
*"+"... FORWARD
 "-"... BACKWARD

NEW XX SLALOM PLATE



| BOOT SOLE LENGTH (MM) | VAR POSITION | HOLE TOE | HOLE HEEL | SHORT | LONG |
|-----------------------|--------------|----------|-----------|-------|------|
| 266 | 4 | S | S | ■ | |
| 275 | 4 | S | S | ■ | |
| 285 | 4 | S | S | ■ | |
| 295 | 4 | S | S | ■ | |
| 295 | 4 | M | M | | ■ |
| 305 | 4 | S | S | ■ | |
| 305 | 4 | M | M | | ■ |
| 315 | 4 | M | M | | ■ |
| 325 | 4 | M | M | | ■ |
| 335 | 2 | M | M | | ■ |

PRINT OF X & Z-SPEED PATTERN



WORLD CUP & EUROPE CUP

NEW FOR 12/13

| DISCIPLINE | | MINI LENGTHS | RADIUS | WAIST WIDTH | HEIGHT |
|------------|--------------|--------------|-----------|-------------|--------|
| GS | MEN | > 195 mm | mini 35 m | < 65 mm | 50 mm |
| | WOMEN | > 188 mm | mini 30 m | | |
| SL | MEN | > 165 mm | | < 63 mm | 50 mm |
| | WOMEN | > 155 mm | | | |
| DH | MEN | > 218 mm | mini 50 m | < 65 mm | 50 mm |
| | WOMEN | > 215 mm | | | |
| SG | MEN | > 210 mm | mini 40 m | < 65 mm | 50 mm |
| | WOMEN | > 205 mm | mini 45 m | | |

FIS & MASTER

SKI, PLATES & BOOTS
EXCEPT WC & EC

FOR WINTER 12/13,
TRANSITION PERIOD IS OVER!
ALL LEVELS OF FIS SUPPORTED RACES
WILL BE UNDER THE NEW RULES!

VALID FOR WORLD CUP, CONTINENTAL CUP
(EC, NORAM) & FIS RACES

| DISCIPLINE | | MINI LENGTHS | RADIUS | WAIST WIDTH |
|------------|--------------|--------------|-----------|-------------|
| GS | MEN | > 185 mm ** | mini 27 m | < 65 mm |
| | WOMEN | > 180 mm ** | mini 23 m | |
| SL | MEN | > 165 mm | | < 63 mm |
| | WOMEN | > 155 mm | | |
| DH | MEN | > 215 mm * | mini 45 m | 67 mm |
| | WOMEN | > 210 mm * | | |
| SG | MEN | > 205 mm ** | mini 33 m | < 65 mm |
| | WOMEN | > 200 mm ** | | |

* -5 m tolerance for FIS level / ** - 5 cm tolerance for FIS and COC level

THICKNESS OF SKI BOOT SOLES

LADIES, MEN & FREESTYLE SKI CROSS

The distance between the ski boot sole & the base of the heel including all hard and soft parts

max. of 43 mm

SKIS + PLATE + BINDING HEIGHT

LADIES, MEN & FREESTYLE SKI CROSS

The max. height (distance between the bottom of the running surface of the ski and the ski boot sole)

50 mm

EVOLUTION FOR CHILDREN I & II

NO CHANGE SO FAR!

Radius GS children I > 14 m
Radius GS children II > 17 m
Ski lengths SL and GS > 130 cm

EQUIPE



X MAX 130 **NEW**

my custom fit **LAB**

TECHNOLOGIES Twinframe
24mm oversized pivot
360° Custom Shell

SHELL & CUFF Bi-material PU lower shell
Bi-material PU upper cuff
Plain soles for FIS lifter

ADJUSTMENT Backbone 2 screws
World cup claw strap

LINERS My Custom fit LAB



| REF. | COLOR | SIZES (MONDO) | FLEX | LAST | STRAP |
|-----------|--------------|---------------|------|--------|-------|
| L32587200 | white/yellow | 24 - 29.5 | 130 | 98/104 | 45 |

X MAX 120 **NEW**

my custom fit **RACE**

TECHNOLOGIES Twinframe
24mm oversized pivot
360° Custom Shell

SHELL & CUFF Bi-material PU lower shell
Bi-material PU upper cuff

ADJUSTMENT Backbone 2 screws
4mm integrated lifter

LINERS My CustomFit Race liner + 2 loops



| REF. | COLOR | SIZES (MONDO) | FLEX | LAST | STRAP |
|-----------|-------------|---------------|------|--------|-------|
| L32647600 | white/blue | 24 - 29.5 | 120 | 98/104 | 45 |
| L32587400 | white/black | 24 - 29.5 | 120 | 98/104 | 45 |

X MAX 100 **NEW**

TECHNOLOGIES Twinframe
24mm oversized pivot
360° Custom Shell

SHELL & CUFF Bi-material PU lower shell
Bi-material PU upper cuff


ADJUSTMENT Backbone 1 screw
4mm integrated lifter

LINERS My CustomFit Pro liner + 1 loop (front)



| REF. | COLOR | SIZES (MONDO) | FLEX | LAST | STRAP |
|-----------|-----------|---------------|------|--------|-------|
| L32587500 | black/red | 24 - 29.5 | 100 | 98/104 | 35 |


2V RACE POWERLINE + Z14 SPEED



| | |
|-------------------------|--|
| BINDING OPTION / SYSTEM | Z14 Speed Speed |
| CONSTRUCTION & CORE | 3D Race Monocone Full Woodcore Race POWERLINE Race |
| SPECIFIC FEATURES | PULSE PAD |
| REINFORCEMENT | Double Ti Laminate 500 |
| EDGES | Total edge reinforcement |

| REF. | COLOR | LENGTHS (cm) | SIDECUT | RADIUS |
|-----------|--------------------------------------|-----------------|-------------------|---------------------|
| L32674500 | (Z14 Speed) blue/yellow/black | 164/171/178/185 | 112/68/98 (178cm) | 16.0/17.0/18.0/19.0 |
| L32674600 | (ski) | | | |
| L30969200 | (binding) | | | |

3V RACE POWERLINE + Z14 SPEED/Z12 SPEED



| | |
|-------------------------|--|
| BINDING OPTION / SYSTEM | Z14 Speed Speed |
| CONSTRUCTION & CORE | 3D Race Monocone Full Woodcore Race POWERLINE Race |
| SPECIFIC FEATURES | PULSE PAD |
| REINFORCEMENT | Double Ti Laminate 500 |
| EDGES | Total edge reinforcement |

| REF. | COLOR | LENGTHS (cm) | SIDECUT | RADIUS |
|-----------|--------------------------------------|-----------------|--------------------|---------------------|
| L32674700 | (Z14 Speed) blue/yellow/black | 155/160/165/170 | 119/67/102 (165cm) | 11.2/12.0/12.5/13.2 |
| L32674800 | (ski) | | | |
| L30969200 | (binding) | | | |

RACER



| | |
|--------|--------------------------------------|
| SHAFT | Alu **** Ovalization (wing shape) |
| GRIP | Bi-material racing grip |
| BASKET | Starlock system Sport basket |
| STRAP | Wide strap |
| TIP | Ice tip |



| REF. | COLOR | SIZES |
|-----------|--------------|-------------------------|
| L32588100 | yellow/white | 110/115/120/125/130/135 |

RACING JUNIOR



| | |
|--------|-----------------------------------|
| SHAFT | Alu **** Shaft diameter: 16 mm |
| GRIP | Racing Jr grip |
| BASKET | Starlock system Junior basket |
| STRAP | Standard strap |
| TIP | Ice tip |



| REF. | COLOR | SIZES |
|-----------|--------------|---------------------------|
| L32589900 | yellow/white | 70/75/80/85/90/95/100/105 |

EQUIPE



XTEND XPRO 12 **NEW**

FIELD OF VISION +20% Field of vision
 FOG CONTROL Thermo Control System
 FIT Custom Frame
 FRAME Metallic Inserts
 COATING Frame Finish
 LENS Spherical lens



| REF. | COLOR | LENS | COATING | WEATHER | VLT | CATE-GORY |
|-----------|--------------------|--------|----------------------------|---------|------|-----------|
| L12741600 | blue/solar | Blue | Multi Layer / Tri-Tech | Solar | 16% | 3 |
| L32596800 | yellow green/solar | Green | Multi Layer / Tri-Tech | Solar | 16% | 3 |
| L12145900 | black/solar | Black | Upgraded Mirror / Tri-Tech | Solar | 10 % | 3 |
| L12146000 | aluminium/solar | Black | Upgraded Mirror / Tri-Tech | Solar | 10 % | 3 |
| L12741500 | orange/solar | Orange | Multi Layer / Tri-Tech | Solar | 16% | 3 |

XTEND POLARIZED **NEW**

FIELD OF VISION +20% Field of vision
 FOG CONTROL Thermo Control System
 FIT Custom Frame
 LENS Spherical lens



| REF. | COLOR | LENS | COATING | WEATHER | VLT | CATEGORY |
|-----------|-----------------|-------|-----------|---------|-----|----------|
| L32604200 | black/polarized | Black | Polarized | SOLAR | 11% | 3 |

XTEND XPRO 10 **NEW**

FIELD OF VISION +20% Field of vision
 FOG CONTROL Thermo Control System
 FIT Custom Frame
 FRAME Metallic Inserts
 COATING Frame Finish
 LENS Spherical lens
 Upgraded Mirror :
 unscratchable internal treatment



| REF. | COLOR | LENS | COATING | WEATHER | VLT | CATEGORY |
|-----------|---------------------|--------|----------------------------|-----------|-----|----------|
| L12741900 | orange/universal | Orange | Upgraded Mirror / Tri-Tech | Universal | 25% | 2 |
| L12146100 | black/universal | Orange | Upgraded Mirror / Tri-Tech | Universal | 25% | 2 |
| L12741700 | aluminium/universal | Orange | Upgraded Mirror / Tri-Tech | Universal | 25% | 2 |
| L12741800 | blue/universal | Orange | Upgraded Mirror / Tri-Tech | Universal | 25% | 2 |
| L12745500 | black/low light | Yellow | Upgraded Mirror / Tri-Tech | Low Light | 35% | 2 |
| L32596900 | yellow/universal | Orange | Upgraded Mirror / Tri-Tech | Universal | 25% | 2 |
| L32597000 | yellow/low light | Yellow | Upgraded Mirror / Tri-Tech | Low Light | 35% | 2 |

EQUIPE

| | |
|-------------|--|
| SHELL | Full shell Injected ABS + EPS liner |
| LINING | Removable/washable |
| VENTILATION | Active ventilation |
| ACCESSORIES | Chinguard Helmet bag |



| REF. | COLOR | SIZES |
|-----------|-------------------|--|
| L32589500 | white/yellow matt | S (55-56) M (57-58) L (58-59) XL (60-61) XXL (61-62) |

PHANTOM RC CUSTOM AIR **NEW**

| | |
|-------------|--|
| SHELL | In-mold shell + EPS liner Half shell |
| LINING | Custom air@ fit system Oval Fit |
| VENTILATION | TCS (Thermo Control System) |
| EAR PADS | Removable ear pads Custom ear pads with audio ready |
| ACCESSORIES | Helmet bag |



| REF. | COLOR | SIZES |
|-----------|------------------|---|
| L32650400 | white/black matt | XS-S (54-56) M-L (57-59) XL-XXL (60-62) |

RC

| | |
|-------------|--|
| SHELL | Half shell In-mold shell + EPS liner |
| LINING | OSFA One Size Fits All Removable/washable |
| VENTILATION | Active ventilation |
| EAR PADS | Removable ear pads |



| REF. | COLOR | SIZES |
|-----------|------------|---|
| L12709600 | white matt | XS-S (54-56) M-L (57-59) XL-XXL (60-62) |

EQUIPE / 4 LENSES ALL WEATHER

NEW



| | |
|-------------------------|------------------|
| LENS | Cylindrical Lens |
| LENS INTERCHANGEABILITY | Easy change |
| COATING DEFINITIONS | Mirror |

| REF. | COLOR | LENS | COATING | WEATHER | VLT | CATEGORY |
|-----------|----------------|-------|---------|-----------|-----|----------|
| L32703300 | blue/universal | Clear | Mirror | Universal | 27% | 2 |

CHINGUARD METAL



SMALL COMPATIBLE WITH
Equipe: S(55-56)
Equipe: JR XXS/XS(51-55)

LARGE COMPATIBLE WITH
Equipe: M(57-58)/L(58-59)/XL(60-61)/XXL(61-62)
Equipe JR: S/M(55-58)/L/XXL(59-62)

| REF. | COLOR | SIZES |
|-----------|-------|-------|
| L78869600 | black | LARGE |
| L78766600 | black | SMALL |

FLEXCELL MEN **NEW**



| | |
|---------------|--|
| FLEXIBILITY | Motion fit technology |
| MORPHOLOGY | Twin link chest system Adjustable and soft waist link |
| BREATHABILITY | Thermo Control System Breathable mesh |
| PROTECTION | CE approved EN 1621-2 |
| WASHABILITY | Easily removed washable vest |

| REF. | COLOR | SIZES |
|-----------|-------------|-------------|
| L12987900 | black/white | XS/S/M/L/XL |

FLEXCELL WOMEN **NEW**



| | |
|---------------|---|
| FLEXIBILITY | Motion fit technology |
| MORPHOLOGY | Specific women chest morphology Soft chest link system Adjustable and soft waist link |
| BREATHABILITY | Thermo Control System Breathable mesh |
| PROTECTION | CE approved EN 1621-2 |
| WASHABILITY | Easily removed washable vest |

| REF. | COLOR | SIZES |
|----------|--------------|----------|
| L3262590 | black/purple | XS/S/M/L |

EQUIPE

JR



2V RACE JR + Z10/L10 JR



BINDING OPTION / SYSTEM Z10 (310104) / L10 Jr (326767)
Smartrak Grip / LIGHTRAK JR

CONSTRUCTION & CORE 3D Race Monocoque
Full Woodcore

SPECIFIC FEATURES PULSE PAD

REINFORCEMENT Double Ti Laminate 400

Boots mini 260 mm

| REF. | COLOR | LENGTHS (cm) | SIDECUT | RADIUS |
|----------------------------|-------------|--------------|-------------------|----------------|
| L31010400 (Z10) | blue/yellow | 151/158/165 | 103/64/86 (158cm) | 17.0/17.0/17.5 |
| L32676500 (ski) | | | | |
| L32725900 (binding) | | | | |
| L32676700 (L10 Jr) | blue/yellow | 130/137/144 | 101/64/83 (137cm) | 14.0/14.0/14.0 |
| L32676800 (ski) | | | | |
| L12637900 (binding) | | | | |

3V RACE JR + Z10/L10 JR



BINDING OPTION / SYSTEM Z10 (310108) / L10 Jr (326769)
Smartrak Grip / LIGHTRAK JR

CONSTRUCTION & CORE 3D Race Monocoque
Full Woodcore

SPECIFIC FEATURES PULSE PAD

REINFORCEMENT Double Ti Laminate 400

Boots mini 260 mm

| REF. | COLOR | LENGTHS (cm) | SIDECUT | RADIUS |
|----------------------------|-------------|--------------|-------------------|-----------|
| L31010800 (Z10) | blue/yellow | 144/151 | 110/64/93 (144cm) | 11.0/11.5 |
| L32676600 (ski) | | | | |
| L32725900 (binding) | | | | |
| L32676900 (L10 Jr) | blue/yellow | 130/137 | 105/63/88 (130cm) | 10.0/10.5 |
| L32677000 (ski) | | | | |
| L12637900 (binding) | | | | |

X3 110 T

my custom fit PRO



TECHNOLOGIES World cup advanced shell technology
SHELL & CUFF Bi-material PU lower shell
 Bi-material PU upper cuff
 Specific Junior cuff
LINERS My Custom Fit Pro
BUCKLES 4 micro alu buckles
 3D buckle

| REF. | COLOR | SIZES (MONDO) | FLEX | LAST | STRAP |
|-----------|-------------|---------------|--------|------|-------|
| L32599300 | white/white | 22 - 27.5 | 110 JR | wide | 35 |

X3 90 T

my custom fit COMFORT



TECHNOLOGIES World cup advanced shell technology
SHELL & CUFF Bi-material PU lower shell
 Bi-material PU upper cuff
 Specific Junior cuff
LINERS My Custom Fit Comfort
BUCKLES 4 micro alu buckles
 3D buckle

| REF. | COLOR | SIZES (MONDO) | FLEX | LAST | STRAP |
|-----------|-------------|---------------|-------|------|-------|
| L32599400 | white/white | 22 - 27.5 | 90 JR | wide | 35 |

EQUIPE JR



SHELL Full shell
 Injected ABS + EPS liner
LINING OSFA One Size Fits All
 Removable/washable
VENTILATION Airflow concept
 Vent plugs
ACCESSORIES Chinguard compatibility

| REF. | COLOR | SIZES |
|-----------|--------------|----------------------------|
| L32589700 | white/yellow | XXS-XS (51-55)/S-M (55-58) |

X3 70 T

thermicfit



TECHNOLOGIES Advanced Shell Technology
SHELL & CUFF Bi-material PU lower shell
 Bi-material PU upper cuff
 Specific Junior cuff
LINERS Thermicfit
BUCKLES 4 micro alu buckles
 3D buckle

| REF. | COLOR | SIZES (MONDO) | FLEX | LAST | STRAP |
|-----------|-------------|---------------|-------|------|-------|
| L32599500 | white/white | 22 - 27.5 | 70 JR | 100 | 25 |

X3 60 T

thermicfit



TECHNOLOGIES Advanced Shell Technology
SHELL & CUFF Specific Junior cuff
LINERS Thermicfit
BUCKLES 4 micro alu/plastic buckles

| REF. | COLOR | SIZES (MONDO) | FLEX | LAST | STRAP |
|-----------|-------------|---------------|-------|------|-------|
| L32599700 | black/black | 18 - 26.5 | 60 JR | wide | 25 |
| L32599600 | white/white | | | | |

FLEXCELL JUNIOR **NEW**



FLEXIBILITY Motion fit technology
MORPHOLOGY Easy chest scratch system
 Wide waist velcro system
BREATHABILITY Thermo Control System
 Breathable mesh
PROTECTION CE approved EN 1621-2
WASHABILITY Easily removed washable vest

| REF. | COLOR | SIZES |
|-----------|-----------|--------------|
| L32776600 | black/red | JS/JM/JL/JXL |

ALPINE GEAR



GO-TO-SKI GEAR BAG

CHARACTERISTICS Padded backpanel • Stowable and padded shoulder straps • Stowable adjustable belt with large winter buckle • Compression straps • Load lifter straps • 1 main compartment • Gear and helmet compartment • Goggle fleece pocket • 1 front zipped pocket • 1 back external compartment • Waterproof bottom • 2 waterproof separated boots compartments • Name label

WEIGHT 1555 g / 3.4LB 55OZ
VOLUME 50 l / 305l ci
DIMENSIONS 41 x 36 x 30 CM
FABRICS 600D PES TPE • PVC free



REF. **COLOR**
L3098700 black | corona

GEAR BAG

CHARACTERISTICS Adjustable shoulder strap • Top handle • Goggle and gloves pocket • Helmet loops • Waterproof bottom • Mesh ventilation window • Ski boots partial padding • Large opening boots compartment • Name label

WEIGHT 355 g / 12oz
VOLUME 33 l / 2014 ci
DIMENSIONS 39 x 23 x 38 CM
FABRICS 600D PES TPE • PVC free



REF. **COLOR**
L30980400 black | corona

GEAR BACKPACK **NEW**

CHARACTERISTICS Padded backpanel • Padded shoulder strap • Harness construction • 1 main compartment • 1 front compartment • 1 front zipped pocket • Large opening • Helmet loops • Waterproof bottom • Name label • Adapts ski boots up to size 10 • Reflective printing

WEIGHT 1500 g / 3.3LB 52OZ
DIMENSIONS 40 x 37 x 38.5 CM
FABRICS 600D PES TPE • PVC free



REF. **COLOR**
L30987300 black | corona yellow | white
L30987400 black | asphalt | bright red

ULTIMAX GEARBAG **NEW**

CHARACTERISTICS Adjustable shoulder strap • Padded top handle • Gear and helmet compartment • Helmet loops • Waterproof bottom • Mesh ventilation window • Ski boots full padding • Padded mat • Large opening boots compartment • Name label

WEIGHT 550 g / 1.2LB 19OZ
VOLUME 45 l / 2746 ci
DIMENSIONS 39 x 25 x 55 CM
FABRICS 600D PES TPE • PVC free



REF. **COLOR**
L30980300 black | corona yellow | white

EQUIPE II CS U **NEW**

SHELL Leather • Neoprene
PALM Leather
WATERPROOFNESS ClimaSnow™
INSULATION Thermolite® MICRO
FEATURES Long cuff • Velcro wrist closure • Soft knuckles • Nose wipe
COMPOSITION **FILLING:** PU FOAM 100%
LINING: PES 100%
UPPER BODY: GOAT LEATHER CHROME TANNING 100%



REF. **COLOR** **SIZE**
L30982500 black | white S | M | L | XL

ENDURO 18 **NEW**

CHARACTERISTICS Airvent Comfort • Padded shoulder strap • Assymmetric belt with large winter buckle • Compression straps • Adjustable sternum strap • 1 main compartment • 1 internal zipper pocket • Notebook / tablet compatible • 1 secret side pocket • Goggle fleece pocket • 1 belt zipped pocket • 1 bottle holder compartment • 1 front zipped pocket • 1 key holder • On-the-go side opening • Bladder compartment with hanging system • Protected bladder tube sleeve • Reflective printing

WEIGHT 650 g / 1.5LB 23OZ
DIMENSIONS 48 x 25 x 20 CM
FABRICS PVC free • 420D HD Mini Ripstop PU



REF. **COLOR**
L31012800 black | white | corona yellow

ULTRA INSULATED BELT

CHARACTERISTICS Airvent Agility • Quick fit belt • 1 belt zipped pocket • Inside pocket • 4D bottle holder • 3D Ultra insulated bottle (600ml/20oz) • Reflective printing

WEIGHT 300 g / 0.7LB 11OZ
FABRICS 210D Double Ripstop PA PU • PVC free



REF. **COLOR**
L30988300 black | corona yellow | white

1 PR 165+20 EXP SKI BAG

CHARACTERISTICS Bottom reinforcement • Full length opening • Waterproof ski compartment • Ski/board partial padding • Auto-adjustable shoulder straps with padded handle • Expandable ski bag • Name label

WEIGHT 650 g / 1.4LB 23OZ
DIMENSIONS 185 x 14 x 24 CM
FABRICS 600D PES PU • 600D PES TPE • PVC free



REF. **COLOR**
L330984100 black | corona yellow | white

1 PAIR 185 SKI BAG NEW

CHARACTERISTICS Bottom reinforcement • Full length opening • Waterproof ski compartment • Ski/board partial padding • Auto-adjustable shoulder straps with padded handle • Name label

WEIGHT 770 g / 1.7LB 27.2OZ
DIMENSIONS 190 x 15 x 24 CM
FABRICS 600D PES PU • 600D PES TPE • PVC free



REF. **COLOR**
L30983500 black | corona yellow | white

2 PAIRS 195 WHEELY SKI BAG

CHARACTERISTICS Double shoulder straps with padded handle • Bottom reinforcement • Full length opening • Smooth wheels • Waterproof ski compartment • Ski/board full padding • Compactable ski sleeve • Name label

WEIGHT 3200 g / 7LB 11.3OZ
DIMENSIONS 200 x 31 x 22 CM
FABRICS 600D PES PU • 600D PES TPE • PVC free



REF. **COLOR**
L30981200 BBR blue | asphalt | white

2 PAIRS 195 SKI BAG

CHARACTERISTICS Double shoulder straps with padded handle • Bottom reinforcement • Full length opening • Waterproof ski compartment • Ski/board full padding • Name label

WEIGHT 1160 g / 2.6LB 41OZ
DIMENSIONS 200 x 18 x 31 CM
FABRICS 600D PES PU • 600D PES TPE • PVC free



REF. **COLOR**
L30983200 black | corona yellow | white

SPORTS BAG XL

CHARACTERISTICS Removable framesheet • Shoulder strap carrying option • 1 main compartment • 1 front compartment • 1 internal zipped pocket • Zipped side pockets • Ventilated footwear compartment • Ventilated gear compartment • Wide front opening with double sliders

WEIGHT 1200 g / 2.7LB 42 OZ
VOLUME 63 l / 3844 ci
DIMENSIONS 700 x 340 x 340 CM
FABRICS 210D Double Ripstop PA PU • 600D PES PU • PVC free



REF. **COLOR**
L32550800 black | corona yellow | white

TANKER 130

CHARACTERISTICS Compression straps • Shoulder straps • Top handle • 2 main compartments • 1 front zipped pocket • Boots waterproof compartment • 10mm zipper • Smooth wheels • Retractable handle • Padded handle

WEIGHT 6230 g / 13 lbs 13 oz
VOLUME 115 l / 7019 ci
DIMENSIONS 82 X 44 X 30 cm
FABRICS 600D PES TPE • 900D PES TPE • PVC free



REF. **COLOR**
L32549800 black | corona yellow | white

1 PAIR 130+25 EXP JR SKI BAG

CHARACTERISTICS Bottom reinforcement • Full length opening • Waterproof ski compartment • Ski/board partial padding • Auto-adjustable shoulder straps with padded handle • Expandable ski bag • Name label

WEIGHT 560 g / 1 lb and 3.75 oz
DIMENSIONS 155 x 20 x 12 CM
FABRICS 600D PES PU • 600D PES TPE • PVC free



REF. **COLOR**
L30984500 black | corona yellow | white

CONTAINER 100

CHARACTERISTICS Compression straps • Shoulder straps • 2 main compartments • 1 front compartment • 1 internal zipped pocket • Boots waterproof compartment • Travel document pocket • 1 front zipped pocket • Split opening • 10mm zipper • Smooth wheels • Retractable handle • Padded handle • Name label

WEIGHT 4400 g / 11lb 2oz
VOLUME 93 l / 5675 ci
DIMENSIONS 77 x 37 x 35 cm
FABRICS 600D PES TPE • PVC free



REF. **COLOR**
L32550000 black | corona yellow | white

CONTAINER 70 CABIN

CHARACTERISTICS Compression straps • 2 main compartments • 1 internal zipped pocket • 17" laptop padded compartment • Boots waterproof compartment • 1 front zipped pocket • Split opening • 10mm zipper • Smooth wheels • Retractable handle • Padded handle • Name label • Airline overhead storage compatible

WEIGHT 3150 g / 7 lbs 6 oz
VOLUME 45 l / 2750 ci
DIMENSIONS 58 x 35 x 31 cm
FABRICS 600D PES TPE • PVC free



REF. **COLOR**
L32550300 black | corona yellow | white

WHEELY 80

CHARACTERISTICS Shoulder straps • Padded top handle • 1 main compartment • Boots waterproof compartment • Smooth wheels • Retractable handle

WEIGHT 4020 g / 8 lbs 14 oz
VOLUME 87 l / 5310 ci
DIMENSIONS 74 x 42 x 38 cm
FABRICS 600D PES TPE • PVC free



REF. **COLOR**
L32550600 black | corona yellow | white

NEW RACING CLASSIC

STRENGTHENING OF RACING CLASSIC LINE

- PERFORMANCE PROVEN ENSURING EFFICIENT KICK AND POWER TRANSMISSION
- OUTSTANDING HEEL HOLD
- NEW AGGRESSIVE DESIGN WITH INCREASED FRONT AND LATERAL MEDIA VISIBILITY



SNS PROPULSE

EFFICIENT KICK FOR INCREASED ACCELERATION

RIGHT FEELING FOR EFFICIENT KICK




FULL LENGTH GUIDE RIDGE

ULTRA LIGHT



120G (SINGLE)

OPTIMUM ENERGY TRANSMISSION



LOW PROFILE



RS-17



SNS® PROPULSE® RC



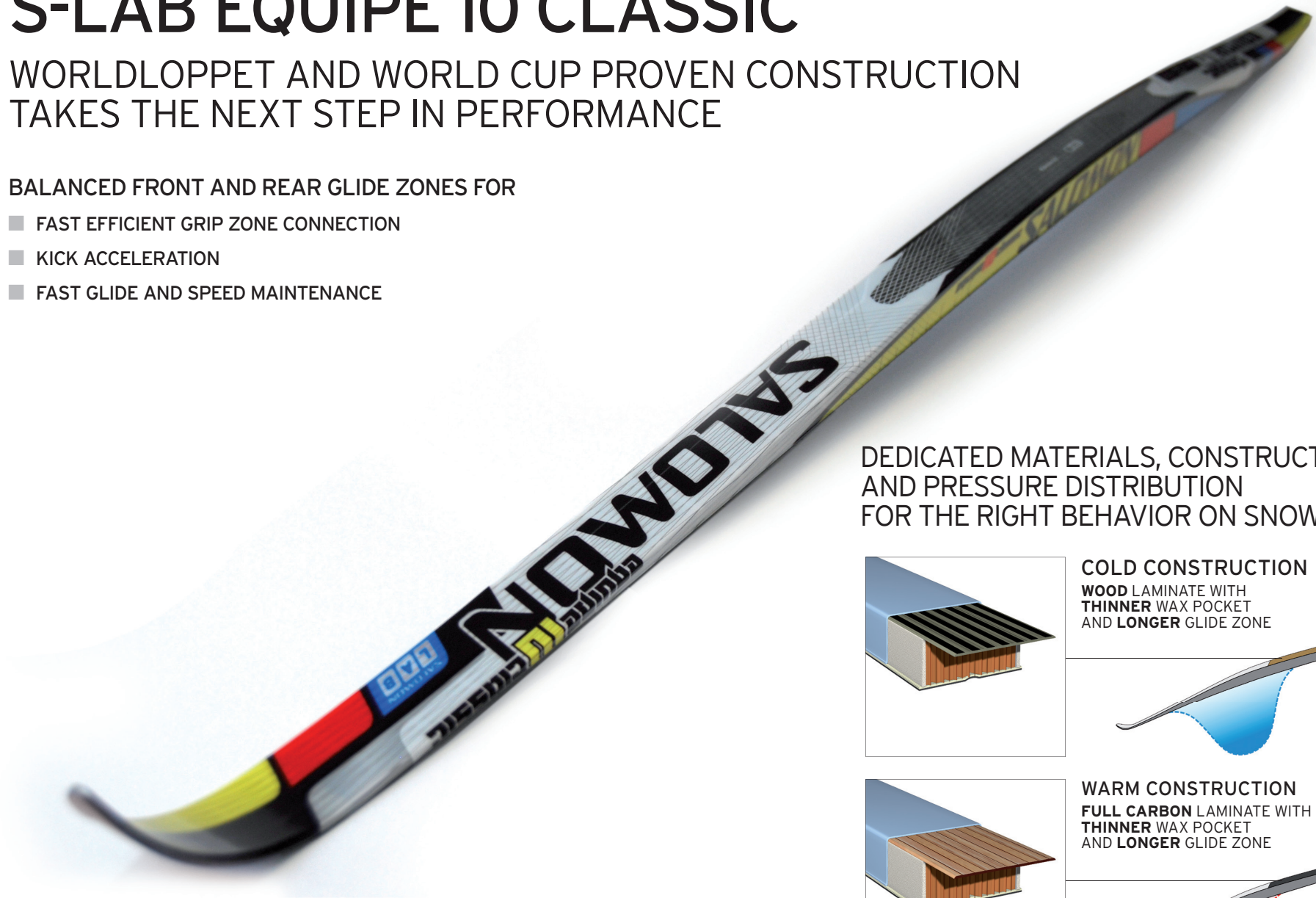
SNS® PROPULSE® RC2

S-LAB EQUIPE 10 CLASSIC

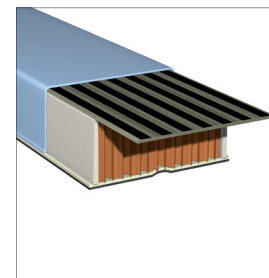
WORLDLOPPET AND WORLD CUP PROVEN CONSTRUCTION
TAKES THE NEXT STEP IN PERFORMANCE

BALANCED FRONT AND REAR GLIDE ZONES FOR

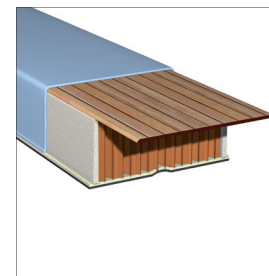
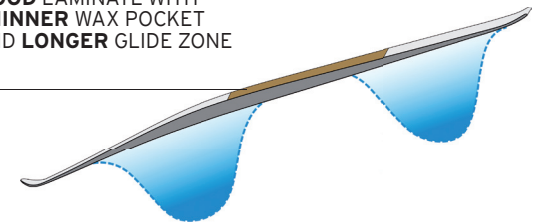
- FAST EFFICIENT GRIP ZONE CONNECTION
- KICK ACCELERATION
- FAST GLIDE AND SPEED MAINTENANCE



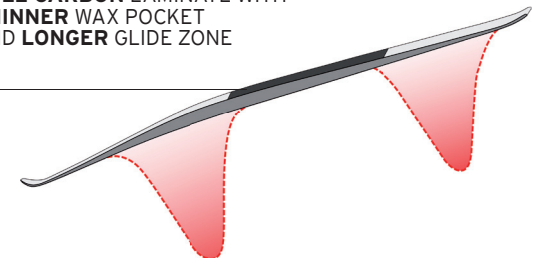
DEDICATED MATERIALS, CONSTRUCTIONS
AND PRESSURE DISTRIBUTION
FOR THE RIGHT BEHAVIOR ON SNOW



COLD CONSTRUCTION
WOOD LAMINATE WITH
THINNER WAX POCKET
AND **LONGER** GLIDE ZONE



WARM CONSTRUCTION
FULL CARBON LAMINATE WITH
THINNER WAX POCKET
AND **LONGER** GLIDE ZONE



S-LAB SKATE PRO

PERFORMANCE PROVEN,
BETTER MEDIA VISIBILITY
AND MORE APPEALING

TOP LEVEL RACING SKATE BOOT

- ENSURING PRECISE FIT, UNMATCHED SUPPORT AND POWER TRANSMISSION

NEW, AGGRESSIVE DESIGN

- TO MATCH ITS DOMINATING PERFORMANCE



SNS WEDGE

UNDERFOOT TECHNOLOGY

MOUNTED BETWEEN A SKATING SKI AND BINDING, THIS PLATE CREATES A 5MM LIFT UNDER THE FOREFOOT TO IMPROVE SKI ACCELERATION, EDGE CONTROL, AND ENABLE A LONGER KICK.

- SKI ACCELERATION
- EDGE CONTROL
- LONG KICK
- STABILITY



RS 17 OUTSOLE
SNS EQUIPE SKATE BINDING
SNS WEDGE
SKI



S-LAB EQUIPE 10 SKATE

WORLDLOPPET AND WORLD CUP PROVEN CONSTRUCTION TAKES THE NEXT STEP IN PERFORMANCE



BALANCED SKI WITH OPTIMIZED POWER DISTRIBUTION WITH

- PURE GLIDE SPEED
- ACCELERATION ON EDGE
- STRAIGHT RUNNING STABILITY
- LIGHTWEIGHT AND REBOUND ENERGY
- FOR EVERY TRACK CONDITION

CARBON POWER DISTRIBUTION CAMBER

- LOW RIDING RESPONSIVE CAMBER DUE TO FULL CARBON LAMINATE

S-LAB EQUIPE 10 SKATE

POLYVALENT WORLD CUP PROVEN SKI FOR MAINLY COMPACTED TRACK CONDITIONS

HIGH AMPLITUDE OF POWER DISTRIBUTION FOR MORE RESPONSIVENESS, ACCELERATION & STABILITY

THE RIGHT PERFORMANCE SKI FOR SKIERS CHOOSING ONLY ONE SKI

S-LAB EQUIPE 10 SKATE SG

SPECIFIC SKI FOR SOFTER TRACK CONDITIONS, NEW SNOW, GLOSSY SNOW & WET SPRING SNOW

MORE EVENLY DISTRIBUTED POWER DOES NOT DEFORM THE SNOW, THUS REDUCING DRAG AND MAINTAINING ACCELERATION

RACING SKI FOR RACERS WHO NEED SPECIFIC SKIS FOR SOFT GROUND CONDITIONS

NORDIC SKATE



S-LAB EQ 10 SKATE SG



NEW

SKI CONSTRUCTION Skating Power distribution camber Soft ground
D2FC - Digital Dynamic Flex Control
CORE Nomex
BASE TUNING DGM - Digital Grinding Measurement
SIDECUT TYPE Skating race sidecut

| REF. | VERSION | TYPE | SIZES | SIDECUT | BASE | BASE TUNING | WEIGHT |
|-----------|---------|---------|-----------------|--------------|---------------------|-------------------------|--------|
| L12695600 | Soft | Skating | 177/182/187/192 | 44.5/44/44.5 | G5 Zeolit warm base | World Cup warm grinding | 1000g |
| L12695700 | Hard | Skating | 177/182/187/192 | | | | |

S-LAB EQ 10 SKATE



NEW

SKI CONSTRUCTION Skating Power distribution camber
Warm or cold skating ski camber adjustment
D2FC - Digital Dynamic Flex Control
CORE Nomex
BASE TUNING DGM - Digital Grinding Measurement
SIDECUT TYPE Skating race sidecut

| REF. | VERSION | TYPE | SIZES | SIDECUT | BASE | BASE TUNING | WEIGHT |
|-----------|-----------|---------|---------------------|----------|---------------------|------------------------------|--------|
| L12697000 | Cold Hard | Skating | 182/187/192 | | G5 Zeolit cold base | World Cup universal grinding | 1000g |
| L12697100 | Cold Soft | Skating | 170/177/182/187/192 | 44/43/44 | G5 Zeolit cold base | World Cup universal grinding | 1000g |
| L12697200 | Warm Hard | Skating | 170/177/182/187/192 | 44/43/44 | G5 Zeolit warm base | World Cup universal grinding | 1000g |
| L12697300 | Warm Soft | Skating | 182/187/192 | | | | |

S-LAB EQ 10 SKATE EXTRA HARD



NEW

SKI CONSTRUCTION Skating Power distribution camber
D2FC - Digital Dynamic Flex Control
Warm skating ski camber adjustment
CORE Nomex
BASE TUNING DGM - Digital Grinding Measurement
SIDECUT TYPE Skating race sidecut

| REF. | VERSION | TYPE | SIZES | SIDECUT | BASE | BASE TUNING | WEIGHT |
|-----------|------------|---------|-------|----------|---------------------|------------------------------|--------|
| L12696900 | Extra hard | Skating | 192 | 44/43/44 | G5 Zeolit warm base | World Cup universal grinding | 1000g |

S-LAB EQ 10 CLASSIC **NEW**



SKI CONSTRUCTION Cold or warm classic ski construction
Propulsion ski construction
D2FC - Digital Dynamic Flex Control

CORE Nomex

BASE TUNING DGM - Digital Grinding Measurement

SIDECUT TYPE Classic parallel race sidecut

| REF. | VERSION | TYPE | SIZES | SIDECUT | BASE | BASE TUNING | WEIGHT |
|-----------|-----------|-----------------|-----------------|----------|---------------------|-------------------------|--------|
| L32684400 | Cold Hard | Classic waxable | 206 | | | | |
| L32679600 | Cold Med | Classic waxable | 188/196/201/206 | 44/44/44 | G5 Zeolit cold base | World Cup cold grinding | 1040 g |
| L32684300 | Cold Soft | Classic waxable | 188/196/201/206 | | | | |
| L32684800 | Warm Hard | Classic waxable | 201/206 | | | | |
| L32679100 | Warm Med | Classic waxable | 188/196/201/206 | 44/44/44 | G5 Zeolit warm base | World Cup warm grinding | 1040 g |
| L32684700 | Warm Soft | Classic waxable | 188/196/201/206 | | | | |

S-LAB EQ 10 CLASSIC ZERO **NEW**



SKI CONSTRUCTION Propulsion ski construction
D2FC - Digital Dynamic Flex Control

CORE Nomex

BASE TUNING DGM - Digital Grinding Measurement

SIDECUT TYPE Classic parallel race sidecut

| REF. | VERSION | TYPE | SIZES | SIDECUT | BASE | BASE TUNING | WEIGHT |
|-----------|---------|-----------------|-----------------|----------|---------------------|-------------------------|--------|
| L32679500 | - | Classic waxable | 188/196/201/206 | 44/44/44 | G5 Zeolit warm base | World Cup warm grinding | 1040 g |

S-LAB CARBON **NEW**



SHAFT S-Lab Carbon 16/9

GRIP Cork Click Thumb

STRAP Power strap click

BASKET Racing

TIP Tungsten

| REF. | COLOR | SIZES |
|-----------------|-------------|---|
| L32604800 (KIT) | black/white | 140/160/180 |
| L32603100 | black/white | 140/142.5/145/147.5 150/152.5/155/157.5 160/162.5/165/167.5/170 |

S-LAB CARBON KIT



| REF. | NAME | SIZES |
|-----------|-------------------------|-----------|
| L32762000 | S-LAB CARBON 16/9 SHAFT | 150 / 175 |
| L12707500 | CLICK THUMB GRIP | |
| L12707400 | CORK GRIP | |
| L12708100 | POWER STRAP CLICK | S/M/L/XL |
| L12708000 | POWER STRAP | S/M/L/XL |
| L32762300 | RACING BASKET S | S |
| L32764900 | RACING BASKET M | M |

NORDIC CLASSIC



NORDIC



S-LAB SKATE



OUTSOLE RS17 + buttressing wings
CHASSIS Carbon 3D skate chassis
 Carbon skating plate
WRAPPING Sensifit overlap construction
CUFF 3D Energyzer
PROTECTION Seamless



| REF. | OUTSOLE | SIZES (UK) | WEIGHT |
|-----------|-----------------------------|------------|----------------|
| L12653400 | SNS® PILOT®3 Racing outsole | 3.5 - 14 | 1200g/pair (8) |

S-LAB VITANE SKATE



OUTSOLE RS17 + buttressing wings
CHASSIS Carbon 3D skate chassis
 Carbon skating plate
LINER Custom Fit
 Inner sock
PROTECTION Seamless
WOMEN SPECIFIC Salomon Racing Women fit



| REF. | OUTSOLE | SIZES (UK) | WEIGHT |
|-----------|-----------------------------|------------|----------------|
| L10277800 | SNS® PILOT®3 Racing outsole | 3.5 - 9 | 1200g/pair (5) |

S-LAB CLASSIC

NEW



OUTSOLE RS17 + buttressing wings
CHASSIS Carbon 3D classic chassis
 Carbon classic plate
HEEL ADJUSTMENT Adjustable heel strap
 with spoiler
LINER Custom Fit
 Inner sock
PROTECTION Seamless



| REF. | OUTSOLE | SIZES (UK) | WEIGHT |
|-----------|-----------------------------|------------|---------------|
| L32571100 | SNS® PILOT®3 Racing outsole | 3.5 - 14 | 830g/pair (8) |

S-LAB VITANE CLASSIC



OUTSOLE RS17 + buttressing wings
CHASSIS Carbon 3D classic chassis
 Carbon classic plate
HEEL ADJUSTMENT Adjustable heel strap
 with spoiler
LINER Custom Fit
 Inner sock
PROTECTION Seamless



| REF. | OUTSOLE | SIZES (UK) | WEIGHT |
|-----------|-----------------------------|------------|---------------|
| L11079900 | SNS® PILOT®3 Racing outsole | 3.5 - 8.5 | 680g/pair (5) |

S-LAB SKATE PRO



OUTSOLE RS17 + buttressing wings
CHASSIS Carbon skating plate
WRAPPING Power hold system
 Sensifit overlap construction
CUFF Carbon Energyzer
PROTECTION Seamless



| REF. | OUTSOLE | SIZES (UK) | WEIGHT |
|-----------|-----------------------------|------------|----------------|
| L12653200 | SNS® PILOT®3 Racing outsole | 3.5 - 9 | 1200g/pair (8) |

S-LAB SKIATHLON



OUTSOLE RS17 + buttressing wings
CHASSIS Carbon 3D skiathlon chassis
 Carbon classic plate
WRAPPING Sensifit overlap construction
LINER Custom Fit
 Inner sock
PROTECTION Seamless



| REF. | OUTSOLE | SIZES (UK) | WEIGHT |
|-----------|-----------------------------|------------|----------------|
| L12654000 | SNS® PILOT®3 Racing outsole | 3.5 - 13 | 1200g/pair (8) |

S-LAB OVERBOOT

OVERBOOT FABRICS Polyamid fleece lining
Stretchable and seam
taped Neoprene



| REF. | OUTSOLE | SIZES (UK) | WEIGHT |
|-----------|---------------------------------|------------|--------------|
| L10279200 | SNS® PILOT®2 Carbon Pro outsole | 3.5 - 13 | 172 g / pair |

CARBON ENERGYZER

| REF. | SIZES (UK) | WEIGHT |
|-----------|------------|-------------|
| L10290600 | 3.5 - 6.5 | 93 g / pair |
| L10290700 | 7 - 9.5 | 93 g / pair |
| L10290800 | 10 - 13 | 93 g / pair |



SNS PROPULSE RC



SNS® PROPULSE Low profile
UNDERFOOT TECHNOLOGY RS 17
GUIDE RIDGE Full length guide ridge

| REF. | FLEX | WEIGHT | STEP-IN SYSTEM |
|-----------|---------|--------------|----------------|
| L11086800 | Flex 85 | 242 g / pair | Manual |

SNS PROPULSE RC2



SNS® PROPULSE Low profile
UNDERFOOT TECHNOLOGY RS 17
GUIDE RIDGE Full length guide ridge

| REF. | FLEX | WEIGHT | STEP-IN SYSTEM |
|-----------|---------|--------------|----------------|
| L11086600 | Flex 85 | 256 g / pair | Manual |

SNS PILOT EQUIPE SKATE



SNS® PILOT® 2 axes with rigid link
UNDERFOOT TECHNOLOGY RS 10
GUIDE RIDGE Full length guide ridge

| REF. | FLEX | WEIGHT | STEP-IN SYSTEM |
|-----------|----------|--------------|----------------|
| L78609400 | Flex 115 | 320 g / pair | Manual |

SNS WEDGE 60

Plate that is mounted between a skating ski and binding, creating 5mm lift under the forefoot to improve ski acceleration and edge control, and allow a longer kick.



| REF. | WEIGHT |
|-----------|-------------|
| L10796600 | 50 g / pair |

SNS WEDGE

Plate that is mounted between a skating ski and binding, creating 5mm lift under the forefoot to improve ski acceleration and edge control, and allow a longer kick.



| REF. | WEIGHT |
|-----------|-------------|
| L10792700 | 45 g / pair |

SALOMON
LAB

NORDIC JUNIOR




EQUIPE 10 JUNIOR SKATE



SKI CONSTRUCTION Powered camber
D2FC - Digital Dynamic Flex Control
CORE Densolite 3000
BASE 5 Zeolit universal base
BASE TUNING DGM - Digital Grinding Measurement
SPACEFRAME Skating spaceframe

| REF. | VERSION | TYPE | SIZES | SIDECUT | BASE | BASE TUNING | WEIGHT |
|-----------|---------|---------|-------------------------|----------|--------------------------|------------------------------|--------|
| L12699900 | - | Skating | 137/144/151/158/165/172 | 44/42/44 | G5 Zeolit universal base | World Cup universal grinding | 980g |

EQUIPE 10 JUNIOR CLASSIC **NEW**



SKI CONSTRUCTION Heel toe camber
D2FC - DIGITAL DYNAMIC FLEX CONTROL
CORE Densolite 3000
BASE TUNING DGM - Digital Grinding Measurement
SIDECUT TYPE Light cut

| REF. | VERSION | TYPE | SIZES | SIDECUT | BASE | BASE TUNING | WEIGHT |
|-----------|---------|-----------------|---------------------|----------|--------------------------|------------------------------|--------|
| L32669700 | - | Classic waxable | 145/155/165/175/185 | 46/44/45 | G5 Zeolit universal base | World Cup universal grinding | 980g |

EQUIPE CARBON JR **NEW**



SHAFT 20% Carbon 16/9
GRIP EVA Jr
STRAP Power strap
BASKET NEW RACING M
TIP Tungsten

| REF. | COLOR | SIZES |
|-----------|--------|-----------------------------------|
| L32605400 | yellow | 90/95/100/105/110/115/120/125/130 |

SKIATHLON JR **NEW**

PILOT **GEN3**

CUFF Supportive articulated cuff
LACING Quicklace
ENVELOPMENT Sensifit
CHASSIS Smart structure
Classic flex



| REF. | OUTSOLE |
|-----------|---------------------------|
| L32577100 | SNS® PILOT® Sport outsole |

EQUIPE CLASSIC

PILOT **GEN3**

LACING Quicklace
CHASSIS Classic flex
PROTECTION Lace cover with diagonal zip
LAST Salomon Junior fit



| REF. | OUTSOLE | SIZES (CM) | WEIGHT |
|-----------|---------------------------|------------|----------------|
| L32577300 | SNS® PILOT® Sport outsole | 1 - 8.5 | 900 g/pair (8) |

SNS PILOT® JUNIOR



SHAFT 20% Carbon 16/9
GRIP EVA Jr
STRAP Power strap
BASKET NEW RACING M
TIP Tungsten

| REF. | FLEX | WEIGHT | STEP-IN SYSTEM |
|-----------|-------------|-------------|----------------|
| L83928000 | Junior flex | 238 g /pair | Manual |

NORDIC



EQUIPE IV JERSEY M **NEW** EQUIPE III JERSEY W

TECHNOLOGIES STITCHLESS TECHNOLOGY
 FABRICS actiLITE™ Brushed L Power
 FEATURES Glued Overlap
 Impact branding
 Double cuff
 COMPOSITION **BODY:** PA 74%, EL 26%
 FIT Skin Fit



| REF. | GENDER | COLOR | WEIGHT | SIZES |
|-----------|--------|-------------------|------------------|---------------------|
| L30933000 | men | matador-x black | 300 g 10,58 oz | XS S M L XL |
| L30933100 | women | matador-x black | 220 g 7,76 oz | XS S M L XL |

EQUIPE IV TIGHT M **NEW** EQUIPE III TIGHT W

TECHNOLOGIES STITCHLESS TECHNOLOGY
 SMART SKIN™
 FABRICS actiLITE™ Warp Knit
 actiLITE™ Brushed L Power
 FEATURES Waist adjustment
 Glued Overlap
 COMPOSITION **OVERLAY:**
 PA 80%, EL 20%
BODY: PA 74%, EL 26%



| REF. | GENDER | COLOR | WEIGHT | SIZES |
|-----------|--------|-------------------|-----------------|---------------------|
| L30932800 | men | black matador-x | 230 g 8,11 oz | XS S M L XL |
| L30932900 | women | black matador-x | 180 g 6,35 oz | XS S M L XL |

NORDIC EQUIPE II W

NEW



SHELL LYCRA®
 PALM Microfiber synthetic leather
 FEATURES Short cuff
 LYCRA® Soft Wrapping Half Cuff
 COMPOSITION **PALM:** PES 80%, PU 20%
UPPER BODY:
 PA 87%,

| REF. | COLOR | SIZE |
|-----------|---------------|---------------------|
| L31007400 | black | XS S M L XL |
| L31006900 | black white | XS S M L XL |



ULTRA INSULATED BELT



CHARACTERISTICS AirVent Agility • Quick fit belt •
 1 belt zipped pocket • Inside pocket • 4D bottle holder •
 3D Ultra insulated bottle (600ml/20oz) • Reflective printing
 WEIGHT 300 g / 0.7LB 11OZ
 FABRICS 210D Double Ripstop PA PU • PVC free

| REF. | COLOR |
|-----------|-------------------------------|
| L30988300 | black corona yellow white |

NORDIC 2 PAIRS 215 SKI HOLSTER

NEW



CHARACTERISTICS Shoulder straps
 Full length opening
 1 accessories front pocket
 Ski/board partial padding
 Poles and skis separated sleeves
 WEIGHT 1350 g / 3LB 48OZ
 DIMENSIONS 220 x 26 x 7 CM
 FABRICS 600D PES PU • 600D PES TPE • PVC free

| REF. | COLOR |
|-----------|----------------|
| L30986500 | black corona |

NORDIC EQUIPE II M

NEW



SHELL LYCRA®
 PALM Microfiber synthetic leather
 WATERPROOFNESS Water-resistant coating
 FEATURES Short cuff
 LYCRA® Soft Wrapping Half Cuff
 COMPOSITION **PALM:** PES 80%, PU 20%
UPPER BODY:
 PA 87%,

| REF. | COLOR | SIZE |
|-----------|---------------|----------------------|
| L31007000 | black | S M L XL XXL |
| L31007000 | black white | S M L XL XXL |



NORDIC THERMO BELT



CHARACTERISTICS Padded backpanel
 1 front zipped pocket
 Inside pocket
 Adjustable belt with large winter buckle
 On/Off valve
 Insulated removable container (900ml/30oz)
 with large access
 Reflective printing
 WEIGHT 260 g / 0.6LB 9OZ
 FABRICS 600D PES PU • PVC free

| REF. | COLOR |
|-----------|-------------------------------|
| L30988800 | black corona yellow white |

NORDIC 2 PAIRS 215 SKIBAG

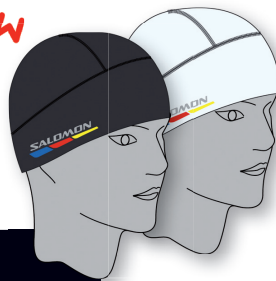


CHARACTERISTICS Compression straps
 Shoulder straps
 Full length opening
 WEIGHT 627 g / 1lb 6 oz
 DIMENSIONS 215 x 24 x 6 cm
 FABRICS 600D PES PU • 600D PES TPE • PVC free

| REF. | COLOR |
|-----------|-----------------|
| L32551400 | asphalt black |

RACE BEANIE

NEW



SIZE OSFA
 COMPOSITION SHELL: PES 100%

| REF. | COLOR |
|-----------|-------|
| L30975500 | black |
| L30975600 | white |

NORDIC HEADBAND RACE

NEW



SIZE OSFA
 COMPOSITION SHELL: PA 82%, SPANDEX 18%

| REF. | COLOR | WEIGHT |
|-----------|-------|-------------|
| L30975100 | black | 660 g / 1lb |

SPORTS BAG S

CHARACTERISTICS Adjustable shoulder strap • 1 main
 compartment • 1 internal zipped pocket • Ventilated footwear
 compartment • Ventilated gear compartment • Wide front
 opening with double sliders
 WEIGHT 530 g / 1.2LB 19OZ
 VOLUME 40 l / 244l ci
 DIMENSIONS 550 x 280 x 280 CM
 FABRICS 210D Double Ripstop PA PU
 600D PES PU • PVC free

| REF. | COLOR |
|-----------|-------------------------------|
| L32551000 | black corona yellow white |



TRAIL RUNNING



S-LAB SENSE **NEW**



WEIGHT* 195 g (SIZE UK 8.5)
UPPER 2nd skin seamless construction • Breathable open mesh • Seamless sensifit • Protective TPU toe cap • Sensifit™ • Lace pocket • Quicklace™ • Tongue cover • EndoFit • Racing last

SOLE CONSTRUCTION **outsole:** Non marking Contagrip® OS Tendon
 Light Weight Racing
 Dynamic Traction

chassis: Profeel
midsole height: 9MM / 13MM

| REF. | COLOR | SIZES (cm) |
|-----------|----------------------------|------------|
| L32707200 | racing red white white | 4.5 - 12.5 |

S LAB GAITERS



SHELL LYCRA®
FEATURES Sole strap
 External side closure system with velcro

| REF. | COLOR |
|-----------|-------|
| L11152600 | black |

XT S-LAB 5 **NEW**



WEIGHT* 325 g (SIZE UK 8.5)
UPPER Seamless Technology • Welded sensifit • Quick drying breathable mesh • Protective TPU toe cap • Sensifit™ • Lace pocket • Quicklace™ • Tongue cover

SOLE CONSTRUCTION **outsole:** Non marking Running Contagrip® • Contagrip HT
chassis: AC Muscle 2 • Agile Chassis System
sockliner: Molded EVA • OrthoLite®
midsole: Pronation Control
midsole height: 9,5MM / 20MM



| REF. | COLOR | SIZES (UK) |
|-----------|----------------------------|------------|
| L32707000 | racing red black black | 3.5 - 12.5 |

XT S-LAB 5 SOFTGROUND **NEW**



WEIGHT* 330 g (SIZE UK 8.5)
UPPER Seamless Technology • Welded sensifit • Anti-debris mesh • Water repellent textile • Lace pocket • Sensifit™ • Tongue cover • Protective TPU toe cap • Quicklace™ •

SOLE CONSTRUCTION **outsole:** Non marking Running Contagrip® • Mud&Snow non-marking Contagrip® • Contagrip HT
chassis: AC Muscle 2 • Agile Chassis System
sockliner: Molded EVA • OrthoLite®
midsole: Pronation Control
midsole height: 9,5MM / 20MM



| REF. | COLOR | SIZES (UK) |
|-----------|----------------------------|------------|
| L32707100 | black racing red white | 3.5 - 12.5 |

S-LABFELLCROSS



WEIGHT* 262 g (SIZE UK 8.5)
UPPER Mid feather construction • Protective TPU toe cap • Sensifit™ • Lace pocket • Quicklace™ • Tongue cover • Fell running last • Low profile

SOLE CONSTRUCTION **outsole:** Mud&Snow non-marking Contagrip® • Light Weight Racing
chassis: Light Weight Muscle
sockliner: OrthoLite®
midsole: Compressed EVA
midsole height: 5MM / 9MM



| REF. | COLOR | SIZES (UK) |
|-----------|---------------------------------|------------|
| L12866500 | bright red bright red black | 3.5 - 11.5 |

QUICK LACE KIT



| REF. | COLOR | WEIGHT |
|-----------|-------|---------------------|
| L32667200 | black | 100 g (SIZE UK 8.5) |

RX SNOW MOC



WEIGHT* 292 g (SIZE UK 8.5)
UPPER SOFTSHELL • Water Resistant textile • Protective synthetic toe cap • Optimized fit for Women

SOLE CONSTRUCTION **outsole:** Non marking Contagrip®
sockliner: Molded EVA • Leather footbed
midsole: Molded EVA
midsole height: 8MM / 17 MM



| REF. | COLOR | SIZES (UK) |
|----------|-----------------------|------------|
| L1186500 | black black white | 6.5 - 12.5 |

RX S-LAB



WEIGHT* 243 g (SIZE UK 8.5)
UPPER Breathable open mesh
 Textile
 Cold wash
 Protective synthetic toe cap

LINING **lining material:** Textile

SOLE CONSTRUCTION **outsole:** Non marking Contagrip® • OS Tendon
sockliner: Leather footbed
midsole: Molded EVA • OS Muscle



| REF. | COLOR | SIZES (UK) |
|------------|------------------------------------|------------|
| L112895800 | bright red canary yellow black | 6.5 - 12.5 |

TRAIL RUNNING



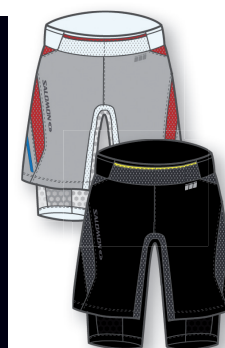
EXO S-LAB SS ZIP TECH TEE M



| | |
|--------------|--|
| TECHNOLOGIES | EXO SENSIFIT STABILITY SMART SKIN™ |
| FABRICS | actiLITE™ 3D Stretch actiLITE™ II Stretch Mesh actiLITE™ LB jersey |
| FEATURES | Reflective Branding Front & Back Flatlock seams |
| COMPOSITION | OVERLAY: PU 100% BACK INSERT: PA 79%, EL 21% BODY: PES 92%, EL 8% |
| FIT | Skin Fit |
| PATENT | US 7,886,367 |

| REF. | COLOR | WEIGHT | SIZES |
|-----------|--------------------------------|-----------------|---------------------|
| L12908300 | matador-x matador-x silver | 140 g 4,94 oz | XS S M L XL |
| L30858400 | white matador-x silver | 140 g 4,94 oz | XS S M L XL |

EXO S-LAB TWINSKIN SHORT M



| | |
|--------------|--|
| TECHNOLOGIES | EXO SENSIFIT STABILITY SMART SKIN™ |
| FABRICS | TWINSKIN actiLITE™ E jersey actiLITE™ stretch woven actiLITE™ Stretch Mesh |
| FEATURES | 3 Gel Pockets Lightweight Waist Construction inner brief |
| COMPOSITION | OVERLAY: PU 100% SHELL: PES 88%, EL 12% INNER BRIEF: PA 82%, EL 18% WAISTBAND: PA 80%, EL 20% |
| FIT | Skin Fit |
| INSEAM | 26cm/10" |
| PATENT | US 7,886,367 • US 7,849,522 |

| REF. | COLOR | WEIGHT | SIZES |
|-----------|-------------------------------|----------------|---------------------|
| L30857800 | aluminium matador-x white | 190 g 6,7 oz | XS S M L XL |
| L30857900 | black black corona yellow | 190 g 6,7 oz | XS S M L XL |

EXO S-LAB TANK M



| | |
|--------------|--|
| TECHNOLOGIES | EXO SENSIFIT STABILITY SMART SKIN™ |
| FABRICS | actiLITE™ 3D Stretch actiLITE™ II Stretch Mesh actiLITE™ LB jersey |
| FEATURES | Reflective Branding Front & Back Flatlock seams |
| COMPOSITION | OVERLAY: PU 100% BACK INSERT: PA 79%, EL 21% BODY: PES 92%, EL 8% |
| FIT | Skin Fit |
| PATENT | US 7,886,367 |

| REF. | COLOR | WEIGHT | SIZES |
|-----------|--------------------------------|----------------|---------------------|
| L30858100 | matador-x matador-x silver | 90 g 3,17 oz | XS S M L XL |
| L30858000 | white matador-x silver | 90 g 3,17 oz | XS S M L XL |

EXO III TIGHT M NEW



| | |
|--------------|--|
| TECHNOLOGIES | EXO SENSIFIT AGILITY SMART SKIN™ |
| FABRICS | actiLITE™ Warp Knit LYCRA®SPORT |
| FEATURES | actiLITE™ LB jersey Waist adjustment 3 Gel Pockets Lightweight Waist Construction |
| COMPOSITION | OVERLAY: PU 100% INSERT: PES 92%, EL 8% BOTTOM: PA 78%, EL 22% |
| FIT | Skin Fit |
| PATENT | US 7,886,367 |

| REF. | COLOR | WEIGHT | SIZES |
|-----------|-------|-----------------|---------------------|
| L30923500 | black | 210 g 7,41 oz | XS S M L XL |

EXO S-LAB II SHORT M



| | |
|--------------|--|
| TECHNOLOGIES | EXO SENSIFIT STABILITY SMART SKIN™ |
| FABRICS | actiLITE™ E jersey actiLITE™ Stretch Mesh |
| FEATURES | 3 Gel Pockets Lightweight Waist Construction inner brief |
| COMPOSITION | OVERLAY: PU 100% WAISTBAND: PA 80%, EL 20% INNER BRIEF: PA 82%, EL 18% |
| FIT | Skin Fit |
| INSEAM | 26cm/10.2" |
| PATENT | US 7,886,367 |

| REF. | COLOR | WEIGHT | SIZES |
|-----------|-------------------------------|-----------------|---------------------|
| L30923400 | black black corona yellow | 140 g 4.94 oz | XS S M L XL |
| L12907900 | white silver matador-x | 140 g 4.94 oz | XS S M L XL |

EXO IV CALF SHORT & LONG NEW




| | |
|--------------|---|
| TECHNOLOGIES | EXO SENSIFIT STABILITY |
| FABRICS | ClimaUV™ 50+ actiLITE™ E jersey LYCRA®SPORT |
| FEATURES | Reflective branding |
| COMPOSITION | BODY: PA 82%, EL 18% |
| FIT | Skin Fit |
| PATENT | US 7,886,367 |

| REF. | COLOR | WEIGHT | SIZES |
|-----------|------------------------|----------------|---------------------|
| L30976800 | Short black black | 60 g 2,12 oz | XS S M L XL |
| L12909800 | Short white silver | | |
| L30976900 | Long black black | 60 g 2,12 oz | XS S M L XL |
| L12909600 | Long white black | | |

ADVANCED SKIN S-LAB 12 SET

| | |
|-----------------|---|
| CHARACTERISTICS | Sensifit • Twin link • Sensi compression • 1 main compartment • Splitable volume • 1 front compartment • 2 chest pockets • 1 mobile pocket • 1 removable chest pocket • 2 lateral side storages • Wide lateral opening with double sliders • Custom system • 4D Pole holder • Soft 1.5l bladder • PVC, Phthalate, Bisphenol-A free • Plug-n-Play system • Bite valve with on/off system • Under arm routing • Insulated tube • 4D bladder insulated sleeve • Safety blanket included • Reflective • Whistle |
| WEIGHT | 570 g / 1 lb and 4.1 oz |
| VOLUME | 12 l / 732 ci |
| DIMENSIONS | 43 x 22 x 18 |
| FABRICS | Elastic Power mesh Fast wicking fabrics PVC free |



| REF. | COLOR | SIZE |
|-----------|---------------|------------|
| L30806500 | black white | XS/S M/L |

ADVANCED SKIN S-LAB 5 SET

| | |
|-----------------|---|
| CHARACTERISTICS | Sensifit • Twin link • Sensi compression • 1 main compartment • 2 chest pockets • 1 mobile pocket • 1 removable chest pocket • 2 belt zipped pockets • 1 safety pocket • Custom system • 4D Pole holder • Soft 1.5l bladder • PVC, Phthalate, Bisphenol-A free • Plug-n-Play system • Bite valve with on/off system • Insulated tube • 4D bladder insulated sleeve • Soft trims • Apparel sizing • Safety blanket included • Reflective • Whistle |
| WEIGHT | 390 g / 0 lb and 13.75 oz |
| VOLUME | 5 l / 305 ci |
| DIMENSIONS | 37 x 20 x 6 |
| FABRICS | Elastic Power mesh Fast wicking fabrics PVC free |



| REF. | COLOR | SIZE |
|-----------|---------------|------------|
| L11990000 | black white | XS/S M/L |

XT WINGS II S-LAB

| | |
|-------------|--|
| SHELL | SOFTSHELL |
| PALM | Stretch synthetic leather Soft pad palm reinforcement |
| FEATURES | Stowable finger cover |
| COMPOSITION | PALM: PES 70%, PU 30% UPPER BODY: |



| REF. | COLOR | SIZE |
|-----------|-------|---------------------|
| L11848000 | black | XS S M L XL |

HEAD OFFICE

SALOMON S.A.S
Tel : +33 450 65 41 41
Fax : +33 450 65 42 56

© SALOMON SA - France-Head Office - Metz Teasy - F74996 Anmeicy Cedex 9 - RCS Anmeicy B 325 820 751 - Tel. (33) 4 50 65 41 41 - Fax. (33) 4 50 65 42 60 - www.Salomon.com / This document is not contractual. Salomon reserves the right not to sell all the products in certain countries or to make any modifications it considers useful or necessary. All rights reserved. Any reproductions, partial or in full are prohibited. January 2002. Designed by Stopia. Photo credits: Concept Illustrations & Technical Diagrams: Stopia. Overflow collective / Products photos: Semaphore / Ambiance photo: Marc Muller, Lars Schmeider, Pierre Thomas, Monica Admasso, Jean-Marc Favre, Peltiphoto.