

HELLO MUDDAH
HELLO FADDAH
I SURE MISS YOU
FROM KAMP K2.....

ANDY
was all
here

RAINIER

FORMERS '71



CHNER

K2

THE SEASON

IS NEAR!

N
Y
Y

WANTS YOU!

SEATTLE

KAMP

SQUATCH
Lexi



Welcome to Kamp

A SLIGHTLY LESS THAN
AVERAGE, HIGHLY DYSFUNCTIONAL, SUMMER CAMP FOR KIDS WHOSE PARENTS JUST DON'T CARE.

Kamp K2 is an overnight summer kamp for boys and girls ages 0-100, all are welcome! You'll find Kamp K2 hidden away in view of downtown Seattle, just south of the stadiums, in the beautiful Pacific Northwest on picturesque Lake Duwamish. Over 50 years young, Kamp K2 was established originally as a hippie commune, then a monk sanctuary, to a brewery, to an outdoor psychiatric facility, then back to a hippie commune before our founding fathers Bill and Don Kirschner took the Kamp over in 1962. Located conveniently just a stones throw from the rugged Cascade Mountains meant the brothers could run the kamp in the summertime and then enjoy the slopes in the winter – all with the same K2 gear! Their love for winter spawned opening a summer kamp for people who just can't get enough of winter ski gear and want to use it year round. Slightly Stupid? You Betcha! Welcome to Kamp K2, where you'll master your skills at ski pole archery, liquid pow skiing, and paddling with shovels – in hoe mode. A place for friendly competition, where the losers are mocked, ghost stories are told, blazing campfires roar and much much more. Sound too challenging? Even dangerous? You bet! However, safety is our primary concern, and Kamp K2 is proud to be ranked in the nation's top 1,000 safest summer camps by a guy on the Internet. So come on out and enjoy everything Kamp K2 has to offer this summer, and start a lifetime of memories today – or whenever kamp starts.

Thirsten Firabeer

Thirsten Firabeer, Head Counselor



KAMP K2 MAP





Join The Family

AT KAMP K2, WE PRIDE OURSELVES IN BRINGING TOGETHER KAMPERS FROM ALL SIDES OF THE MOUNTAIN AND MOLDING THEM INTO ONE HAPPY FAMILY. BY THE END OF SUMMER AND UNDER OF THE GUIDANCE OF OUR ONE COUNSELOR, YOUR CHILD WILL NO LONGER BE A WALLFLOWER, BUT A FUNCTIONING MEMBER OF TODAY'S SNO-SOCIETY.

Kabin of the Year

PICTURED ON THE LEFT

Kounselor Beary Moosey, Reggie Crist, Seth Morrison, Andy Mahre, Claudeen Lyle, Janice Bachmeier, Brita Sigourney, Sean Pettit, Clayton

Vila, Tyler Ceccanti, Zach Crist, Sean Jordan, Lexi Dupont



Kamp Activities

ONLY AT KAMP K2 WILL YOU FIND ACTIVITIES THAT KEEP THOSE WINTER WOES AT BAY. AT KAMP K2 ALL THE LATEST AND GREATEST WINTER GEAR IS PUT TO TEST IN THE SUMMER: ON A LAKE, AT CAMP, IN THE PACIFIC NORTHWEST. INSTEAD OF TRAVELING CRAZY DISTANCES FOR AN ENDLESS WINTER, COME TO KAMP K2 WHERE IT IS LIKE A “SPRING BREAK” ALL SUMMER LONG. FROM WATER SKIING TO SKI POLE ARCHERY, WE MAKE SURE YOUR KAMPER IS DROOLING FOR WINTER BEFORE THEY REALIZE IT IS ONLY SUMMER.



Men's Skis	14
Women's Skis	34
Youth Skis	54
Ski Boots	60
Helmets and Goggles	76
Ski Poles	100
Backcountry Tools	110
Bags	118
Accessories	120



Packing List

WE KNOW PACKING FOR KAMP CAN BE STRESSFUL. WHAT TO BRING? WHAT NOT TO BRING? HOW MANY? DO I NEED MY BOOTS? CAN MOM PACK HER FAMOUS BROWNIES, OR WILL THEY BE CONFISCATED? HERE ARE THE PACKING ESSENTIALS FOR KAMP THIS YEAR! DON'T LEAVE HOME WITHOUT 'EM AND KEEP THEM IN SIGHT...RUMOR HAS IT, SASQUATCH LIVES UP IN THESE WOODS AND HAS VERY STICKY FINGERS.



Men's List

SpYne 130, Bolt, Annex 118, Shreditor 92, Powabunga 136, WayBack 96 and CoomBack 104

Women's List

Minaret 100, Women's LockJaw Carbon/Aluminum, Potion 74XTi, Potion 90XTi

Unisex List

Route, PhotoAntic, Float 30 Pack, Power10 Airfoil



IN 2008, K2 SKIS INTRODUCED BASELINE TECHNOLOGY EFFECTIVELY BLENDING THE BENEFITS OF ROCKER WITH CAMBER TO ENHANCE SKI PERFORMANCE IN A VARIETY OF SNOW CONDITIONS.

- ALL-TERRAIN ROCKER:** Designed for all ability levels with versatility and ease in all snow conditions.
- SPEED ROCKER:** Delivering high performance precision, power, agility and edge hold on firm snow.
- CATCH-FREE ROCKER:** Ensuring effortless turn initiation at slow speeds and the stability needed for developing skiers to gain confidence and control.
- JIB ROCKER:** Trusted for predictable yet playful performance with enhanced pop and unmatched ollie and butter power.
- POWDER ROCKER:** Maximizing flotation and performance in deep powder.

INTRODUCING THE NEXT GENERATION OF SKI DESIGN



INTEGRATION OF TOP SHAPE AND SIDE PROFILE

A new, comprehensive build process where a ski's top shape is redesigned to complement the side profile along the entire ski. With Baseline 2.0, K2 is able to engineer skis for varied skier types and even different styles of skiing, while also finely tuning them for a specific snow condition.

TOP SHAPE

FOREBODY
TURN INITIATION

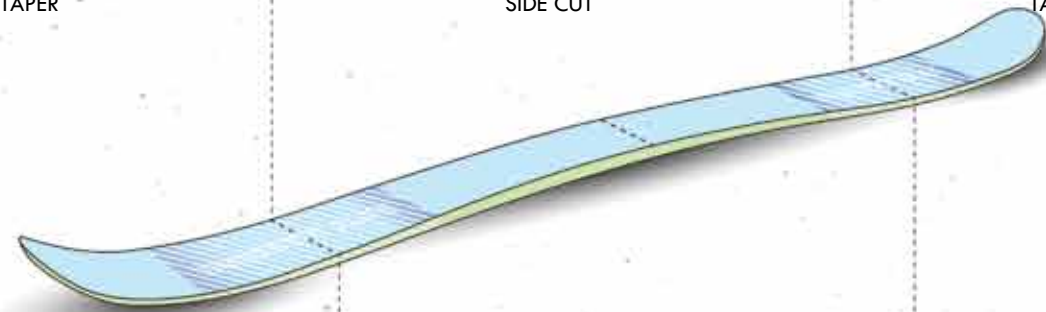
VARIATIONS
TIP SHAPE
TAPER

MID-BODY
HOLD & STABILITY

VARIATIONS
WAIST WIDTH
SIDE CUT

TAIL
TURN RELEASE

VARIATIONS
TAIL SHAPE
TAPER



SIDE PROFILE

FOREBODY
TURN INITIATION

VARIATIONS
TIP RISE
AMOUNT OF ROCKER

MID-BODY
HOLD & STABILITY

VARIATIONS
DEGREE OF CAMBER

TAIL
TURN RELEASE

VARIATIONS
TAIL RISE
AMOUNT OF ROCKER

	FOREBODY	MID-BODY	TAIL
PRECISION PISTE Finely tuned for top-level performance on groomed terrain.	EFFORTLESS PRECISION, EXTRA AGILITY BLUNT ROUND TIP SHORT RISE TIP SPEED ROCKER	REBOUND, POWER, HOLD & LIVELINESS NARROW 70-75mm WAIST WIDTH DEEP SIDECUT HIGH AMOUNT OF CAMBER	HOLDS ALL THE WAY THROUGH THE TURN BLUNT SQUARE TAIL FLAT TAIL CAMBER THROUGH THE TAIL
ALL MOUNTAIN Optimal resort performance in different conditions and terrain.	PREDICTABILITY, VERSATILITY SHORT, ROUND TIP STANDARD RISE TIP ALL-TERRAIN & CATCH-FREE ROCKER	STABLE, ENERGETIC, BIGGER SWEET SPOT MODERATE 72-90mm WAIST WIDTH MODERATE SIDECUT MODERATE CAMBER	PREDICTABLE RELEASE BLUNT ROUND TAIL FLAT TAIL ALL-TERRAIN ROCKER
FREERIDE: STABILITY Solid and secure performance, designed for versatility in all types of conditions and terrain.	PREDICTABLE PLANING, SOFT SNOW FLOAT POWDER-FOCUSED TAPERED TIP LONG RISE TIP ALL-TERRAIN & POWDER ROCKER	VERSATILITY, STABILITY, AND CONFIDENCE MEDIUM TO WIDE 90-118mm WAIST WIDTH MEDIUM TO SHALLOW SIDECUT LOW CAMBER	CONFIDENT, SECURE, AND PREDICTABLE BLUNT WITH TAPER LOW RISE TAIL ALL-TERRAIN ROCKER
FREERIDE: MANEUVERABILITY Playful and surfy performance, designed for versatility in all types of conditions and terrain.	SUPREME FLOAT, VERSATILITY BLUNT TAPERED TIP STANDARD RISE TIP ALL-TERRAIN & POWDER ROCKER	SURFY, MANEUVERABLE, QUICK MEDIUM TO WIDE 92-113mm WAIST WIDTH MODERATE SIDECUT MEDIUM TO LOW CAMBER	EASE OF RELEASE, SWITCH, PLAYFUL BLUNT WITH TAPER TWIN TIP ALL-TERRAIN & POWDER ROCKER
FREESTYLE Functional twin tips for the entire mountain.	VERSATILITY, POP ROUND TIP STANDARD RISE TIP ALL-TERRAIN & JIB ROCKER	ACCURATE, PLAYFUL MODERATE 85-90mm WAIST WIDTH MODERATE SIDECUT FLAT UNDERFOOT FOR POP CAMBER FOR REBOUND	BALANCED FEEL, EASE OF RELEASE TWIN TIP STANDARD RISE EXTENDED TAIL SHAPE ALL-TERRAIN & JIB ROCKER
BACKSIDE TOURING Specifically designed for touring and backcountry exploration.	FLOAT, PREDICTABILITY POWDER-INFLUENCED TIP TAPER LOW RISE TIP ALL-TERRAIN ROCKER	CONSISTENT, CONFIDENT, LIGHTWEIGHT MEDIUM TO WIDE 88-114mm WAIST WIDTH MEDIUM TO SHALLOW SIDECUT MEDIUM TO LOW CAMBER	TRADITIONAL RELEASE, ANCHORING SQUARED TAPERED TAIL WITH SKIN NOTCHES FLAT TAIL PROFILE SLIGHT RISE

FROM TREES TO SHINING SKIS A VISUAL TOUR OF THE LOVE AND TECHNOLOGY THAT GOES INTO EVERY K2 SKI.



STEP 1 – THE CORE –

K2 uses a variety of wood cores for energy, rebound, and a liveliness only found in wood core skis. Our cores consist of a blend of different species of wood based on the desired flex and target performance of the ski. To reduce weight, our entry-level and specific kid's models use a lightweight composite core.



STEP 2 – TRIAXIAL BRAIDED CORE –

It's what we do with that core that makes K2 Skis unique. Developed in 1988 by K2 engineers, the patented Triaxial Braiding machine interlocks strands of fiberglass around a milled core. This results in a pronounced torsional strength, while retaining the lively flex patterns inherent in a wood core ski.



STEP 3 – METAL LAYERS –

Certain skis go a step further in their construction for added dampness and stability – Built from the base up, a metal laminate construction, denoted as Ti within our naming convention, consists of alternating layers of fiberglass and Titanal. Metal Laminate construction provides damp, accurate, unshakable performance, ideal for expert and advanced level skiers.



STEP 4 – SIDEWALL CONSTRUCTION –

We protect the core from damage by taking special precautions around the perimeter of every ski. The majority of our skis include a Hybritech or TwinTech Sidewall construction, a unique blend of sidewall and cap constructions. The combination yields accuracy, power, and performance underfoot, while the cap construction provides lightweight characteristics and smooth turn initiation.



STEP 5 (ALL-MOUNTAIN) –

Our All-Mountain skis include a secondary dampening core added to the top of the primary core, called Mod Technology. This secondary structure acts as a suspension device, isolating the skier from impacts and vibrations. K2 designed the next level of Mod Technology with RoX, a raised X-shaped Mod structure that supports a reinforcing Carbon Web. This X-shaped carbon support is furthest from the core, increasing torsional rigidity for greater edge-hold and grip. It works independently from the primary core so the overall longitudinal flex is unchanged. Add rocker for effortless initiation with greater accuracy and edge hold.



STEP 6 – SKI AND BINDING SYSTEMS –

Our All-Mountain collection of Men's and Women's skis come equipped with integrated binding systems that enhance the interaction between the ski and binding to optimize the flex and power transfer.



STEP 7 – HARDWARE –


Our All-Mountain skis come equipped with tip protectors designed to minimize the scuffs and impacts in the most vulnerable portion of the ski. Our Freeride and BackSide skis are outfitted with Tip and Tail Skin Grommets designed for accommodating the Z clip skin attachment and can be used with our shovels to build a rescue sled. The Freeride grommets have a rubber coating with a slit, while the Backside grommets are a fully removable plug.

MARKER POWERED BY MARKER –

K2/Marker MXC System: Our lowest, lightest and widest high end binding system with a 54% wider attachment than our previous MX System. Zinc feet extend toward the ski edge for the most accurate power transfer, improved edge hold, and control on wider waisted skis.

TWINCAM X HEEL (TXC) -

The AMP Rictor 82XTi and 90 XTi experience the next level of performance found in Marker's new heelpiece. Featuring more power, increased boot lug contact and higher elasticity in the release with an optimized release curve, the new TCX heel also improves power transmission with a wider 43mm connection to the ski at the heel interface.



MX-CELL BINDING -

The all-new Marker XCell bindings feature toe and heel technologies that focus on increased power transmission. The revolutionary XCell Piston technology in the toe piece keeps the boot centered during quick jolts and provides more precision and control in the centered position. This binding is featured on the Bolt and Charger.



Water Skiing

ACTIVITIES TO KEEP YOUR SKIING SHARP, EVEN WHEN YOUR EDGES ARE DULL

Water is just melted snow, right? So, why not practice your slashes, carves and turns on the glassy surface of Lake Duwamish! Our dock house has a full fleet of skis for every skier type and condition. Our counselor will help pick out the right ski, adjust your bindings, hand you a rope and tell you to "hang on!" You'll swiftly be yanked off the dock as quick as a fixed-grip chairlift! After a handful of tries and countless face plants, you'll get the hang and carve the liquid pow like a champ.

MODEL LINE MATRIX - MEN'S COLLECTION

Our All-Mountain philosophy focuses on building versatile skis designed to encounter a variety of conditions and terrain. The All-Mountain and Freeride collections are the heart of this philosophy, offering skiers more options that match their individual style and where they ski on the mountain.



ALL-MOUNTAIN RESORT
OPTIMAL RESORT PERFORMANCE IN ALL CONDITIONS

FREERIDE
SOLID AND SECURE PERFORMANCE, DESIGNED FOR VERSATILITY IN ALL TYPES OF CONDITIONS AND TERRAIN

FREERIDE
PLAYFUL AND SURFY PERFORMANCE, DESIGNED FOR VERSATILITY IN ALL TYPES OF CONDITIONS AND TERRAIN



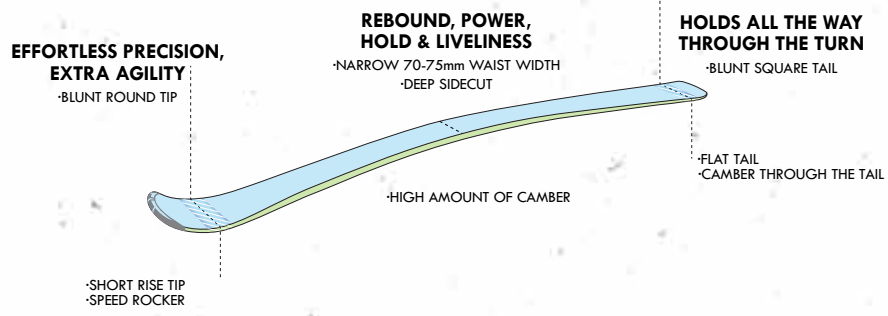
FREESTYLE
FUNCTIONAL TWIN TIP SKIS FOR ALL-TERRAIN DOMINANCE



PRECISION PISTE
FINELY TUNED FOR TOP LEVEL PERFORMANCE ON GROOMED TERRAIN

BACKSIDE TOURING
SPECIFICALLY DESIGNED FOR TOURING AND BACKCOUNTRY EXPLORATION

BASELINE 2.0



PRECISION PISTE BASELINE 2.0

K2'S PRECISION PISTE SKIS ARE FINELY TUNED FOR TOP-LEVEL PERFORMANCE ON GROOMED TERRAIN.

-FOREBODY – A blunt round tip with a short abrupt rise helps maximize the ski's running surface and extends the sidecut all the way into tip, helping drive the ski into the turn. The extra agility and effortless precision comes into play when combined with Speed Rocker.

-MID-BODY – Skis in this category have the narrowest waist widths and deepest sidecuts for quick transitions from edge to edge and unshakable hold for hard snow carving. These skis have the highest amount of camber for optimal rebound, power and liveliness.

-TAIL – The blunt, square tails extend the sidecut into the tail for hold through the entire turn. The tail profile extends the camber through the tail for added rebound and power while finishing the turn.



AMP BOLT

125/72/99
SPEED ROCKER

K2's flagship precision piste performance ski is the ultimate carving tool for making medium to long-radius turns at high speeds on firmer snow pack. The combination of a rock solid construction, shape and profile ensures unshakeable hold and expert accuracy without any hesitancy.

Sizes:	172, 179, 186
Radius:	18m @ 179
Core:	Fir
Construction:	Speed RoX, Metal Laminate, Hybritech Sidewall
Bindings:	K2/Marker MXCell 14 TCx



AMP CHARGER

122/74/106
SPEED ROCKER

From quick, tight movements on a crowded slope, to showing off your flawless turns under the chairlift, expert skiers will discover confidence in this nimble and highly responsive chassis as they put their skills to test.

Sizes:	165, 172, 179, 186
Radius:	17m @ 179
Core:	Aspen/Paulownia
Construction:	Speed RoX, Metal Laminate, Hybritech Sidewall
Bindings:	MXCell 12 TCx



AMP VELOCITY

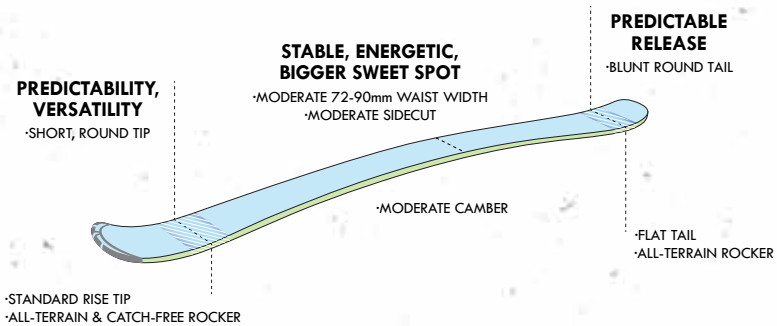
121/72/111
SPEED ROCKER

The booster you need to take groomed runs from an intermediate pace to advanced speeds. Designed with Speed RoX Technology and a Triaxial braided wood core construction for the perfect balance of control and energy to charge all day long.

Sizes:	165, 172, 179
Radius:	15m @ 179
Core:	Fir/Aspen
Construction:	Speed RoX, Hybritech Sidewall
Bindings:	K2/Marker M3 11 TC



BASELINE 2.0



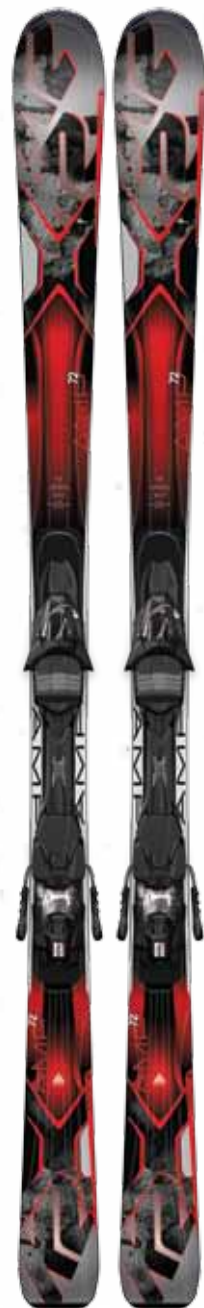
ALL-MOUNTAIN BASELINE 2.0

K2'S ALL-MOUNTAIN SKIS ARE DESIGNED FOR OPTIMAL RESORT PERFORMANCE IN DIFFERENT CONDITIONS AND TERRAIN FOUND WITHIN THE RESORT BOUNDARIES.

-FOREBODY – Skis in this category feature a short, round tip for predictable turn initiation. The tip rise is traditional, but when combined with All-Terrain Rocker it becomes even more versatile in all snow conditions encountered at the resort.

-MID-BODY – Waist widths range from 72mm to 90mm and feature moderate sidecuts that deliver stability and bigger sweet spots in all turn shapes. The amount of camber is medium to high, resulting in a lively and energetic ski.

-TAIL – Blunt round tails create a predictable turn release. These skis have flat tails with camber extending into the tail for rebound in all skis except the Catch-Free Rocker models.



AMP 72

← 119/72/103 →
CATCH-FREE ROCKER

K2's most compliant, lightweight and easy-to-control ski in the collection. Designed with the needs of novice skiers in mind, this entry-level ski is the key to successfully transitioning from the low pitch slopes to the top of the mountain.

Sizes:	146, 153, 160, 167, 174
Radius:	14m @ 167
Core:	Composite
Construction:	MOD Technology, Cap Construction
Bindings:	K2/Marker M2 10 or Flat



AMP 76

← 120/76/105 →
ALL-TERRAIN ROCKER

The AMP 76 is ready to handle your next challenge with the ease, control and responsiveness you need. As the initial ski in the AMP collection to introduce All-Terrain Rocker and Hybritech Sidewalls, the AMP 76 is the perfect tool to progress your skiing to the next level.

Sizes:	149, 156, 163, 170, 177
Radius:	15m @ 170
Core:	Composite
Construction:	Triaxial Braid, Hybritech Sidewall
Bindings:	K2/Marker M3 10 or Flat



AMP 76Ti

← 120/76/105 →
ALL-TERRAIN ROCKER

Built with a Metal Laminate ski construction, the AMP 76 Ti matches your emerging skills with confidence and control. Designed on a resort-friendly 76mm chassis, this ski is ready for you to take it across the entire mountain.

Sizes:	149, 156, 163, 170, 177
Radius:	15m @ 170
Core:	Composite
Construction:	Metal Laminate, Hybritech Sidewall
Bindings:	K2/Marker M3 10 or Flat





AMP 80x

125/80/109

ALL-TERRAIN ROCKER

The most versatile ski in the entire AMP collection, the AMP 80X couples liveliness and performance with the addition of All-Terrain RoX Technology. It completely validates the fact that skis with a 80mm waist width can be just as nimble as other narrower skis.

Sizes:	156, 163, 170, 177
Radius:	17m @ 177
Core:	Fir/Aspen
Construction:	A.T. RoX Technology, Triaxial Braid, Hybritech Sidewall
Bindings:	K2/Marker M3 12 TC or Flat



AMP 80xTI

125/80/109

ALL-TERRAIN ROCKER

This supercharged version of the versatile 80X is built with a titanal laminate construction for power, strength and unwavering stability at any speed.

Sizes:	156, 163, 170, 177, 184
Radius:	17m @ 177
Core:	Fir/Aspen
Construction:	A.T. RoX Technology, Metal Laminate, Hybritech Sidewall
Bindings:	K2/Marker MXC 12 TC or Flat



AMP RICTOR 82xTI

127/82/112

ALL-TERRAIN ROCKER

The revered Rictor chassis features All-Terrain RoX Technology and is second to none when it comes to performance, edge hold and control for expert All-Mountain skiers.

Sizes:	163, 170, 177, 184
Radius:	17m @ 177
Core:	Aspen/Paulownia
Construction:	A.T. RoX Technology, Metal Laminate, Hybritech Sidewall
Bindings:	K2/Marker MXC 12 TCx or Flat



AMP RICTOR 90xTI

132/90/115

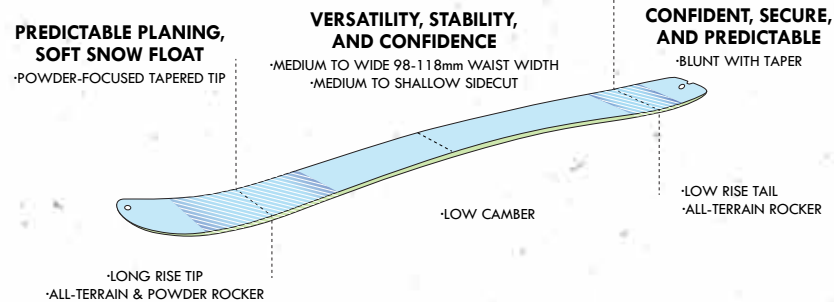
ALL-TERRAIN ROCKER

Inheriting a split personality from two different categories, the popular Rictor takes on a wide 90mm waist to bridge All-Mountain performance with hard-charging Freeride skis.

Sizes:	163, 170, 177, 184
Radius:	18m @ 177
Core:	Aspen/Paulownia/Maple
Construction:	A.T. RoX Technology, Metal Laminate, Hybritech Sidewall
Bindings:	K2/Marker MXC 14 TCx or Flat



BASELINE 2.0




FREERIDE STABILITY

SOLID AND SECURE PERFORMANCE, DESIGNED FOR VERSATILITY IN ALL TYPES OF CONDITIONS AND TERRAIN

-FOREBODY – For float and predictability in softer snow conditions, these skis are built with a powder focused tip and taper that increases with waist width. The profiles allow for predictable planing through soft and unpredictable snow with a low, long rise and All-Terrain or Powder Rocker.

-MID-BODY – These skis range in waist widths from 98 mm to 118 mm for versatility and stability. The sidecuts are moderate to shallow for medium to longer turn shapes. These skis draw the Rocker all the way into the mid-body, resulting in less camber for predictable performance.

-TAIL – The tails of these skis are blunt with added taper for traditional and predictable hold through the turn. The tail profile is flat with a small amount of Rocker for confidence and security in softer snow.



ANNEX 98

131/98/119

ALL-TERRAIN ROCKER

Positioned at the frontline of the Freeride fleet, the Annex 98 is inspired by hard-charging, fall-line focused skiers seeking the best lines: in-bounds, on the border, in the trees, or just outside the gates and beyond.

Sizes:	170, 177, 184, 191
Radius:	22m @ 184
Core:	Aspen/Paulownia/Maple
Construction:	Metal Laminate, Hybritech Sidewall



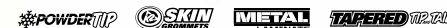
ANNEX 108

139/108/127

ALL-TERRAIN ROCKER

No matter where your Annex 108s take you, from tight chutes to undiscovered powder fields, they'll give you supreme confidence and stable control. They are ready to take on any elements, under all conditions.

Sizes:	170, 177, 184, 191
Radius:	22m @ 184
Core:	Aspen/Paulownia/Maple
Construction:	Metal Laminate, Hybritech Sidewall



ANNEX 118

SETH MORRISON PRO MODEL

145/118/135

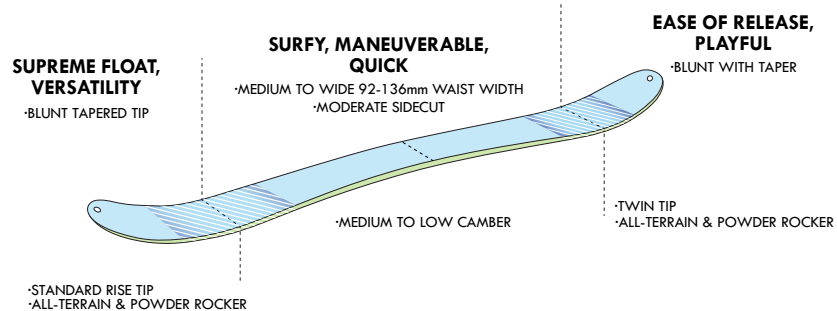
POWDER ROCKER

Seth's pro model skis continue to push the envelope of innovation in hard charging, freeride skiing. Completely redesigned for the 2014/15 collection, the Annex 118 features more taper and Rocker in the tip and tail, granting effortless turns and supreme versatility in any condition.

Sizes:	177, 184, 191
Radius:	23m @ 184
Core:	Fir/Aspen/Maple
Construction:	Triaxial Braid, TwinTech Sidewall



BASELINE 20



FREERIDE MANEUVERABILITY

PLAYFUL AND SURFY PERFORMANCE, DESIGNED FOR VERSATILITY IN ALL TYPES OF CONDITIONS AND TERRAIN

-FOREBODY – The tips of these skis are blunt and include progressively more taper as each ski in the line gets wider, providing better predictability in all snow conditions. The tip profile includes a standard rise combined with All-Terrain and Powder Rocker for supreme float and a surfy, looser feel.

-MID-BODY – The 92 to 136mm waist widths and moderate amount of sidecut found in this collection deliver a playful, versatile ski that is quick and maneuverable. The camber is medium to low for a lively, surfy feel with added pop.

-TAIL – The tail shape of these skis is blunt and tapered for a maximized release and looser feel. This tail profile is twin tip for riding switch and features either All-Terrain or Powder Rocker for easy release and maneuverable playfulness.



SHREDITOR 92

124/92/118

ALL-TERRAIN ROCKER

This brand new Shreditor 92 bridges the gap between Freestyle and Freeride, giving you a strong yet playful ski that combines camber underfoot for hard conditions with tip and tail Rocker to grant you All-Terrain dominance. From pow to park and everything in between, the Shreditor 92 does it all.

Sizes: 163, 170, 177, 184
Radius: 21m @ 184
Core: Aspen/ Fir
Construction: Triaxial Braid, TwinTech Sidewall



SHREDITOR 102

131/102/127

ALL-TERRAIN ROCKER

The new 102 destroys hard snow thanks to its waist width and camber while the tip and tail shape coupled with All-Terrain Rocker ensure control and confidence everywhere. The Shreditor 102 remains as a premium option providing versatile and trustworthy performance in every line you take.

Sizes: 170, 177, 184, 191
Radius: 20m @ 184
Core: Aspen/Paulownia
Construction: Triaxial Braid, TwinTech Sidewall



SHREDITOR 112

135/112/130

ALL-TERRAIN ROCKER

The Shreditor 112 is as fun and versatile as a ski gets. Built with just enough camber and sidecut to slice up firm snow and rip hot laps through the park, the 112 excels in soft snow with its tip/tail taper and healthy Rocker providing optimal float and maneuverability.

Sizes: 169, 179, 189
Radius: 20m @ 179
Core: Fir/Aspen
Construction: Triaxial Braid, TwinTech Sidewall





SHREDITOR 120

• PETTITOR • SEAN PETTIT PRO MODEL

← 147/120/141 →
 POWDER ROCKER

Featuring a new tip Rocker radius to pump out more shovel, the most well-rounded pow ski on the market is ready to take on any feature. Built with the stiffest flex profile in the Shreditor series and combined with Powder Rocker, the Pettitor thrives in the deep but loves to devour crud and firm snow conditions as well.

Sizes:	169, 179, 189
Radius:	22m @ 179
Core:	Aspen/Paulownia
Construction:	Triaxial Braid, TwinTech Sidewall



SHREDITOR 136

POWABUNGA

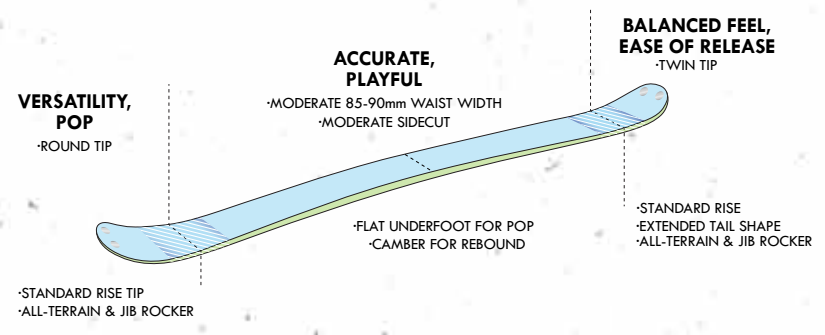
← 158/136/153 →
 POWDER ROCKER

Powabunga, dude! Drop in on some totally gnarly faces and get barreled in the white room as you slash and surf your way down the hill. These all-new shred sleds were designed for the deep while the tapered tips allow for precise turn initiation and quick maneuverability. It's like, 136 wide or something, which is pretty fat, but that's what makes 'em the best for getting radical in pow! Locals only brah!

Sizes:	184, 191
Radius:	25m @ 184
Core:	Aspen/Paulownia/Bamboo
Construction:	Triaxial Braid, TwinTech Sidewall



BASELINE 2.0



FREESTYLE BASELINE 2.0

FULLY FUNCTIONAL TWIN TIPS FOR THE ENTIRE MOUNTAIN

-FOREBODY – These skis have round tips for predictable initiation and release. The standard rise combined with All-Terrain and Jib-Rocker allow for predictable initiation with versatility and added pop.

-MID-BODY – Ranging from 85mm to 90mm underfoot and featuring a moderate amount of sidecut, this region of these skis provide the accuracy, stability and versatility. The skis are flat underfoot or have camber for a playful feel with added pop.

-TAIL – The rounded tail shape provides ease of release. These skis are twin tip with All-Terrain or Jib Rocker profiles to maximize switch skiing performance with a balanced feel.



DOMAIN

115/90/115
JIB ROCKER

While earning its namesake by distinguishing its domain in the park, this ski clearly isn't outside of its comfort zone across the entire resort.

Sizes:	159, 164, 169, 174, 179
Radius:	21m @ 179
Core:	Aspen
Construction:	Triaxial Braid, TwinTech Sidewall



SIGHT

118/85/109
ALL-TERRAIN ROCKER

Visualize a ski made for stomping every landing, slicing up the pipe and seamlessly transitioning outside the terrain park lap after lap, from first chair to last.

Sizes:	149, 159, 169, 179
Radius:	20m @ 179
Core:	Aspen
Construction:	Triaxial Braid, TwinTech Sidewall



PRESS

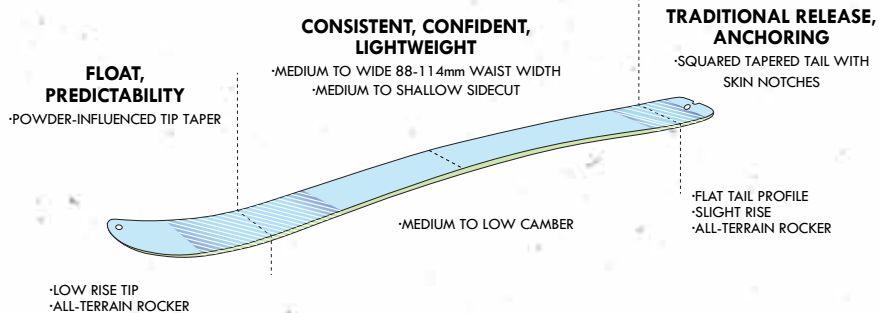
113/85/104
JIB ROCKER

The Press's lightweight construction is bolstered by the durability necessary to send it big in the park or anywhere on the mountain. The Jib Rocker makes surface swaps and butters seamless.

Sizes:	149, 159, 169, 179
Radius:	20m @ 169
Core:	Aspen
Construction:	Triaxial Braid, Cap Construction



BASELINE 2.0



BACKSIDE BASELINE 2.0

SPECIFICALLY DESIGNED FOR TOURING AND BACKCOUNTRY EXPLORATION

-FOREBODY - The tip shape of these skis have a powder-influenced design with progressively more taper as the widths increase, making the ski steer easier in soft and unpredictable snow. The profile of the tips is long and low with All-Terrain Rocker for smooth planing through softer snow and increased versatility.

-MID-BODY - The waist widths range from 88mm to 114mm with medium to long radius sidecuts for reduced weight and to empower confidence during medium to long turns. The camber on these skis is medium to low for a consistent feel in a variety of snow conditions.

-TAIL - The tails feature progressively more taper as the ski models get wider. This provides greater versatility by allowing the skier to adjust the arc mid-turn and makes the turn release easier. The tail profiles are flat and feature a slight rise for maximum precision, which allows the skier to plunge the tails into the snow in order to build anchors.



WAYBACK 88

126/88/113
ALL-TERRAIN ROCKER

The Wayback 88 has been redesigned, lightened and modernized to appeal the ski mountaineer or spring ski tourer who places a premium on efficiency. Slight tip and tail taper provide greater ease and versatility than its predecessor, and sidewalls underfoot also improve the edge hold.

Sizes:	160, 167, 174, 181
Radius:	17m @ 174
Core:	Paulownia/Maple
Construction:	Torsion Box, Hybritech Sidewall
Weight:	1350g @ 174cm



WAYBACK 96

128/96/118
ALL-TERRAIN ROCKER

With tip and tail taper, enhanced shovel rocker and a slight tail Rocker, this is the ideal tool for the modern ski tourer who desires a sled that excels on both spring corn and firm windblown, but is still wide enough to float in the soft stuff.

Sizes:	170, 174, 184
Radius:	21m @ 177
Core:	Paulownia/Maple
Construction:	Torsion Box, Hybritech Sidewall
Weight:	1550g @ 177cm



COOMBACK 104

136/104/122
ALL-TERRAIN ROCKER

The legacy of Doug Coombs lives on in this fully redesigned La Grave edition Coomback. At 104mm underfoot, the new ski features tip and tail taper, sidewalls underfoot, and increased Rocker. Building on the Coomback legacy, the new Coomback 104 has increased ease, versatility and edge hold than its predecessor.

Sizes:	170, 177, 184
Radius:	23m @ 177
Core:	Paulownia/Maple
Construction:	Torsion Box, Hybritech Sidewall
Weight:	1650g @ 177cm



COOMBACK 114

140/114/118
ALL-TERRAIN ROCKER

An encore tribute to the Coomback legacy, the Coomback 114 is designed to be a light and playful powder slayer or a high performance touring ski. It takes on 104 attributes, but adds more tip/tail taper and Rocker as well as sidewalls underfoot to give it solid edge hold on firmer snow.

Sizes:	170, 177, 184
Radius:	23m @ 177
Core:	Paulownia/Maple
Construction:	Torsion Box, Hybritech Sidewall
Weight:	1800g @ 177cm





Campfire Confessions & Ski Tales

HORRIFIC STORIES OF SPLINTERED CORES AND EERIE EDGES WILL GET YOU SHIVERING IN FEAR. GRAB YOURSELF AN ECONOMY SIZED K2 MARSHMALLOW AND LISTEN TO THE SOUNDS OF THE NIGHT...WAIT, WHAT WAS THAT? HELLO? SASQUATCH?

In 1998, Kamp K2 introduced the first girls-only cabin to help keep all the boys in line. Over the course of each summer, the female kammers stick together and protect each other from slimy teenage boys looking to steal kisses or from the lurking Sasquatch in the woods. Every night, before it is time to turn the sheets and put the pillows down, the alliance of girls gather around a secluded campfire high in the hills to share secrets and ghost stories of the crotchety old ski bum who visits kamp every solstice moon with her magic potion. Legend has it groups of curious kammers inhaled the scent from her boiling cauldron, and to this day remain under her hypnotic spell, traveling the world in search of the perfect turn.





The K2 Women's Collection reflects over a decade of progressive design and technology spearheaded by the K2 Ski Alliance, a group of dedicated female skiers who collaboratively crafted and brought the sport's first-ever women's specific ski to the market. K2 leads by design with our women's collection by always presenting award-winning technologies and modern advancements made for women skiers by women skiers. Throughout the last decade, K2 has introduced key features such as Bioflex cores, lighter weight metal laminate, Mod Technology, unique flex patterns, sidecuts and weight-reducing binding systems.

The K2 Ski Alliance is made up of women from all walks of life. They encourage females of all ages and abilities to get out on the mountain and support camaraderie on and off of the snow with their support for the Breast Cancer Research Foundation (BCRF). As represented by the pink ribbon on the base of K2's All-Mountain Women's skis, K2 proudly gives an annual donation to the BCRF and other breast cancer research organizations on behalf of K2 women's ski, snowboard and skate products.

K2 HISTORICAL TIMELINE OF K2 SKI ALLIANCE & WOMEN'S COLLECTION 1998 TO PRESENT

1999

With the help of the Alliance, K2 introduced a collection of women-specific skis called T:Nine, based on the landmark decision that gave women equality in collegiate sports.

2001

The Alliance went on a nationwide tour to promote women's products and encourage females to enjoy skiing more than ever.

2003

K2 Introduced a series of skis with the name Luv, deemed the Luv Line and started putting the pink ribbon on the base of the skis to support the BCRF.

2005

K2 started reducing weight in these skis by using a perforated Titanal.

2008

K2 unveiled the next evolution of a women's specific high performance all-mountain carving ski, the Burnin Luv.

2010

K2 introduced baseline profiles, a new hybritech construction to reduce weight while complimenting the Bioflex core.

2013

K2 introduced RoX technology in the women's line and also worked with Marker on a new high end binding system that was 10% lighter than our previous system.

1998

K2 formulated the Alliance – a group of skiers from all different backgrounds to help test and develop authentic women's products.

2000

K2 introduced women's specific sidecuts, Mod and Monics into the T:Nine line. K2 also unveiled the first women's specific adventure ski, the Flight X.

2002

K2 launched the first high performance women's ski, the Spire. K2 also unveiled the Bioflex core and started donating to the Breast Cancer Research Foundation.

2004

K2 introduced the first women's specific fat ski, named the Phat Luv.

2006

K2 and Marker introduced lightweight women's specific bindings systems for K2 Skis.

2009

K2 focused on reducing ski weight with a new lightweight Titanal (1.5% lighter), Marker ERS and ERP binding system.

2011

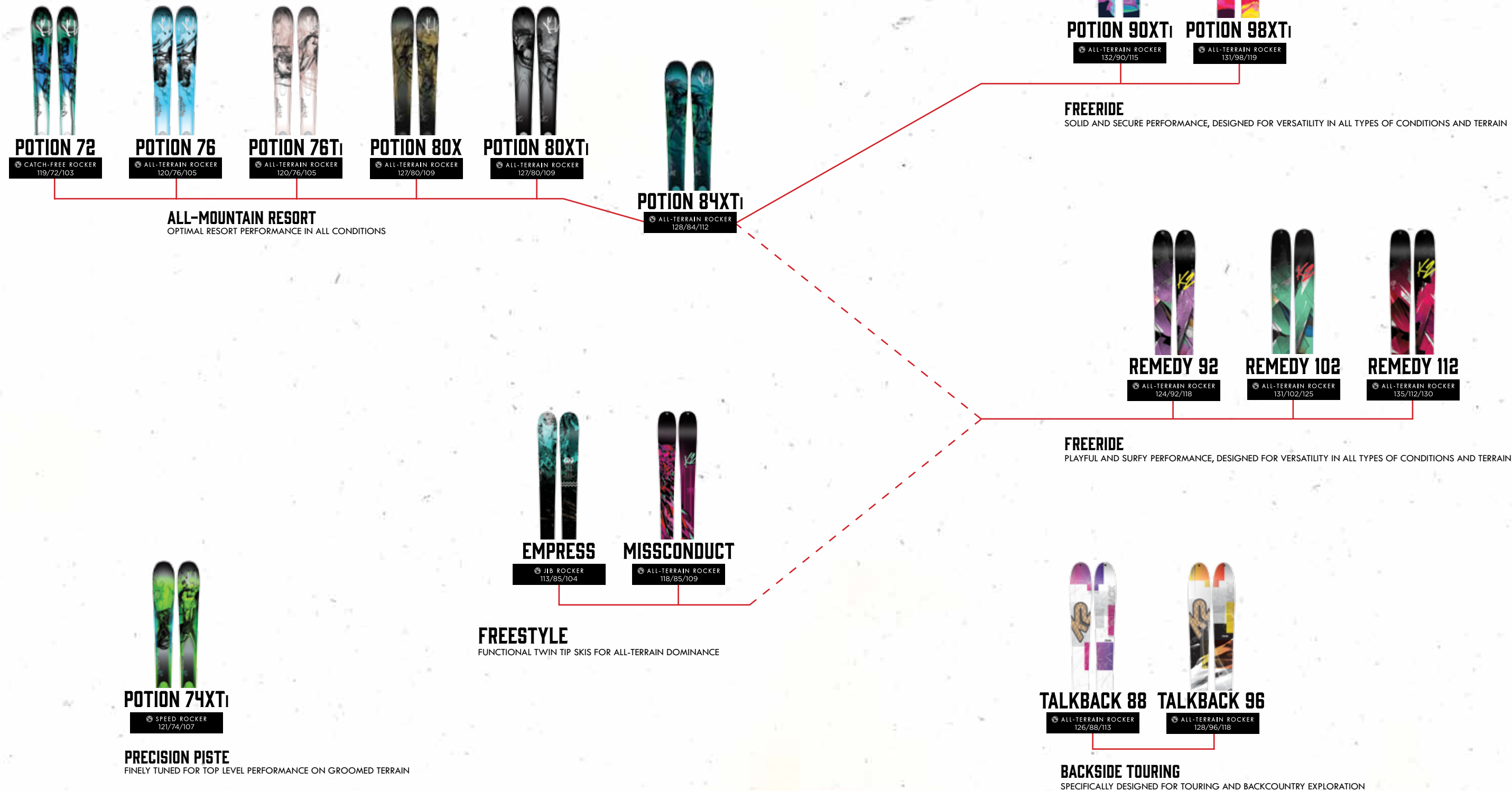
K2 renamed the line as Super Model, with all new tooling that made the ski collection 10 to 20% lighter. K2 also introduced three variations of women's specific Bioflex cores based on performance.

2014

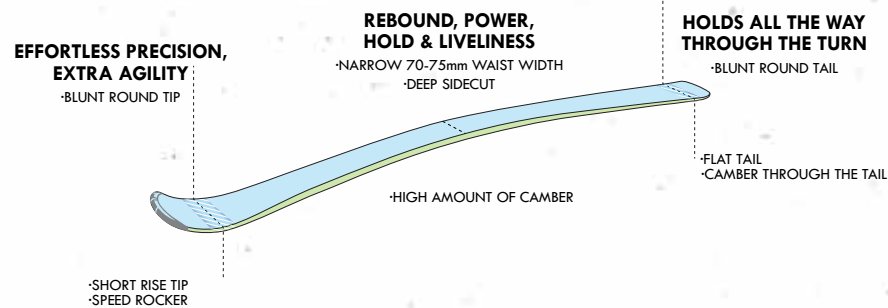
Turn the page:)

MODEL LINE MATRIX - WOMEN'S COLLECTION

Our All-Mountain philosophy focuses on building versatile skis designed to encounter a variety of conditions and terrain. The All-Mountain and Freeride collections are the heart of this philosophy, offering skiers more options that match their individual style and where they ski on the mountain.



BASELINE 2.0



PRECISION PISTE BASELINE 2.0

K2'S PRECISION PISTE SKIS ARE FINELY TUNED FOR TOP-LEVEL PERFORMANCE ON GROOMED TERRAIN.

-FOREBODY – A blunt round tip with a short abrupt rise helps maximize the ski's running surface and extends the sidecut all the way into tip, helping drive the ski into the turn. The extra agility and effortless precision comes into play when combined with Speed Rocker.

-MID-BODY – Skis in this category have the narrowest waist widths and deepest sidecuts for quick transitions edge to edge and unshakable hold for hard snow carving. These skis have the highest amount of camber for optimal rebound, power and liveliness.

-TAIL – The blunt, round tails extend the sidecut into the tail for hold through the entire turn. The tail profile extends the camber through the tail for added rebound and power while finishing the turn.



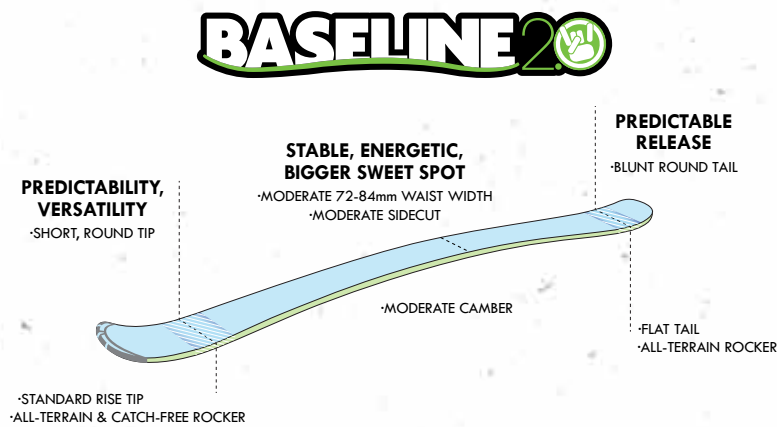
POTION 74XT1

121/74/107
SPEED ROCKER

Positioned for the ladies demanding precision when bringing heat to the steepest, firmest runs on the mountain. Designed with a stout Metal Laminate construction and Speed RoX Technology to initiate powerful turns with extreme edge hold and confidence.

Sizes:	146,153,160,167
Radius:	13m @ 160
Core:	Bioflex 3
Construction:	Metal Laminate, Hybritech Sidewall
Bindings:	K2/Marker ERC 11 TC or Flat





ALL-MOUNTAIN BASELINE 2.0

K2'S ALL-MOUNTAIN SKIS ARE DESIGNED FOR OPTIMAL RESORT PERFORMANCE IN DIFFERENT CONDITIONS AND TERRAIN FOUND WITHIN THE RESORT BOUNDARIES.

-FOREBODY – Skis in this category feature a short, round tip for predictable turn initiation. The tip rise is traditional, but when combined with All-Terrain Rocker it becomes even more versatile in all snow conditions encountered at the resort.

-MID-BODY – Waist widths range from 72mm to 84mm and feature moderate sidecuts that deliver stability and bigger sweet spots in all turn shapes. The amount of camber is medium to high, resulting in a lively and energetic ski.

-TAIL – Blunt round tails create a predictable turn release. These skis have flat tails with camber extending into the tail for rebound in all skis except the Catch-Free Rocker models.

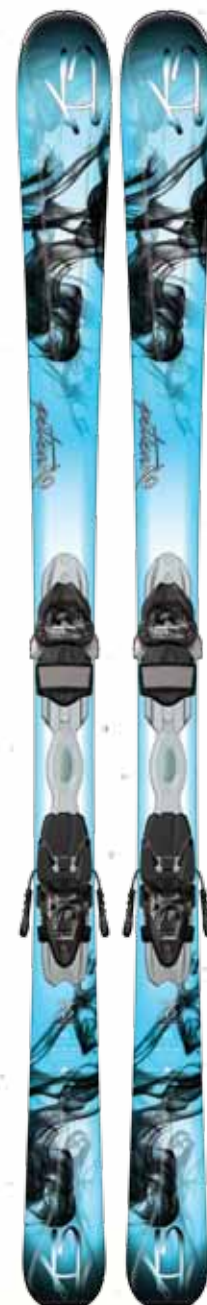


POTION 72

119/72/103
CATCH-FREE ROCKER

It's all about combining the perfect mixture of a lightweight construction with Catch-Free Rocker to present the easiest, most maneuverable, and forgiving ski. These sticks will smoothly transition you through the elementary levels of skiing with style and grace as you aspire to tackle more challenging terrain.

Sizes:	139,146,153,160
Radius:	13m @ 160
Core:	Composite Core
Construction:	Torsion Box, Cap Construction
Bindings:	K2/Marker ER3 10 or Flat



POTION 76

120/76/105
ALL-TERRAIN ROCKER

With the Potion 76, you are under the spell of skiing and are looking to advance your skills to the next level. The power of K2's All-Terrain Rocker combined with a Hybritech sidewall construction provides you with the forgiveness you need when challenging yourself to more advanced runs at the resort.

Sizes:	142,149,156,163
Radius:	14m @ 163
Core:	Composite Core
Construction:	Triaxial Braid, Hybritech Sidewall
Bindings:	K2/Marker ER3 10 or Flat



POTION 76Ti

120/76/105
ALL-TERRAIN ROCKER

The K2 Ski Alliance has a new ingredient for their special recipe; yielding intermediate and advanced skiers the added confidence, liveliness and responsiveness they are looking for in an all-mountain ski. The 76Ti adds metal laminate to the lightweight construction, creating a rock solid feel underfoot.

Sizes:	142,149,156,163
Radius:	14m @ 163
Core:	Composite Core
Construction:	Metal Laminate, Hybritech Sidewall, Mod Technology
Bindings:	K2/Marker ER3 10 TC or Flat





"Sure, Clayton, we'll totally make out later!" Sadly, it was a lie, Lexi had no intention whatsoever of going into the woods with her suiter. But she saw her opportunity and would use Clayton to help her destroy Sean Jordan's beautiful hair once and for all while she distracted him with feigned love. No longer would Sean be known to have the prettiest hair in all of Kamp K2. Never again. 'Lexi Locks' would be back on top.



POTION 80X

127/80/109

ALL-TERRAIN ROCKER

Formulated in the series to be the most versatile model in the collection. The 80mm waist along with the Bioflex core is the perfect combo to venture off-piste and into soft conditions. The All-Terrain RoX Technology proves reliable and accurate in hard and unforgiving conditions.

Sizes:	146, 153, 160, 167
Radius:	13m @ 160cm
Core:	BioFlex 2
Construction:	A.T. RoX Technology, Triaxial Braid, Hybritech Sidewall
Bindings:	K2/Marker ER3 10 TC or Flat



POTION 80XTi

127/80/109

ALL-TERRAIN ROCKER

The 80XTi is the perfect all-mountain ski design, cooked up with all the right features. A healthy serving of All-Terrain RoX Technology combined with a 80mm waist-width and a hearty metal laminate titianal sheet hugging a BioFlex 3 core.

Sizes:	146, 153, 160, 167
Radius:	13m @ 160cm
Core:	BioFlex 3
Construction:	A.T. RoX Technology, Metal Laminate, Hybritech Sidewall, Mod Technology
Bindings:	K2/Marker ERC 11 TC or Flat



POTION 84XTi

128/84/112

ALL-TERRAIN ROCKER

Prescribed to enhance symptoms related to both firm and soft snow addiction, the Potion 84XTi blends superior All-Mountain and Freeride performance. Developed to not only float in backside bowl powder, but also tackle the steepest frontside groomers.

Sizes:	146, 153, 160, 167
Radius:	14m @ 160
Core:	BioFlex 3
Construction:	A.T. RoX Technology, Metal Laminate, Hybritech Sidewall,
Bindings:	K2/Marker ERC 11 TC or Flat





BASELINE 20

PREDICTABLE PLANING, SOFT SNOW FLOAT

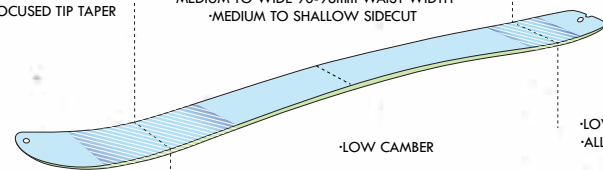
-POWDER-FOCUSED TIP TAPER

VERSATILITY, STABILITY, AND CONFIDENCE

-MEDIUM TO WIDE 90-98mm WAIST WIDTH
-MEDIUM TO SHALLOW SIDECUT

CONFIDENT, SECURE, AND PREDICTABLE

-BLUNT WITH TAPER



-LONG RISE TIP
-ALL-TERRAIN ROCKER

-LOW CAMBER

-LOW RISE TAIL
-ALL-TERRAIN ROCKER

FREERIDE STABILITY

SOLID AND SECURE PERFORMANCE, DESIGNED FOR VERSATILITY IN ALL TYPES OF CONDITIONS AND TERRAIN

STABILITY

-FOREBODY – For float and predictability in softer snow conditions, this region is built with a powder-focused tip and taper that increases with waist width. The profile allows for predictable planing through soft snow with a low, long rise and All-Terrain Rocker.

-MID-BODY – These skis range in waist widths from 90mm to 98mm for stability and versatility. The sidecuts are moderate to shallow for medium to longer turn shapes. These skis draw the Rocker all the way into the mid-body, resulting in less camber for predictable performance.

-TAIL – The tails of these skis are blunt with added taper for traditional and predictable hold through the turn. The tail profile is flat with a small amount of Rocker for confidence and security in softer snow.



POTION 90XTi

132/90/115

ALL-TERRAIN ROCKER

The most potent potion of them all, the Potion 90XTi is built with All-Terrain RoX Technology for the powerful female skier looking to rip just outside the gates, or top to bottom at the resort. The dynamic chassis works with any binding setup and comes tour-ready with skin grommets compatible with K2's pre-cut and trim-to-fit skins.

Sizes:	156, 163, 170
Radius:	15m @ 163
Core:	Aspen/Paulownia/Maple
Construction:	A.T. RoX Technology, Metal Laminate, Hybritech Sidewall,



POTION 98Ti

131/98/119

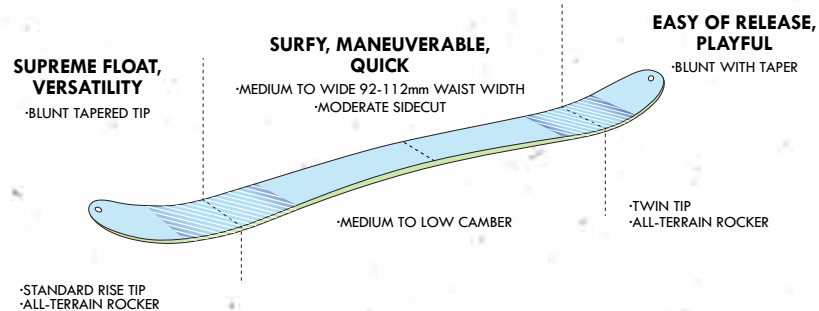
ALL-TERRAIN ROCKER

As the ultimate freerider's accomplice, the Potion 98Ti puts you in command of the most demanding lines. A lightweight core with tapered tips and tails keeps you nimble in tight chutes, while the metal laminate and All-Terrain Rocker never leaves you second-guessing when to take on those bigger lines.

Sizes:	163, 170, 177
Radius:	18m @ 163
Core:	Aspen/Paulownia/Maple
Construction:	Metal Laminate, Hybritech Sidewall,



BASELINE 2.0



FREERIDE MANEUVERABILITY

PLAYFUL AND SURFY PERFORMANCE, DESIGNED FOR VERSATILITY IN ALL TYPES OF CONDITIONS AND TERRAIN

-FOREBODY – The tips of these skis are blunt and include progressively more taper as each ski gets wider for better predictability in all snow conditions. The tip profile includes a standard rise combined with All-Terrain Rocker for supreme float and a surfy, looser feel.

-MID-BODY – The 92 to 112mm waist widths and moderate amount of sidecut found in this collection deliver a playful, versatile ski that is quick and maneuverable. The camber is medium to low for a lively, surfy feel with added pop.

-TAIL – The tail shape of these skis is blunt and tapered for a maximized release and looser feel. This tail profile is twin tip for riding switch and features All-Terrain Rocker for easy release and maneuverable playfulness.




REMEDY 92

← 124/92/118 →

Ⓜ ALL-TERRAIN ROCKER Ⓜ

The brand new Remedy 92 shreds the entire mountain with ease. Its versatile 92 mm waist width allows for enough float when venturing into soft snow, while holding extremely strong on hard pack and crud. The tapered and rockered tips and tails add playfulness to the ski by reducing swing weight and increasing maneuverability in all conditions.

Sizes:	156, 163, 170
Radius:	17m @170
Core:	BioFlex 3
Construction:	Triaxial Braid, Vertical ABSorb Sidewall



REMEDY 102

← 131/102/125 →

Ⓜ ALL-TERRAIN ROCKER Ⓜ

The all-new Remedy 102 is a versatile dream come true. The perfect 102mm ski now features healthy Rocker and a tapered tip shape for soft snow but enough sidecut and camber to carve on groomers and power through crud.

Sizes:	156, 163, 170
Radius:	16m @170
Core:	BioFlex 3
Construction:	Triaxial Braid, TwinTech Sidewall



REMEDY 112

← 135/112/130 →

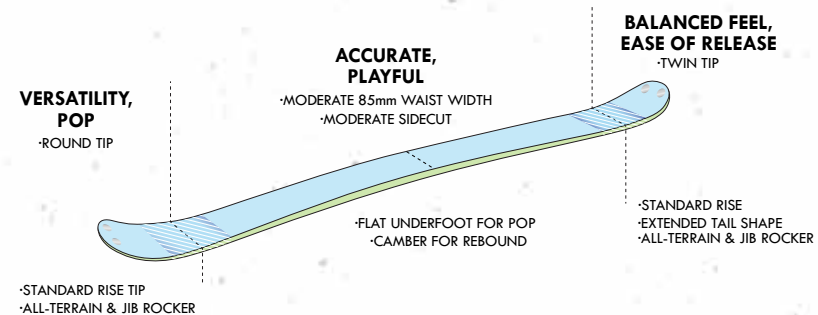
Ⓜ ALL-TERRAIN ROCKER Ⓜ

As the widest ski in the ladies collection, the Remedy 112 is intended for your ripping female skiers, but still provides enough forgiveness for just about anyone to have way too much fun. On powder days, it is loose and surfy by design, but in unpredictable conditions it is confident and secure by character.

Sizes:	169, 179
Radius:	18m @169
Core:	Fir/Aspen
Construction:	Triaxial Braid, TwinTech Sidewall



BASELINE 2.0



FREESTYLE BASELINE 2.0

FULLY FUNCTIONAL TWIN TIPS FOR THE ENTIRE MOUNTAIN

-FOREBODY – These skis have round tips for predictable initiation and release. The standard rise combined with All-Terrain and Jib-Rocker allow for predictable initiation with versatility and added pop.

-MID-BODY – At 85mm underfoot and featuring a moderate amount of sidecut, this region of these skis provide the accuracy, stability and versatility. The skis are flat underfoot or have camber for a playful feel with added pop.

-TAIL – The round tail shape provides ease of release. These skis are twin tip with All-Terrain or Jib-Rocker profiles to maximize switch skiing performance with a balanced feel.



MISSCONDUCT

← 118/85/109 →
 ALL-TERRAIN ROCKER

A favorite of podium regulars, Brita Sigourney and Anna Segal, the ever-popular MissConduct is back. Its unattainable versatility has established itself in the park and pipe but is gaining status all over the mountain and in any condition.

Sizes:	149, 159, 169
Radius:	15m @ 159
Core:	BioFlex 2
Construction:	Triaxial Braid, TwinTech Sidewall



EMPRESS

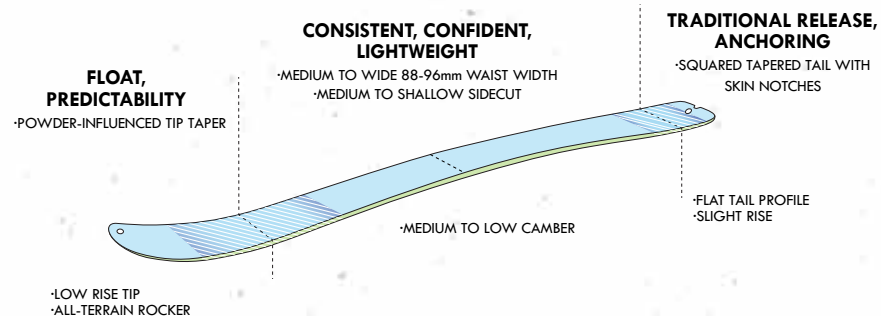
← 113/85/104 →
 JIB ROCKER

This durable and responsive ski inspires confidence in all of its users. The Empress is designed to be light and nimble, but strong enough to handle the whole mountain.

Sizes:	149, 159, 169
Radius:	17m @ 159
Core:	BioFlex 2
Construction:	Triaxial Braid, Cap Construction



BASELINE 2.0



BACKSIDE BASELINE 2.0

SPECIFICALLY DESIGNED FOR TOURING AND BACKCOUNTRY EXPLORATION

-FOREBODY - The tip shape of these skis have a powder-influenced design with progressively more taper as the widths increase, making the ski steer easier in soft and unpredictable snow. The profile of the tips is long and low with All-Terrain Rocker for smooth planing through softer snow and increased versatility.

-MID-BODY - The waist widths range from 88mm to 96mm with medium to long radius sidecuts for reduced weight and to empower confidence during medium to long turns. The camber on these skis is medium to low for a consistent feel in a variety of snow conditions.

-TAIL - The tails feature progressively more taper as the ski models get wider. This provides greater versatility by allowing the skier to adjust the arc mid-turn and makes the turn release easier. The tail profiles are flat and feature a slight rise for maximum precision, which allows the skier to plunge the tails into the snow in order to build anchors.



TALKBACK 88

126/88/113
ALL-TERRAIN ROCKER

A healthy 88mm waist won't weigh you down, turns tight in the trees and provides enough surface area to enjoy the untouched backcountry snow you worked so hard to find. Like every ski in the TalkBack series, the 88 skis are topped off with a nylon SnoPhobic top sheet.

Sizes:	153, 160, 167
Radius:	14m @160
Core:	Paulownia/Maple
Construction:	Torsion Box, Hybritech Sidewall
Weight:	1250g @ 160cm



TALKBACK 96

128/96/118
ALL-TERRAIN ROCKER

Very similar to her brother, the WayBack 96, this all-condition backcountry touring female counterpart is built with a light-weight paulownia/maple construction. It now comes with adept sidewalls for trusted performance in unpredictable conditions, but glides through early morning fresh tracks like a dream.

Sizes:	163, 170
Radius:	17m @163
Core:	Paulownia/Maple
Construction:	Torsion Box, Hybritech Sidewall
Weight:	1350g @ 163cm





Lil Kampers

DON'T WANT TO DEAL WITH THE CHILDREN THIS SUMMER? SEND THEM TO KAMP K2 WHERE WE HAVE DAILY UNSUPERVISED ACTIVITIES TO KEEP THEIR MINDS OCCUPIED.

Be rid of your presumptions—Kamp K2 has always been “G-rated” and caters to all ages, especially Groms! The future of the sport lies in the next generation and at Kamp K2 we focus and cater specifically to their needs. We have activities and areas designed specifically for groms: pond skimming on the shore, suction cup pole archery, Twelve and under helmet/goggle pie eating, and swimming with sharks. Just to name a few. If your enthusiastic kid chooses not to participate, we have a special outcast area that actually can be a good time! Don't worry, we know groms can do everything adults can, that's why we've designed a ski collection, modeled after our adult skis, perfectly tuned for your determined little rippers.



BOLT JR

← 104/68/88 →
 SPEED ROCKER

The Bolt Jr. inherited all of the best qualities from its Precision Piste donor—rock solid construction, shape, and profile. Expert accuracy and unshakable hold make this the ultimate corduroy ripper and high-speed ski for juniors.

Sizes:	134, 144, 154
Radius:	16m @ 144
Core:	Aspen
Construction:	Torsion Box, Hybritech Sidewall
Binding:	K2/Marker Fastrak2 7 or Flat





SHREDITOR 75 JR

102/75/96

ALL-TERRAIN ROCKER

The Shreditor 75 is for the grom who bridges the gap between Freestyle and Freeride. It's playful and maneuverable in soft snow, but holds rock solid on icy terrain park features.

Sizes: 109, 119, 129, 139
 Radius: 10m @ 129
 Core: Aspen
 Construction: Torsion Box, Cap Construction
 Bindings: K2/Marker Fastrak2 4.5, 7 or Flat



SHREDITOR 85 JR

113/85/104

ALL-TERRAIN ROCKER

This Shreditor is ready to tackle the entire mountain. The waist width and camber make it rock solid on the firmest days while the All-Terrain Rocker allows for effortless float and turn initiation in soft snow.

Sizes: 119, 129, 139, 149
 Radius: 10m @ 129
 Core: Aspen/Paulownia
 Construction: Triaxial Briad, Cap Construction
 Bindings: K2/Marker Fastrak2 7 or Flat



SHREDITOR 100 JR

128/100/122

POWDER ROCKER

Designed to give the most aggressive groms extra float on the deepest days, these powder boards keep things light for the young guns with an Aspen and Paulownia construction. Its Powder Rocker profile elevates the tip for a surfy feel in soft snow, while the camber region provides the necessary edge hold for performance on firmer conditions.

Sizes: 139, 149
 Radius: 11m @ 139
 Core: Aspen/Paulownia
 Construction: Triaxial Briad, TwinTech Sidewall



REMEDY 75 JR

102/75/96

ALL-TERRAIN ROCKER

The apple sure doesn't fall far from the tree with this lady groms ski. The Remedy Jr. 75 features a predictable tip shape for soft snow, and enough sidecut and camber to lay down mature and elegant turns through corduroy and crud.

Sizes: 109, 119, 129, 139
 Radius: 10m @ 129
 Core: Aspen
 Construction: Torsion Box, Cap Construction
 Binding: K2 Marker Fastrak2 7 or Flat





JUVY

97/72/93

ALL-TERRAIN ROCKER

The Juvy is built super light and stable to give the next generation of shredders the confidence they need to progress all over the mountain.

Sizes:	109, 119, 129, 139
Radius:	10m @ 129
Core:	Composite
Construction:	Torsion Box, Cap Construction
Bindings:	K2/Marker Fastrak2 4.5, 7 or Flat



INDY

102/70/91

CATCH-FREE ROCKER

Get a head start on two key learning fundamentals, control and comfort, with easy turn initiation granted by the Catch-Free Rocker and a forgiving flex.

Sizes:	76, 88, 100, 112, 124, 136
Radius:	8m @ 112
Core:	Composite
Construction:	Torsion Box, Cap Construction
Bindings:	K2/Marker Fastrak2 4.5, 7 or Flat



MISSY

97/72/93

ALL-TERRAIN ROCKER

You can thank this super lightweight, easy to control ski, for your little girl's increased appetite for more black diamonds and even those challenging blue squares.

Sizes:	109, 119, 129, 139
Radius:	10m @ 129
Core:	Composite
Construction:	Torsion Box, Cap Construction
Bindings:	K2/Marker Fastrak2 4.5, 7 or Flat



LUV BUG

102/70/91

CATCH-FREE ROCKER

Keep your family's skiing genes alive by making it fun from the very beginning. Learning how to ski has never been easier with the Luv Bug's Catch-Free Rocker and smooth flex.

Sizes:	76, 88, 100, 112, 124, 136
Radius:	8m @ 112
Core:	Composite
Construction:	Torsion Box, Cap Construction
Bindings:	K2/Marker Fastrak2 4.5, 7 or Flat





Ski Boot Fishin

ENJOY KAMP K2'S RIVERS AND LAKES, FULLY STOCKED WITH THE FRESHEST SKI BOOTS. RUMOR HAS IT THERE'S A 30.5 LUNKER SWIMMING AROUND THE DARKNESS OF LAKE DUWAMISH, CAN YOU CATCH IT?

Lake Duwamish is home to some prize-winning, trophy catches. In 2013, pulling from its depths, campers reeled in three totally new species of boots with features that had never been seen, tasked or worn. Maybe these species mutated in the warm, radioactive waters, or came up with a better way to survive in this boot eat boot world. The lake gets stocked every season and the preferred bait is kamper toes dangling from the dock or the chef's Tuesday night mess hall delight.

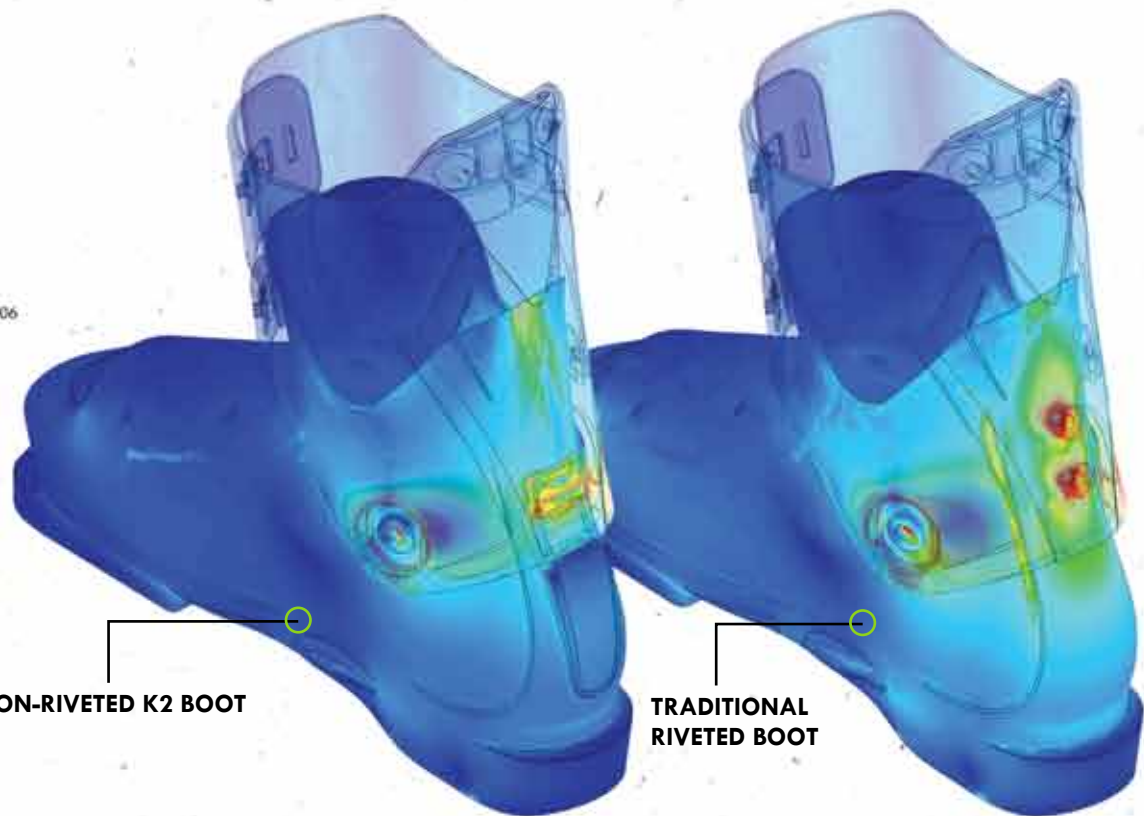





WE ARE AN ALL MOUNTAIN COMPANY

OUR FOCUS AND COMMITMENT over the past 50 years has been to skiers who ski the entire mountain in all conditions. This same philosophy holds true in our Ski Boots. We did not start with a rigid, intimidating race boot, we wiped the slate clean and built our boots from the ground up to maximize efficiency, optimize power transfer, and deliver performance over a wide range of terrain and snow conditions. The result is a complete line of ski boots that fit and function unlike any other boot with a style that is uniquely K2.

NO RIVETS = LESS STRESS



NON-RIVETED K2 BOOT

TRADITIONAL RIVETED BOOT

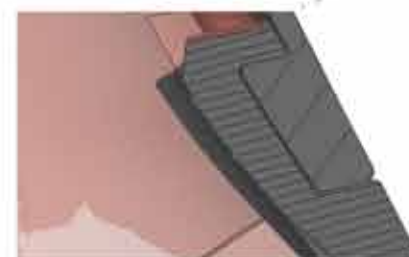
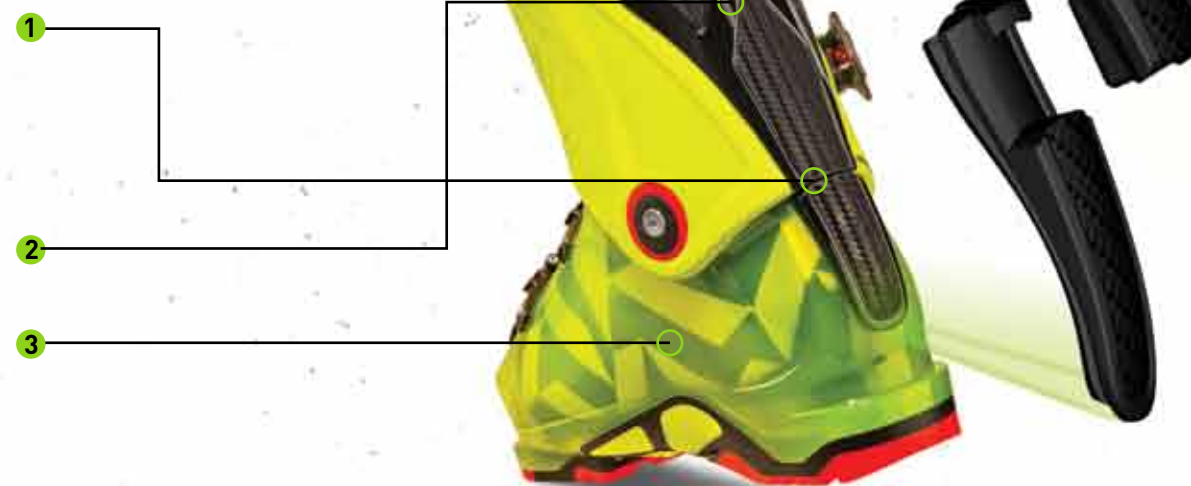
As a boot flexes, the energy driven into the boot correlates to load (stress). The key is being able to optimally capture, store and release this energy while preventing high levels of stress. The larger surface area of the Energy Interlock design produces lower pinpoint stress levels, resulting in a smoother load transfer, ideal for maximizing performance across inconsistent and variable terrain and conditions. The nature of a riveted design on the other hand, causes greater stress around the rear rivets which delivers a blocky, inconsistent flex.



By combining the three fundamental technologies:

- 1) Energy Interlock
- 2) PowerFuse SpYne
- 3) K2 Fit Logix

We've created an All-Mountain boot that optimizes the absorption of external energy while efficiently transmitting internal energy.



1 energy interlock™

A rivet-free technology that integrates the cuff and shell and gives the boots exceptional life and power. When the boot flexes forward, the Interlock stretches, creating a buildup of energy which is then utilized and released throughout each ski turn. This not only puts lower stresses on the boot material but also produces a smoother, more efficient load transfer, delivering a more natural flex.



2 powerfuse SpYne™

A rear over molded "Y" shaped support that adds strength and power to the Energy Interlock maximizing fore/aft flex efficiency and lateral stiffness for responsiveness in every type of terrain. The structural support of the SpYne enables us to use more forgiving materials in the cuff and shell that reduces vibrations in rough terrain. An added benefit of these forgiving materials, makes getting your boots on and off a whole lot easier.



3 fitlogix™

A design philosophy focused on optimizing foot comfort while maximizing boot performance. Fit logix focuses not only on how the human foot and lower leg interact with the liner, but additionally how the combination of the foot and liner interact with the interior of the boot's shell and cuff. This multi-level approach ensures the best out-of-the-box fit with an extra level of INTUITION® customization.



FOCUSES ON TWO LEVELS

1. OPTIMIZED SHELL/CUFF TO LINER FIT

- A Newly Expanded Last Offering**
A diverse combination of last offerings designed to accommodate more foot shapes; from our narrowest 97mm LV, our standard 100 mm last and our widest 102 mm HV last. Multiple last options are offered on the same model of boots, so your foot shape no longer determines your boot model.
- B Hybrid Liners**
The traditional upper with reinforced power collar and tongue ensure the best interaction between the cuff and liner for optimized power transfer. The INTUITION® lower in our PrecisionFit models are molded to the interior shape of the boot, creating a customized fit which reduces air pockets that cause performance dead spots.

- C Asymmetrical Toe Box**
All boots come with a toe box that fits to the natural curvature of your toes for added comfort and to ensure a proper fit.
- D Navicular Punch**
A strategic bump built into the boot mold to alleviate pressure commonly experienced during ankle flexion near the concave-shaped navicular bone located on the inside of the ankle.
- E Forgiving Shell Materials**
The reinforced SpYne, on the shell and cuff, allows for the use of more forgiving shell and cuff materials making getting the boots on and off that much easier.

2. OPTIMIZED LINER TO FOOT FIT

- F Newly Expanded INTUITION® Liner Offering**
All liners include INTUITION® foam, renowned for its moldability, flexibility and durability. These liners are more resistant to heat-related shrinkage and “packing out,” and are warmer and lighter weight than standard liners.
- H Lasted Liners**
All liners come lasted to a standard foot shape to ensure the most comfortable “out-of-the-box” fit.

- I Heat Moldable Options**
The use of INTUITION® liners also allow the lower to be customized to just about any foot shape through a heat molding process
- G Hybrid Liners**
Since the human foot varies more in size and shape than the lower leg, K2 has combined a traditional upper liner with an INTUITION® lower. The traditional upper comes with an asymmetrical tongue offering a left/right specific lower leg fit and is heat moldable in our PrecisionFit and LuxFit Liners for ultimate customization. The INTUITION® lower offers warmth, comfort and a precise foot fit regardless of foot shape.

INTUITION® LINER CONSTRUCTION

All liners are made with INTUITION® foam, renowned for its moldability, flexibility, and durability. INTUITION® thermo-forming, cross-linked, closed cell foam is designed to be more resistant to heat-related shrinkage and pressure related to “packing out” than any other foam in the world. The INTUITION® liners are also lighter weight and warmer than standard liners.

INNER LAYER: Open cell INTUITION® foam is used for comfort and warmth against the foot.

MIDDLE LAYER: Comprised of regular density INTUITION® foam designed to spread loads more evenly, lessen impacts, and reduce hotspots.

OUTER LAYER: A performance layer of high density INTUITION®. It is extremely durable and rigid, making it optimal at transmitting power to the shell.



precisionfit
INTUITION®

Our premium, heat-moldable liner, is molded and lasted throughout the lower liner to deliver a precise “out-of-the-box” fit while minimizing “dead spots” and enhancing power transfer between the liner and shell. Heat-Moldable Asymmetric Tongues provide the necessary comfort and performance needed to reduce shin bang and ensure smooth, precise flex initiation while charging hard.

FEATURES:
Molded/Lasted Design, Multi-Layer INTUITION® Foam Lower, Moldable Asymmetric Tongue, Power Collar, Power Wedge



luxfit
INTUITION®

A heat-moldable liner combines the performance and fit of a traditional PVC liner with the benefits of strategically placed INTUITION® foam. Lasted for a precise “out-of-the-box” fit, the LuxFit INTUITION® also includes heat-Moldable Asymmetric Tongues to offer customized comfort while taking advantage of challenging conditions.

FEATURES:
Lasted Design, INTUITION® Foam Lower, Strategically placed INTUITION® EVA Foam, Moldable Asymmetric Tongue, Power Collar, Power Wedge



cushfit
INTUITION®

The liner utilizes a combination of standard open and closed cell EVA foam combined with INTUITION® around the heel to offer warmth, comfort, and performance with a lasted fit. The Asymmetric Tongues enhance fit and ensure smooth flex initiation, while the Power Collar offers the upper cuff support you demand to tackle the whole mountain.

FEATURES:
Lasted Design, INTUITION® Foam in heel, Asymmetric Tongue, Power Collar

ADDITIONAL TECH



REPLACABLE OUTSOLES

Dual-injected soft and hard Thermo Plastic Urethane (TPU) increases the life of your boots and provides secure footing whether walking on rock, ice, or stairs.



PADDED MID-GRIP

Dual Injected Thermo Plastic Urethane (TPU) for added grip and traction while walking on rocks or riding on snowmobiles.



POWER WEDGE

A removable spoiler that accommodates varying calf shapes and adjusting desired forward lean angle. The Power Wedge increases forward lean by two degrees, moving the angle from 12 to 14 degrees.



POWER STRAP

Extra wide, strong, and powerful cam-lock strap featured on the SpYne 130. Durable Velcro Powerstraps in varying widths for support and strength on all other models.



CUFF ALIGNMENT INDEX

Adjust +/- 2.2 degrees on medial and lateral sides for a total range of 4.4 degrees. This enables adjustments to the lower leg angle for maximum comfort and performance.



ALLOY BUCKLES

6060-T6 Extruded Hardened Aluminum Alloy built with a minimalist lightweight design.



SPYNE 130

INTUITION

Updated for 2014/15, the SpYne 130 is K2's flagship all-mountain performance powerhouse, fueled by the E3 Philosophy (Energy Efficient Engineering). Headquartered at the rivet-less Energy Interlock, the SpYne 130 absorbs external energy and transfers power through the support of the PowerFuse SpYne, molded and lasted PrecisionFit INTUITION® liners, and the PowerCinch Strap. The result is the highest performing ski boot in the collection with a true 130 flex for all-mountain skiers. Offered in a 97mm(LV), 100mm, or new 102mm(HV) last.

Flex:	130
Last:	97mm (LV), 100mm, 102mm (HV)
Liner:	PrecisionFit INTUITION® (molded/lasted)
Sizes:	24.5, 25.5, 26.5, 27.5, 28.5, 29.5, 30.5

Energy Interlock, PowerFuse SpYne, Dual Cuff Alignment, Replaceable Outsoles, Padded Mid-Grip, 40mm PowerCinch Strap



SPYNE 110

INTUITION

Enter a more forgiving 110 flex on a high-performance platform to meet your all-mountain skiing needs. As the most important piece of gear in your entire set-up, the SpYne 110 boots deliver true performance and comfort. The boots absorb vibrations across all terrain with the Energy Interlock and is supported by the PowerFuse SpYne. The LuxFit INTUITION® liner gives you a last fit with a customizable option for those who need it. In addition to the 97 and 100mm last options, a new high volume 102mm last is available to offer a roomier fit without compromising the performance of the powerful shell.

Flex:	110
Last:	97mm (LV), 100mm, 102mm (HV)
Liner:	LuxFit INTUITION® (lasted)
Sizes:	24.5, 25.5, 26.5, 27.5, 28.5, 29.5, 30.5

Energy Interlock, PowerFuse SpYne, Dual Cuff Alignment, Replaceable Outsoles, Padded Mid-Grip, 45mm Velcro Powerstrap



SPYNE 90

INTUITION

The most forgiving men's all-mountain boot in the line is built with a 90 Flex, a 102mm last and incorporates the newly updated CushFit liner from INTUITION® to ensure the most comfortable fit. The 14/15 SpYne 90 gets even more durable thanks to fully replaceable outsoles for added stability and balance.

Flex:	90
Last:	102mm
Liner:	CushFit INTUITION® (lasted)
Sizes:	24.5, 25.5, 26.5, 27.5, 28.5, 29.5, 30.5

Replaceable Outsoles, 45mm Velcro Powerstrap, Cuff Alignment



WOMEN'S SPECIFIC ALL-MOUNTAIN FEATURES

In order to offer the most precise fit in our women's boots, K2 recognizes that a woman's lower leg and foot shape is fundamentally different than a man's, we designed a women's-specific last that is:

- 1) Lower volume
- 2) Narrower in the heel
- 3) 15mm lower cuff height to accommodate a woman's lower calf insert point and ensure a comfortable, precise fit.



SPYRE 110

INTUITION®

K2 designed a women's specific last to flawlessly accommodate a woman's lower leg and foot shape. The SpYre 110, featuring a low volume 97mm last, is the most aggressive, highest performing, stiffest boot in the collection. It is made for expert women with the Energy Interlock, PowerFuse SpYne, and molded and lasted PrecisionFit INTUITION® liner

Flex:	110
Last:	97mm
Liner:	PrecisionFit INTUITION® (molded/lasted)
Sizes:	22.5, 23.5, 24.5, 25.5, 26.5, 27.5

Energy Interlock, PowerFuse SpYne, Dual Cuff Alignment, Replaceable Outsoles, Padded Mid-Grip, 35mm Velcro Powerstrap



SPYRE 100

INTUITION®

It's no secret; boot performance and comfort directly influence the overall enjoyment and experience of all-mountain female skiers. For that slipper-like feel, look no further than the SpYre 100, offering a forgiving yet powerful 100 flex on the same performance platform as the SpYre 110. Matched with a 100mm last and lasted LuxFit INTUITION® liner for comfort, and reinforced with replaceable outsoles and padded mid-grips, this boot is perfect for any all-mountain vixen.

Flex:	100
Last:	100mm
Liner:	LuxFit INTUITION® (lasted)
Sizes:	22.5, 23.5, 24.5, 25.5, 26.5, 27.5

Energy Interlock, PowerFuse SpYne, Dual Cuff Alignment, Replaceable Outsoles, Padded Mid-Grip, 35mm Velcro Powerstrap



SPYRE 80

INTUITION®

The SpYre 80 is the most forgiving boot in the women's line. In 14/15 it has been updated with INTUITION® foam in the CushFit Liner for increased comfort and features new replaceable outsoles to preserve the life of your boots. This boot will be there for you as your skiing progresses and you continue to explore your home mountain and beyond.

Flex:	80
Last:	102mm
Liner:	CushFit INTUITION® (lasted)
Sizes:	23.5, 24.5, 25.5, 26.5, 27.5

Replaceable Outsoles, Cuff Alignment, 35mm Velcro Powerstrap



FREERIDE SPECIFIC TECH

Uncompromised All-Mountain Performance with maximized walking capabilities.

Historically, adding a walk mode to an alpine boot compromised downhill performance. However, because we designed our All-Mountain boots using the Energy Interlock, not rivets, we've successfully designed a new technology, a functional walk mode, called the Synchro Interlock that maintains 100% of the flex index and downhill performance of our All-Mountain line. The result is a collection of Freeride boots with efficient walking and climbing capabilities and true, uncompromised All-Mountain performance.



V NOTCH

V NOTCH WEDGE

ENERGY INTERLOCK

synchrointerlock ▶

- Built on the Energy Interlock design platform, the Synchro Interlock enables the simultaneous release of both an internal V-notch wedge and the Energy Interlock.
- When released, both the Energy Interlock and internal wedge are disengaged.
 - Releasing the Interlock, unlocks the upper cuff from the shell for fore and aft motility.
 - Removal of the wedge opens the V-notch in the shell increases the forward flex for more efficient movement.
- Engaging the wedge and Interlock by locking the Synchro Interlock functionally creates an all-mountain boot, with 100% of the flex index and uncompromised downhill performance. This user-friendly design can be locked or released with the flick of a ski pole, for on-the-go efficiency.

FREERIDE LINER OPTIONS



precisionfit TOUR INTUITION®

The same high performance molded/lasted design features that give our all-mountain PrecisionFit INTUITION® liner superior fit and ski performance, with the addition of Tour Flex Notches. These notches are strategically placed at the main hinge points, allowing the liner to flex naturally with the ankle and shell when in walk mode, improving range of motion and touring efficiency.

FEATURES:

Molded/Lasted Design, Multi-Layer INTUITION® Foam Lower, Moldable Asymmetric Tongue, Power Collar, Power Wedge



luxfit TOUR INTUITION®

Drawing on the lasted LuxFit INTUITION® liner design and construction with the added benefit of freeride-specific Tour Flex Notches at the main hinge points, allowing the liner to flex naturally with the ankle and optimize range of motion when touring, walking or drinking.

FEATURES:

Lasted Design, Multi-Layer INTUITION® Foam Lower, Strategically placed EVA Foam, Moldable Asymmetric Tongue, Power Collar, Power Wedge



cushfit TOUR INTUITION®

The liner utilizes a combination of standard open and closed cell EVA foam combined with INTUITION® around the heel to offer warmth, comfort, and performance with a lasted fit. Tour Flex Notches are found at the same main hinge points as the other tour liners to support natural flex with the ankle and optimize range of motion when in walk mode.

FEATURES:

Lasted Design, INTUITION® Foam in heel, Asymmetric Tongue, Power Collar, Tour Flex Notches

ADDITIONAL TECH



POWERBUCKLE

Designed exclusively for our Freeride collection, the K2 PowerBuckle combines the lightweight efficiency of an extra-wide powerstrap with the performance, strength, and reliability of a traditional buckle. The design enables greater range of motion, resulting in more efficient touring and simultaneously transforming your three-buckle touring boot into a four-buckle, hard-charging freeride boot.



NEW WIDER THIRD BUCKLE

The newly redesigned third buckle offers a wider catch and ladder for a more secure fit and spans a wider area. The last rung of the ladder includes a latch that keeps your catch in place when your boots are unbuckled in walk mode.



INTEGRATED TECH FITTINGS

Tech fittings are fully integrated into the shell injection, instead of just the outsole pods. This design guarantees greater strength, improved torsional stiffness, durability, and makes our outsoles compatible with both DIN-alpine and Tech bindings.



REPLACEABLE DIN-COMPATIBLE OUTSOLES

Thanks to our Integrated Tech Fittings, our replaceable outsoles are all DIN-compatible, so you no longer have to switch outsoles to accommodate your various binding setups.



PINNACLE 130

INTUITION

Inspiring Freeride innovation with the Synchro Interlock, the Pinnacle 130 is designed to connect the upper cuff with the shell for the power and energy transmission of an alpine boot, but when uncoupled it becomes a comfortable walking boot. This three-buckle boot increases performance with the addition of a no-hassle, adjust-on-the-fly PowerBuckle. Additionally, the FitLogix molded/lasted PrecisionFit Tour INTUITION® liner provide customized comfort and warmth. Integrated tech fittings are molded into the shell for bomber durability, and replaceable DIN-compatible outsoles allow you to ski any binding on the market without swapping soles. Whether you're merely walking from the parking lot to the lifts, or touring to the couloir you've been eyeing just beyond the resort boundary, the Pinnacle 130 will give you the confidence to do either with zero compromise in skiing performance.

Flex:	130
Last:	97mm (LV), 100mm
Liner:	PrecisionFit Tour INTUITION® (molded/lasted)
Sizes:	25.5, 26.5, 27.5, 28.5, 29.5, 30.5

Synchro Interlock, PowerFuse SpYne, Integrated Tech Fittings, Dual Cuff Alignment, Replaceable DIN-Compatible Outsoles, Padded Mid-Grip, 45mm K2 Power-Buckle



PINNACLE 110

INTUITION

No longer is it necessary to choose between high-end downhill performance and a comfortable walking boot. The Pinnacle 110 features the same Synchro Interlock that gives the Pinnacle 130 exceptional skiing and walking performance, but in a softer 110 flex. The integrated tech fittings and replaceable DIN-compatible outsoles allow you to step into any binding on the market. When you combine the 100mm or the wider HV 102mm last, with the warm, comfortable lasted LuxFit Tour INTUITION® liner, you're rewarded with a custom-fit boot that you can leave buckled until the final bell.

Flex:	110
Last:	100mm, 102mm (HV)
Liner:	LuxFit Tour INTUITION® (lasted), Tour Flex Notch
Sizes:	25.5, 26.5, 27.5, 28.5, 29.5, 30.5

Synchro Interlock, PowerFuse SpYne, Integrated Tech Fittings, Dual Cuff Alignment, Replaceable DIN-Compatible Outsoles, Padded Mid-Grip, 45mm Velcro Powerstrap



PINNACLE 100

INTUITION

Whether it's trudging through the village to après, or hiking that ridgeline for one last run, an efficient walk mode always comes in handy. The Pinnacle 100 is the newest, softest flexing member of the Pinnacle bloodline and features the same Synchro Interlock that makes the 130 and 110 so adept at both skiing and walking. The lasted CushFit Tour INTUITION® liner provides all-day comfort and warmth, while replaceable DIN-Compatible Outsoles, Padded Mid-Grip and 45mm Velcro PowerStrap deliver lasting utility and durability.

Flex:	100
Last:	102mm
Liner:	CushFit Tour INTUITION® (lasted), Tour Flex Notch
Sizes:	25.5, 26.5, 27.5, 28.5, 29.5, 30.5

Synchro Interlock, PowerFuse SpYne, Dual Cuff Alignment, Replaceable DIN-Compatible Outsoles, Padded Mid-Grip, 45mm Velcro Powerstrap





MINARET 100

INTUITION

New for 14/15 is the big debut of the first-ever women's-specific K2 Freeride boot collection. Leading the charge, the Minaret 100 is made for the expert lady skier who demands confident downhill performance with an efficient walk mode. Featuring technologies tested and trusted by the Men's Pinnacle series, the Minaret 100 employs the same game-changing Synchro Interlock, giving you unmatched downhill performance with an impressive range of motion for walking. The Minaret 100 is everything you have been waiting for in a boot that does it all.

Flex:	100
Last:	100mm
Liner:	LuxFit Tour INTUITION® (lasted), Tour Flex Notch
Sizes:	22.5, 23.5, 24.5, 25.5, 26.5, 27.5

Synchro Interlock, PowerFuse SpYne, Integrated Tech Fittings, Dual Cuff Alignment, Replaceable Outsoles, Padded Mid-Grip, 35mm Velcro Powerstrap



MINARET 80

INTUITION

Outside of skiing your favorite runs, a day on the mountain can involve walking through the parking lot, waiting in the tram line, watching friends in the park or at the racecourse and trudging up the stairs to your favorite lunch spot. Keep your feet warm and happy in the new Minaret 80 with the lasted CushFit Tour INTUITION® liner and the easy-to-switch Synchro Interlock for comfortable fore and aft motion when walking, hiking or standing.

Flex:	80
Last:	102mm
Liner:	CushFit Tour INTUITION® (lasted), Tour Flex Notch
Sizes:	22.5, 23.5, 24.5, 25.5, 26.5, 27.5

Synchro Interlock, PowerFuse SpYne, Dual Cuff Alignment, Replaceable Outsoles, Padded Mid-Grip, 35mm Velcro Powerstrap





Helmet & Goggle Pie-taction

ONE OF OUR MOST POPULAR ACTIVITIES IN KAMP IS THE ANNUAL PIE EATING CONTEST. AFTER BILLY KNOCKED HIMSELF OUT IN 2002 FROM AGGRESSIVE EATING, KAMPERS ARE REQUIRED FULL (AND STYLISH) PROTECTIVE GEAR. SAFETY FIRST!

The weather and conditions are unpredictable on the slopes so we train you to be ready for every condition. Pie eating competitions are not only fun and filling, they train you for blower pow, face shots galore, blustery winds, sleet, rain, snow, whip cream and even grandma's fruit pies to the face. We keep your head protected as you smash your face into pie after pie and you keep vision clear with our goggles made with Lenses by ZEISS and RiPel coatings.

HELMET TECHNOLOGY

Protection, comfort and style drive the technology behind K2's helmet collection. Achieving the perfect fit is the essential first step to the process, and with K2 features such as the Full-Wrap Liners and fit systems you will discover the most customizable fit to keep you comfortable and your helmet secure all day so you can concentrate on skiing. K2's 2014/15 collection offers optimal ventilation solutions, lightweight designs, excellent goggle compatibility and a variety of colors to find exactly what you need.



FULL-WRAP LINER

This full-coverage, washable liner snugly cradles your head, creating the unmatched fit of a K2 Helmet. The liner features a crown mesh that wicks moisture and breathes to prevent overheating. The Full-Wrap Liner System is seamlessly integrated with both our standard and 360 K2dialed™ Fit Systems and K2 Baseline Audio, creating the ultimate user experience. No gaps mean a better fit and improved comfort.

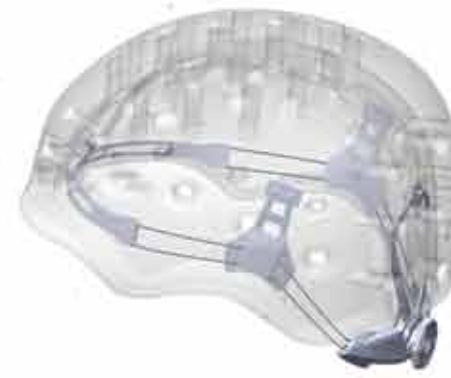
BASELINE AUDIO SYSTEMS

The K2 Level 3 Baseline Audio system seamlessly connects with your mobile device. The audio system comes pre-installed in Baseline Audio Earpads. The speaker housing creates a minimal, low-profile stowage so you won't notice them unless the music is playing. With an all-new on-cord audio controller designed for on-the-go usability, your media library is now at your fingertips.



ACTIVE MATRIX VENTING™

Active Matrix Venting™ allows you to regulate the airflow of the helmet vent system with the touch of your finger. Controlling large vents with minimal effort results in the comfort you are looking for in any condition. Winter weather is highly unpredictable. In one chairlift ride alone you could feel the warmth of direct sunlight where open vents provide a stream of desired, cool mountain air. Or, you could climb into the clouds and encounter a blustery snowstorm where closed vents keep your head warm and dry against the elements. It's climate control, on the fly and at the flip of a switch.



BOA® FS360 FIT SYSTEM

All the benefits of the 360 K2dialed™ Fit System with the precision and quality engineered dial that you have come to know and expect from Boa® Technologies.



360 K2DIALED™ FIT SYSTEM

An evolution on the K2dialed™ Fit System, the new 360 K2dialed™ Fit System delivers unparalleled comfort and ease of use. An intricate web design results in even pressure distribution around the entire head for a secure and snug fit that you customize with the twist of a dial.



K2DIALED™ FIT SYSTEM

The K2dialed™ Fit System creates a custom-fitting helmet no matter what your head shape. An ergonomically inspired three-point adjustable interface maximizes fit and customization with the twist of a dial. This allows for the ultimate convenience of being able to make fit adjustments on the fly. The end result of the K2dialed™ Fit System is a customized helmet just for you.



HYBRID CONSTRUCTION:

This unique construction features the best of both In-Mold and Hard-Shell constructions. The primary In-Mold construction makes the helmet incredibly light, while the secondary Hard-Shell upper allows for more advanced Active Matrix Venting™ and increased durability.

IN-MOLD CONSTRUCTION:

In-Mold is the premium construction for ultra-light-weight performance helmets and is characterized by an EPS liner that is molded directly to a lightweight poly-carbonate (PC) shell. The result is a construction so light you'll forget it's even there.

HARD SHELL CONSTRUCTION:

Hard-Shell helmets are built to last and will look good no matter how many trips they make in and out of your gear bag. Hard-Shell helmets protect you from impact thanks to a lightweight EPS foam bonded to an injection molded and durable ABS shell.



ASTM (F2040): The North American ski and snowboard helmet safety standard.
 CE (EN1077: 2007 Class B): The European ski and snowboard helmet safety standard.
 ROUTE, THRIVE & ENTITY also compliant with:
 CPSC 16 CFR 1203: The North American bicycle helmet safety standard.
 CE (EN1078): The European bicycle and skateboard helmet safety standard.





DIVERSION

K2's flagship model is best-in-class for all key helmet elements including fit, function and style. User-regulated ventilation for the desired temperature and airflow is made possible by the Dual Active Matrix Venting system. Beyond customizing ventilation, users also achieve a customized head fit with evenly distributed pressure through integration of the 360 K2dialed™ Fit System. Complete with the Level 3 K2 Baseline Audio System, the Diversion has all your helmet needs covered.

Construction:	Hybrid
Sizes:	Small (51-55cm), Med (55-59cm), L/XL (59-62cm)
Colors:	Gray, Orange, Black
Weight:	430g
Features:	Dual Active Matrix Venting, 360 K2Dialed™ Fit System, washable Full-Wrap Liner System, Level 3 K2 Baseline Audio System
Certification:	ASTM F2040, EN1077:2007 CLASS B



ROUTE

For a helmet that won't weigh you down or make you overheat, look no further than the new Route from K2. Debuting as the lightest snow helmet on the market, this highly ventilated, extremely lightweight and incredibly versatile helmet has a lot to offer. Ear pads and side-mounted clips (for goggles and headlamp) are all removable, tool-free. The Boa® FS360 fit system will cradle your head whether you choose to wear a thin beanie or not.

Construction:	In-Mold
Sizes:	Small (51-55cm), Med (55-59cm), L/XL (59-62cm)
Colors:	Black, Green, White
Weight:	320g
Features:	Passive Channel Venting, 360 BOA Dialed Fit System, Tool Free Removable Goggle & Headlamp Clips, Removable Earpads
Certification:	CPSC 16 CFR 1203, EN1078: 2012, ASTM F2040, EN1077:2007 CLASS B





RIVAL & RIVAL PRO

The fine art of simplicity takes on a style of its own without contributing additional weight. The minimalist design of the Rival leaves the helmet feeling light as air and unobtrusive, but comfortable and protective.

Construction:	In-Mold
Sizes:	Small (51-55cm), Med (55-59cm), L/XL (59-62cm)
Rival Colors:	Black, Sand, Green
Rival Pro Colors:	Black, Gray, Black/Blue, Red, Blue
Weight:	394g
Features:	Passive Channel Venting, 360 K2dialed™ Fit System, Washable Full-Wrap Liner System, Level 3 K2 Baseline Audio System (Rival Pro only)
Certification:	ASTM F2040, EN1077:2007 CLASS B



PHASE PRO

Sean Pettit's go-to helmet for all the right reasons. The low profile design keeps the overall weight light and the style clean. Ultimate comfort is discovered with the combination of excellent ventilation due to the Active Matrix Ventilation and the perfect fit of the K2dialed™ Fit System. The seamlessly integrated K2 Baseline Audio System keeps your music flowing all day long.

Construction:	Hard Shell
Sizes:	Small (51-55cm), Med (55-59cm), L/XL (59-62cm)
Colors:	White, Blue, Brick, Brick, Lime, Black/Red, Grey
Weight:	490g
Features:	Active Matrix Ventilation, K2dialed™ Fit System, washable Full-Wrap Liner System, Tool free removable goggle strap, Level 3 K2 Baseline Audio System
Certification:	ASTM F2040, EN1077:2007 CLASS B





THRIVE

The progression toward achieving a low-profile design without compromising any protection finally meets supremacy in a hard shell helmet. The Thrive is clean and simple with the inconspicuous but well performing Passive Channel Venting. But when put on, it is souped-up with the K2Dialed Fit System and a washable Full-Wrap Liner System for optimal fit and comfort.

Construction:	Hard Shell
Sizes:	Small (51-55cm), Med (55-59cm), L/XL (59-62cm)
Colors:	Sand, Black, Blue, Gray, Green, White
Weight:	500g
Features:	Passive-Channel Ventilation, K2Dialed™ Fit System, washable Full-Wrap Liner System, Tool free removable goggle clip, Summer Pad Kit
Certification:	CPSC 16 CFR 1203, EN1078:2012, ASTM F2040, EN1077:2007 CLASS B



RANT

The skate-inspired Rant translates a minimalist design from the skate park to the terrain park. Featuring a low-profile brim and optimal goggle compatibility, the Rant keeps your noggin covered while you put all the movements, jumps, stunts and tricks you've visualized into motion in the park and all over the mountain.

Construction:	Hard Shell
Sizes:	Small (51-55cm), Med (55-59cm), L/XL (58-61cm)
Colors:	Black, White, Green, Blue
Weight:	530g
Features:	Passive-Channel Ventilation, Snap-Strap Fit System, washable Full-Wrap Liner System, polymer goggle clip
Certification:	ASTM F2040, EN1077:2007 CLASS B





VIRTUE

Arriving at the corner of style and comfort with a perfect fit and great performance is the Virtue, a favorite among females. It's the answer to all-day performance in a lightweight design. Featuring Dual Active Matrix Venting for customized ventilation, 360 K2dialed Fit System for the perfect fit, and Level 3 K2 Baseline Audio System to keep you connected without having to take your gloves off.

Construction:	Hybrid
Sizes:	Small (51-55cm), Med (55-59cm)
Colors:	White, Black
Weight:	430g
Features:	Dual Active Matrix Venting, 360 K2dialed™ Fit System, washable Full-Wrap Liner System, Level 3 K2 Baseline Audio System
Certification:	ASTM F2040, EN1077:2007 CLASS B



WHITE



BLACK



ALLY & ALLY PRO

The lightest helmet in the women's collection, designed for ladies who want a lightweight, low-profile option that simply looks good and fits great. For smaller head sizes, you can officially graduate from wearing little kid helmet sizes and enter helmet adulthood with the new Ally XS size offering.

Construction:	In-Mold
Ally Sizes:	X-Small (48-51cm), Small (51-55cm), Medium (55-59cm)
Ally Colors:	White
Ally Pro Sizes:	Small (51-55cm), Medium (55-59cm)
Ally Pro Colors:	Burgundy, White, Black
Weight:	394g
Features:	Passive-Channel Venting, 360 K2dialed™ Fit System, washable Full-Wrap Liner System, Level 3 K2 Baseline Audio System(Ally Pro Only)
Certification:	ASTM F2040, EN1077:2007 CLASS B



BURGUNDY PRO



WHITE PRO



BLACK PRO



WHITE



EMPHASIS

The clean Hard-Shell design of the Emphasis gives you all the comfort and durability you need with the style you want. Keep a cool head on the lift or on the slopes by opening or closing the front vents with the flip of a switch.

Construction:	Hard Shell
Sizes:	Small (51-55cm), Med (55-59cm)
Colors:	Pink, Black, Plum Gray
Weight:	490g
Features:	Active Matrix Ventilation, K2Dialed™ Fit System, washable Full-Wrap Liner System, Tool free removable goggle strap, Level 3 K2 Baseline Audio System
Certification:	ASTM F2040, EN1077:2007 CLASS B



PINK



BLACK



PLUM GRAY



Andy "The Mayor of Yakima" Mahre comes through at the end to claim a victory at the First Annual Kamp K2 Pie Eating Contest by chowing his way through 14 pies. There were numerous claims Andy cheated as his fingers were reportedly observed by numerous witnesses to be slathered in berries. The claims were unsubstantiated as Andy licked his fingers clean before the judge's inspection.



ILLUSION

The Illusion offers extraordinary protection, durability and comfort from an in-mold design at an exceptional value. This helmet is as light weight and agile as your little ripper.

Construction:	In-Mold
Sizes:	XS (48-51 cm), Small (51-55cm) – Unisex
Colors:	Black, White, Orange
Weight:	368g
Features:	Passive-Channel Ventilation, K2dialed™ Fit System, washable Full-Wrap Liner System, Side Goggle Retention Clips
Certification:	ASTM F2040, EN1077:2007 CLASS B



ORANGE



WHITE



BLACK



ENTITY

Beyond its fun style and high performance, the kids approve and parents enjoy the cyclical benefits of the K2dialedFit System, intelligently designed to adjust season after season as your kids' noggins continue to grow.

Construction:	Hard Shell
Sizes:	XS (48-51cm), Small (51-55cm) – unisex
Colors:	Black, White, Green
Weight:	480g
Features:	Passive-Channel Ventilation, K2dialed™ Fit System, washable Full-Wrap Liner System, Side Goggle Retention Straps, Summer Pad Kit
Certification:	CPSC 16 CFR 1203, EN1078:2012, ASTM F2040, EN1077:2007 CLASS B



GREEN



WHITE



BLACK




GOGGLE TECHNOLOGY

The technology behind K2's goggle collection delivers topline performance with superior lens and frame designs. The perfect integration between face, helmet and goggles is achieved through different face foam densities, frame designs and adjustability for ultimate comfort, fit, helmet compatibility and performance. Introducing fresh designs in the 2014/15 collection, K2 welcomes large format lens with semi-rimless frames for enhanced peripheral views with modern style.

HELMET COMPATIBILITY

HELMET-COMPATIBLE DESIGNS ENSURE SEAMLESS HELMET/GOGGLE INTERACTION

- 1 K2 helmet-driven topline design for a seamless fit
- 2 Triple silicone-backed straps that keep your goggles firmly in place
- 3 Custom engineered strap brackets that optimize goggle/helmet fit



MEN'S FRAMES

- 1 K2 helmet-driven topline design for unrivaled helmet compatibility and comfort.
- 2 Custom-engineered strap bracket.
- 3 Minimalist external bridge structure for maximum lower field of vision.
- 4 Slotted nose bridge design for true fit and comfort.



WOMEN'S FRAMES

- 1 K2 helmet-driven topline design for ultimate helmet compatibility and comfort.
- 2 Softened frame design for visual balance.
- 3 Rounded ocular-based frame design for maximum lateral field of vision.
- 4 Slotted nose bridge design for optimal comfort and fit
- 5 Elongated cheek-bone design.



DUAL DENSITY + ULTRAPLUSH MICRO FLEECE

Two densities of foam provide both comfort and stability, while K2's UltraPlush Micro Fleece fabric delivers the highest level of coziness for your cheeks.



DUAL DENSITY + MICRO FLEECE

Two densities of foam provide both comfort and stability that is topped off with comfy Micro Fleece fabric.



SINGLE DENSITY + MICRO FLEECE

Premium grade compression foam with a fleece laminate keeps snow out and your goggles comfortably seated on your face.



SINGLE DENSITY

Premium grade compression foam bonded to the frame. No more and no less than everything you need to keep your focus on the hill and away from a bad goggle day.

LENS TECHNOLOGY

All K2 lenses are double layer spherical hard-coated lenses, with industry leading anti-fog treatments, 100% UVA/B/C protection, and Grade 1 certified optics. K2 Goggles use high performance lenses for enhanced vision and style. Featuring Lenses by ZEISS and Ri-Pel coatings, K2 Goggles use trusted technology for maximum performance and field of vision in any condition.



Ri-Pel® is a hydrophobic coating that is applied to each one of our ZEISS lens offerings. It is designed to minimize scratching and smudging, expel residue from water, sweat, and fingerprints as well as enhance overall visibility. Ri-Pel offers the necessary lens protection to keep you on the hill all day long in any condition.

LENSES BY ZEISS

The creators of some of the world's most advanced optics bring their incredible quality and experience to the optics of K2 goggles. Each lens is made of a tough polycarbonate and treated with a hard coating for superior performance and extreme scratch resistance.

Sonar™ by ZEISS®

A new lens tint in the Tripic mirror category designed specifically to offer maximum contrast and visibility across the largest possible range of light conditions. If you want one lens that works great in nearly all light conditions, look no further than our SONAR Lenses by ZEISS.

	S4 < 9% VISIBLE LIGHT TRANSMISSION	S3 9-16% VISIBLE LIGHT TRANSMISSION	S2 20-28% VISIBLE LIGHT TRANSMISSION	S1 48-65% VISIBLE LIGHT TRANSMISSION	S0 >65% VISIBLE LIGHT TRANSMISSION
OCTIC MIRROR	LENSES BY ZEISS GRAY/YELLOW OCTIC MIRROR VLT 6%	LENSES BY ZEISS BROWN/GREEN OCTIC MIRROR 14%	LENSES BY ZEISS GREY/RED OCTIC MIRROR 25%	LENSES BY ZEISS BURNT ORANGE/BLUE OCTIC MIRROR 65%	
				LENSES BY ZEISS BLUE/INFRARED OCTIC MIRROR 49%	
				LENSES BY ZEISS PINK/PINK OCTIC MIRROR 65%	
TRIPIC MIRROR		LENSES BY ZEISS GREY/METHANE SILVER TRIPIC MIRROR 16%	LENSES BY ZEISS GREY/RED TRIPIC MIRROR 24%	LENSES BY ZEISS YELLOW/GUN BLUE TRIPIC MIRROR 46%	
		LENSES BY ZEISS BROWN/GREEN TRIPIC MIRROR 10%	LENSES BY ZEISS PINK/SILVER TRIPIC MIRROR 28%	LENSES BY ZEISS VERMILLION/METHANE SILVER TRIPIC MIRROR 47%	
		SMOKE/SILVER TRIPIC MIRROR 14%	LENSES BY ZEISS SONAR/SILVER TRIPIC MIRROR 28%	YELLOW/SILVER TRIPIC MIRROR 60%	
		SMOKE RED TRIPIC MIRROR 11%	LENSES BY ZEISS BLUE/PINK TRIPIC MIRROR 21%		
BIOPIC			LENSES BY ZEISS BROWN BIOPIC 22%	LENSES BY ZEISS VERMILLION BIOPIC 54%	CLEAR 90%
			LENSES BY ZEISS GREY BIOPIC 25%	ORANGE BIOPIC 54%	
			BROWN BIOPIC 28%		



LENSES BY
ZEISS RI-PEL®

PHOTOKINETIC & PHOTOKINETIC PRO

← SUPERIOR SHRED VISION →

Leading the pack with its first-class style and performance for its second year, the PhotoKinetic and PhotoKinetic Pro feature a technical frame design to house the premium Lenses by ZEISS. This goggle is highly acclaimed for its style, maximum field of view and excellent helmet compatibility.

Lens Options:	Octic Mirror, Tripic Mirror, Sonar by ZEISS
Lens Coating:	Ri-Pel
Face Foam:	Dual Density with UltraPlush Micro Fleece
Strap:	Triple Silicone
Standard Frame Colors:	Matte Black, Gloss Black, Blue, Green, Sand
Pro Frame Colors:	Pro Blue



LENSES BY
ZEISS RI-PEL®

PHOTOPHASE

← MINIMALIST DESIGN, MAXIMUM VISION →

Performance-focused and minimalistic-driven, the PhotoPhase delivers an array of options for those looking for a mirrored or non-mirrored lens. With an expanded and diverse collection of color-ways to choose from, you'll have plenty of options to merchandise with your favorite K2 helmet.

Lens Options:	Tripic Mirror, Biopic Lenses by ZEISS
Lens Coating:	Ri-Pel
Face Foam:	Dual Density with Micro Fleece
Strap:	Triple Silicone
Standard Frame Colors:	Matte Black, Red, Blue and Sand



PRO BLUE
25% GREY/RED OCTIC MIRROR



GLOSS BLACK
65% OCTIC BURNT ORANGE/BLUE



SAND
16% TRIPIC GREY METHANE SILVER MIRROR



RED
24% TRIPIC GREY/RED MIRROR



MATTE BLACK
47% TRIPIC VERMILLION METHANE SILVER



46%
TRIPIC YELLOW/GUN BLUE MIRROR



14%
OCTIC BROWN/GREEN MIRROR



25%
OCTIC GREY/RED MIRROR



49%
OCTIC BLUE/INFRARED MIRROR



28%
TRIPIC SONAR METHANE SILVER



47%
TRIPIC VERMILLION METHANE



46%
TRIPIC YELLOW/GUN BLUE



47%
TRIPIC VERMILLION METHANE



25%
BIOPIC GREY



MATTE BLACK
6% OCTIC GREY/YELLOW MIRROR



BLUE
25% OCTIC GREY/RED MIRROR



GREEN
25% OCTIC GREY/RED MIRROR



BLUE
10% TRIPIC BROWN/GREEN



SAND
22% BIOPIC BROWN



65%
OCTIC BURNT ORANGE/BLUE MIRROR



16%
TRIPIC GREY METHANE SILVER MIRROR



6%
OCTIC GREY/YELLOW MIRROR



46%
TRIPIC YELLOW/GUN BLUE



54%
BIOPIC VERMILLION



28%
TRIPIC SONAR METHANE SILVER



65%
OCTIC BURNT ORANGE/BLUE



PHOTOANTIC DLX

A NEW WINDOW FOR YOUR STYLE

With a large format lens, the all new PhotoAntic DLX provides unmatched style and field of vision at a price that will let you spend more on lift tickets and less on goggles. With Micro Fleece lined face foam and crisp Category 1 spherical lens optics, this goggle has everything you need to take in the views, spot your line and your landing in any condition.

Lens Options:	Triptic Mirror
Face Foam:	Single Density with Micro Fleece
Strap:	Triple Silicone
Frame Colors:	Gloss Black, Gloss Yellow



GLOSS BLACK
14% TRIPIC SMOKE SILVER MIRROR



GLOSS YELLOW
11% TRIPIC SMOKE RED MIRROR



60%
TRIPIC YELLOW SILVER



60%
TRIPIC YELLOW SILVER



PHOTOANTIC

A SIMPLE, CLEAR VIEWPOINT

Only the features you need and nothing more to keep you looking good, and seeing well anywhere on the hill. With the crystal clear optics that only a spherical lens can provide, you won't find a better value anywhere.

Lens Options:	Biopic
Face Foam:	Single Density with Micro Fleece
Strap:	Woven
Frame Colors:	Black, Crystal Blue



BLACK
28% BIOPIC BROWN



CRYSTAL BLUE
28% BIOPIC BROWN



46%
BIOPIC ORANGE



54%
BIOPIC ORANGE



90%
CLEAR



LENSES BY
ZEISS RI-PEL®

CAPTURA / CAPTURA PRO

PRECISION OPTICS, STYLE & COMFORT

Distinguished as our highest performance goggle designed exclusively for women. Lenses by ZEISS offer world class optics and aesthetics that shine when placed among the sophisticated shape of the Captura frame. Name any color of the rainbow and it's sure to be found across the wide spectrum of Captura color-ways.

Lens Options:	Octic Mirror, Tripic Mirror, Sonar by ZEISS
Pro Lens Options:	Octic Mirror & Tripic Mirror
Lens Coating:	Ri-Pel
Face Foam:	Dual Density with UltraPlush Micro Fleece
Strap:	Triple Silicone
Standard Frame Colors:	Gloss Black, Gloss White, White/Burgundy, Tribe
Pro Frame Colors:	Pro Blue



LENSES BY
ZEISS RI-PEL®

SIRA

CLEAN STYLE THAT'S ABOVE THE FOG

Designed to match the needs of a female face, the Sira offers ladies a simple and refined solution to all your optical needs this winter.

Lens Options:	Tripic Mirror	Lenses by ZEISS
Lens Coating:		Ri-Pel
Face Foam:	Dual Density with UltraPlush Micro Fleece	
Strap:	Triple Silicone	
Standard Frame Colors:	Gloss Black, Blue	



PRO WHITE/PURPLE FADE
49% OCTIC BLUE/INFARED MIRROR



28%
TRIPIC PINK/SILVER MIRROR



TRIBE
14% OCTIC BROWN GREEN MIRROR



49%
OCTIC BLUE/INFARED MIRROR



28%
TRIPIC PINK/SILVER MIRROR



GLOSS WHITE
49% OCTIC BLUE/INFARED MIRROR



65%
OCTIC PINK/PINK MIRROR



28%
TRIPIC SONAR METHANE SILVER



GLOSS BLACK
65% OCTIC PINK/PINK MIRROR



25%
OCTIC GREY/RED MIRROR



WHITE/BURGUNDY
16% TRIPIC GREY/METHANE MIRROR



21%
TRIPIC BLUE/PINK MIRROR



BLUE
28% TRIPIC PINK/SILVER MIRROR



47%
TRIPIC VERMILLION METHANE MIRROR



GLOSS BLACK
21% TRIPIC BLUE/PINK MIRROR



28%
TRIPIC PINK/SILVER MIRROR



Ski Pole Archery

AT KAMP K2, WE TEACH PRECISE AND ACCURATE POLE PLANTING THROUGH OUR SKI POLE-ARCHERY TRAINING FACILITY

At Kamp K2, we teach precise and accurate pole planting through our ski pole-archery training facility. It's easy to plant your pole hap-hazardly as you make your way down the slopes, but have you ever hit the mark or nailed a bull's eye? We bet not. Our critically acclaimed program has helped some of the finest bowman in the game. After a week at Kamp, we will have you hitting the mark every time you plant your pole.



POLE CONSTRUCTION



AIRFOIL CARBON SHAFT

The swing weight of a pole is affected by wind resistance while skiing and becomes exponentially greater with speed. The AirFoil shaped shaft is the most efficient cross-section shape possible to reduce wind resistance. It is tested to generate less drag and resistance than a 14mm shaft, with the strength/stiffness of a 16mm pole shaft.



CARBON/ALU HYBRID COMPOSITE

First of its kind, an aluminum shaft is wrapped with a Triax carbon outer laminate. The two materials combine to create an unparalleled weight/stiffness/durability ratio.



TRIAX CARBON TECH

K2's Triax Technology is the controlled process of winding carbon fibers at a 60 degree angle around the outside of the shaft for a thin (1.4mm), lightweight design. The external TRIAX fibers reinforce and control the uni-directional fibers of the pole, creating a more durable/stiff shaft.



COMPOSITE

Full composite construction is our most durable construction. This construction is a great combination of cost, weight and durability.



ALUMINUM

The high strength 7075 and 6061 aircraft aluminum creates a seamless tubing shaft for a durable alternative to our composite shafts.

POLE TECHNOLOGIES



ASYMMPRO GRIP/STRAP

The most ergonomic, comfortable and easy to use grip/strap combination that works together in a true right/left shape for the perfect fit. The contours of the grip match each hand for support and contain a unique relief area under the palm where the strap rests to reduce bulk. The "set it and forget it" adjustable strap freely wraps the wrist and hand without any hard buckle or fasteners



DUAL INJECTION GRIPS

The grips are designed with a small profile core that is over-molded with a thicker, softer outer layer that allows for a comfortable, secure feel.



ERGO RUBBER GRIP TOPS

A soft rubber top has been added for comfort and extra grip while palming the grip in the lift line or pushing on the cat-tracks.



FLIP JAW REVERSE ADJUST

This pole length adjustment system uses a smaller diameter shaft for the upper, and larger, more durable diameter for the lower, hiding the adjustment mechanism below the grip at its shortest length.



FREERIDE GRIP

The new versatile grip combines a small diameter park grip, an all mountain traditional grip and a backcountry-focused grip, into one design. The small diameter makes it easy to hold, while the larger fore and aft supports on either end of the grip keep your hand in place. The front grip hook groove is perfect for lifting ski boot levers or heel risers while touring.




POWER 10 AIRFOIL YELLOW

POWER 10 AIRFOIL BLACK

POWER 10 AIRFOIL

The highest performing, feature-rich pole design of the collection, the Power 10 debuts the all-new AirFoil carbon shaft. The Power 10 is designed to reduce wind drag and overall weight. It's reinforced with a triax outer wrap for added strength and stiffness. The poles also debut the AsymmPro Grip and Strap combination, the most ergonomic, comfortable and easy to use design seen in poles.

Features: Carbon/Alu Hybrid Composite, Asymmetrical Ergo Grip, Airfoil Shaft, Aluminum ring webbed hardsnow basket
 Sizes: 42-52inches (105-130cm)
 Colors: Black, Yellow



POWER 9 ORANGE

POWER 9 BLACK

POWER 9

Beyond the benefits of being feather light with a carbon construction, the Power 9 poles are wrapped with a triax technology for ultimate strength and stiffness, necessary for maximum performance.

Features: Carbon Triax Construction, Utility Hook Freeride Grip, Freeride Basket

Sizes: 42-52inches (105-130cm)
 Colors: Black, Orange



POWER 8 FLIPJAW BLUE

POWER 8 FLIPJAW BLACK

POWER 8 FLIPJAW

The pole that adjusts to match any condition no matter where you are on the mountain. This Freeride focused pole is made of 7075 high strength aluminum and uses the LockJaw 2 clamp in an upside down format in order to keep the clamp high, reduce swing weight and increase stiffness.

Features: 7075 Aluminum Construction, Utility Hook Freeride Grip, Reverse Flipjaw Length Adjustment, Freeride Basket.
 Sizes: 44-54 inches (110-135cm)
 Colors: Black, Blue



POWER 8 BLACK


POWER 8 ORANGE

POWER 8

Add some spice to your set up with the bright color options presented by the stiff and durable Power 8 poles. You'll be ready to go every day with "set it and forget it" straps.

Features: 7075 Aluminum Construction, Rubber Overmold Grip, Velcro Adjustable Strap

Sizes: 42-52 inches (105-130cm)
 Colors: Black, Orange



POWER 7 GRAY

POWER 7 GREEN

POWER 7 BLUE

POWER 7

The go-to poles for lapping runs at the resort with a durable composite construction, lightweight design and secure but comfortable grip.

Features: 100% Composite Construction, Rubber Grip, Hard Snow Basket

Sizes: 44-54 inches (110-135cm)
 Colors: Gray, Blue, Green



POWER 6 SILVER

POWER 6 BLACK

POWER 6

Delivering all the basics you are looking for in a pole, from strength and comfort to the best value on the slopes.

Features: 6061 Aluminum Construction, Performance Grip, Hard Snow Basket

Sizes: 44-54 inches (110-135cm)
 Colors: Black, Silver

WOMEN'S SPECIFIC-DUAL INJECTION GRIPS

This unique dual injection grip design creates a small profile core that is over-molded with a thicker, softer outer layer, providing a comfortable, secure feel.



STYLE 9 BRIGHT BLUE



STYLE 9 BLACK



STYLE 8 PINK



STYLE 8 GOLD



STYLE 7 WHITE



STYLE 7 GRAY



STYLE 6 WHITE



STYLE 6 SILVER

STYLE 9

The lightest pole in the Style series with the Carbon Triax construction, the Style 9 pole is perfect for an aggressive all mountain skier.

Features: Carbon Triax Construction, Women's Reduced Diameter Grip, Hard Snow Basket

Sizes: 40-48 inches (100-120cm)
Colors: Black, Blue

STYLE 8

The Freeride-focused Style 8 pole has an all-aluminum shaft giving it the strength it needs with the weight you want.

Features: 7075 Aluminum Construction, Low Profile Grip, Freeride Basket

Sizes: 38-48inch (95-120cm)
Colors: Gold, Pink

STYLE 7

The style 7 is 100% composite material with a reduced size grip to fit more ergonomically for women.

Features: 100% Composite Construction, Woman's Reduced Diameter Grip, Hard Snow Basket

Sizes: 40-48 inches (100-120cm)
Colors: Gray, White

STYLE 6

The all-aluminum body of the Style 6 pole makes for a strong pole at a great price.

Features: 6061 Aluminum construction, Performance Grip, Hard Snow Basket

Sizes: 40-48 inches (100-120cm)
Colors: Silver, White



SPROUT BOYS SILVER

SPROUT GIRLS WHITE

SPROUT BOY'S AND GIRL'S

Available in boys' and girls' graphics, the Sprout features a twisting adjustment mechanism under the grip that is easy to use and allows the pole to grow with your grom.

Features: 6061 Aluminum Construction, Rubber Grip, Hard-Snow Baskets, Adjustable Webbing Straps
 Sizes: 30-42 inches (75-105 cm) Adjustable
 Colors: Silver, White



DECOY BLACK

CHARM PINK

DECOY/CHARM

Offered in boys' and girls' specific colorways, the Charm and Decoy come with a durable aluminum shaft and a comfortable smaller grip for junior-sized gloves.

Features: 6061 Aluminum Construction, Rubber Grip, Hard-Snow Baskets
 Sizes: 30-42 inches (75-105 cm)
 Colors: Black, Pink





LOCKJAW CARBON CARBON

LOCKJAW CARBON/CARBON PROBE

More than just an ultra lightweight, all carbon extendable pole. The features of this multifunctional tool will help you analyze snowpack and terrain, ultimately helping you to make better decisions in the backcountry.

Features: Backup Probe, LockJaw2 Adjustment Mechanism, Carbon Upper and Lower, Bubble Inclinometer, Ultra Lightweight Adventure Grip with Utility Hook, EVA Grip Extension, Molded Strap Technology, Webbed Powder Baskets.
Lower shafts screw together to form a 200cm (78 inches) backup probe
Sizes: Adjustable 105-145 cm (42-58 inches)



LOCKJAW CARBON ALUMINUM

LOCKJAW CARBON/ALUMINUM

A lightweight, multipurpose adventure pole with a Carbon upper shaft and aluminum lower, designed to deliver performance on your next adventure.

Features: LockJaw2 Adjustment Mechanism, Carbon Upper and 7075 Aluminum Lower, Bubble Inclinometer, Ultra Lightweight Adventure Grip with Utility Hook Powder Baskets.
Sizes: Adjustable 105-145 cm (42-58 inches)



SPEEDLINK 4

SPEEDLINK 4

The 4-piece pole not only extends and retracts in lightning speed, but also pushes industry standards when it comes to minimum packable volume. Engineered with the LockJaw2 clamp and self-securing locking pins to extend and retract on the fly, without taking off your gloves.

Features: 7075 Aluminum, LockJaw2 Adjustment Mechanism, Bubble Vial Inclinometer, Ultra Lightweight Grip with Utility Hook, Sewn Ergo Straps, EVA Grip Extension, Powder Baskets.
Sizes: Adjustable 105-130 cm (42-52 inches)



WOMEN'S LOCKJAW CARBON / ALUMINUM

WOMEN'S LOCKJAW CARBON/ALUMINUM

Designed exclusively for women, this lightweight, multipurpose adventure pole, has all the features of the Carbon/Carbon version, but with a more durable aluminum lower shaft.

Features: LockJaw2 Adjustment Mechanism, Carbon Upper and 7075 Aluminum Lower, Women's-Specific Lightweight Adventure Grip with Utility Hook, EVA Grip Extension, Bubble Inclinometer, Powder Baskets.
Sizes: Adjustable 90-130 cm (36-52 inches)



LOCKJAW ALUMINUM

LOCKJAW ALUMINUM EVA

LOCKJAW ALUMINUM

Durable and value-focused, this version of the LockJaw features 7075 Aluminum shafts with the same convenient adjustability and features as the higher end models. Available with or without EVA grip and grip extensions.

Features: LockJaw2 Adjustment Mechanism, 7075 aluminum, BackSide Dual Injection Grip with Utility Hook, EVA Grip Extension, Inclinometer, padded adjustable strap, Powder Baskets.
Sizes: Adjustable 105-145 cm (42-58 inches)





Outdoor Adventures

THE ADVENTURE BEGINS AS SOON AS YOU STEP OUT OF THE DOOR.
PREPARE YOURSELF WITH ALL THE TOOLS NEEDED FOR SURVIVING A DAY
IN THE PACIFIC NORTHWEST.

Up a creek without a paddle? K2 has a full array of tools to support you on any adventure. We have shovels for shoveling, float packs for floating, probes for probing, skins for skinning and a Shaxe for ...? K2 has the tools to prepare you for any adventure, big or small, so that you are safe outdoors and ready for any surprise that comes your way.



OUR BACKSIDE TOOLS PHILOSOPHY

To create dependable, multi-functional backcountry tools that allow the user to carry less, do more and travel safer.



AVALANCHE PROBES

Although they're as light as anything you'll find in the market, we're most proud of the fact that they're amongst the strongest and the stiffest available, making them less prone to deflecting and breaking in hard, uneven avalanche debris. Available in either a super lightweight carbon or durable aluminum construction, both are offered in either 230cm or 300cm lengths.

Length:	Extended 300cm/Packed size: 42cm or Extended 230cm/Packed size: 42cm
Weight:	300cm Carbon: 290g, 230cm Carbon: 230g, 300cm Alu: 360g, 230cm Alu: 280g



RULER

1 cm markings for precise recording of snow pit data.



BACKSIDE AUTO LOCK

Secure auto-locking hardware and non-slip textured shaft allow for easy assembly with gloved hands.



TRIGGER PULL HANDLE

A secure handle for deployment of the probe also keeps the probe packaged neatly when not in use.



**THE SHAXE
RESCUE SHOVEL PLUS ICE AXE**

What do you get when you combine an ice axe and a K2 Rescue Shovel Plus? The Shaxe, of course! The rescue shovel comes with an interchangeable ice axe head that meets CE standards for B-rated ice axes. It will save weight and space in your pack, and comes with the rescue kit hardware for sled construction.

Weight:	Shovel Only- 670 grams, Ice Axe Head only- 180 grams Ice Axe Head Pouch- 300 grams, Ice Axe only- 365 grams,
Dimensions:	Ice Axe- 50cm long (19 3/4") Shovel Handle Length- 41 cm (16") Shovel Blade- 25cm X 28cm (9 1/2" X 11")



RESCUE SHOVEL

Does everything our Rescue Shovel Plus does—works as a hoe, deadman anchor or stove platform—but doesn't come with the hardware for building a rescue sled. You can add the Rescue Kit hardware later if desired.

Weight:	795g
Handle Length:	Extended 64cm (25 1/4"), Collapsed 41cm (16")
Blade Dimensions:	25cm x 28cm (9 1/2" x 11")



HOE MODE

Shovel blade can be used at a 90-degree angle to extract snow and is ideal for shovel shear tests (Rescue Shovel and Rescue Shovel Plus only).



RESCUE SLED

All shovel parts can be used to build a backcountry rescue sled. The Rescue Kit, the Rescue Shovel Plus and Rescue Shovel Plus Ice Axe all come with the hardware included in the shaft or pouch.



RESCUE SHOVEL PLUS

Durability builds trust, a key component of our backside collection. Combining the powers for utility and durability, the Rescue Shovel Plus features a heat-treated aluminum platform and 7075 shaft to host the multi-uses of shoveling, hoe mode, an emergency sled, a deadman anchor or a flat platform for your stove.

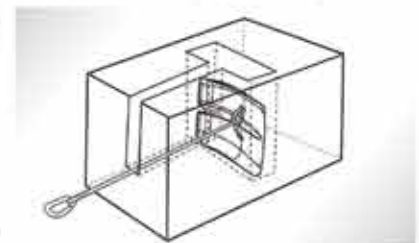
Weight:	795g
Handle Length:	Extended 64cm (25 1/4"), Collapsed 41cm (16")
Blade Dimensions:	25cm x 28cm (9 1/2" x 11")



SPEED SHOVEL

Built with a lightweight "T" handle for comfort and efficiency, but with the same durable blade and shaft construction of our Rescue Shovel. The ideal minimalist, lightweight solution to your shoveling needs.

Weight:	700g
Handle Length:	Extended 64cm (25 1/4"), Collapsed 41cm (16")
Blade Dimensions:	25cm x 28cm (9 1/2" x 11")



DEAD MAN ANCHOR

Removing the flat blade from the shovel and attaching a sling or accessory cord to it provides a sturdy anchor in the backcountry.

BACKSIDE TOOLS FOR ADVENTURE FLOAT

INTRODUCING K2 FLOAT BAGS

Preventing or minimizing burial depth is a key component to reducing avalanche fatalities. The majority of time in an avalanche rescue is spent on excavating the victim. An airbag is intended to keep you at or near the surface, provide additional trauma protection and minimize excavation time. For the introduction of airbags in the 2014/15 collection, K2 teamed up with BCA to integrate a proven Float system into high quality packs designed for the K2 Skier or Snowboarder.

FLOAT BAG TECHNOLOGY

The Float systems use 2,700psi compressed air, a single-chamber airbag and a patented super-efficient venturi system. It is strategically positioned behind the head and away from the hips and arms for clear peripheral vision. The airbag is re-packable by the user after deployment and the air cylinder is refillable at any K2/BCA certified refill location.



BACKSIDE TOOLS FOR ADVENTURE FLOAT 15 / 30

Focusing on designing a pack that makes touring in the backcountry more enjoyable, the K2 Backside team emphasized efficient carrying and organization of the most common backcountry necessities, a comfortable fit and eliminating all excess straps, clips and buckles. The result is a clean, comfortable pack that efficiently uses all the volume to easily fit your gear and to keep all the weight as close to your back as possible. Both the 15 and 30 bags were designed to perfectly accommodate the avy tools required no matter the size of the tour, the only difference between the two is the size of the main compartment for additional items and pack space.

Features: Float airbag system integrated, Easy access to organized main compartment dry storage without removing straps or buckles, Diagonal ski carry, Vertical snowboard carry, Exterior axe and pole storage, Comfort padded shoulder straps
 Sizes: 15 Liters, 30 Liters
 Colors: Black (30L) and Silver (15L)

K2 FLOAT BAG TECHNOLOGY:



HELMET HOLDER

Helmet sling easily deploys from velcro pocket and can be used in standard location or diagonal ski carry location at the upper right corner.



ICE AXE SHEATH

Clean and simple ice axe storage with the pick in protective sheath.



GOGGLE POCKET

Unique fleece lined goggle pocket allows for easy access to your goggles without completely taking off your pack. Goggles slide into the arced pocket opening with the lenses matching the contoured back panel shape. When not in use for goggles the pocket will store a 32oz / 1 Liter water bottle for easy access.



WAIST BELT STASH POCKET

On both sides of the waist belt the stash pockets hold things you need to get to quickly while on the move: tools, gloves, energy bar or a camera.



HYDRATION SLEEVE

The trigger and hydration hose can be used on alternate shoulders and may be switched for personal preference. The hydration sleeve is insulated to keep the fluid flowing and uses a double zipper so you can locate the valve where you want it with minimal exposure to the cold.



INTERNAL TOOL HOLDER

Large wet storage tool pocket stores avy tools and climbing skins. The long pocket length and full length zip makes for easy in and out of climbing skins without having to fold them more than twice. Dedicated tool sleeves have heavy-duty tarpaulin bottom caps to protect the tools and the pack. A bottom moisture drain hole doubles as a large ice axe storage to allow the shaft and spike to protrude below the pack and stay clear of the air bag.

MOLDED BACK PANEL

Shaped back panel is designed to naturally match the contour of your back for best possible off the shelf fit, supported by reinforced metal stays which can be formed for a customized fit.





CLIMBING SKINS

Skins come in both Pre-Cut and Trim-to-Fit versions and are designed to work seamlessly with our new Tip/Tail Skin Grommets. Our offset skin trimming tool cuts skins to the correct width on the first cut, and is included with all Trim-To-Fit skins (k2skis.com/skin-cutter).

ADDITIONAL TECH



PRE CUT SKINS

Precision-cut skins are ready to tour right out of the box.



TRIM TO FIT SKINS

Available in 125mm and 150 mm widths. Trim-to-Fit skins come with our Offset Skin Cutter that makes trimming skins quick and easy. These skins will accommodate all of our skis that come with skin-compatible tip/tail hardware.



Z CLIP ATTACHMENT

A secure, self-centering attachment that reduces weight and speeds up transitions.



ADJUSTABLE TAIL STRAP

The tail strap keeps your skins secure and centered. Because the attachment sits on top of the ski, it eliminates drag and friction, providing improved glide for maximum efficiency.



MOHAIR BLEND SKINS

Our Mohair blend is 70% natural Mohair and 30% nylon fibers. This creates our best gliding skin with the durability required to last multiple seasons. Available in select Pre-Cut models and 125mm /150mm wide Trim-To-Fit models.



SKIN CUTTER

Our Skin Cutter comes with K2's Trim-to-Fit skins to make the process easy, fast and in the convenience of your own home.

BACKSIDE 24

We started from scratch to make the best. This new pack focuses on every detail to make adventures into the back and side country as efficient and comfortable as possible. The 24-liter pack is built with none of the excess and all of what is required on a single day tour. An easy access, dedicated compartment isolates tools and climbing skins from dry compartment storage for extra layers and food. All carrying modes of gear are always ready for use: diagonal carry, vertical snowboard carry, A-frame carry, exterior ice axe, helmet carry in two modes (second for diagonal ski carry) and pole storage. Finding your multi-tool or extra batteries is quick and easy with the "Clear View" pocket system, while protecting your goggle lenses is easy with the dedicated fleece goggle pocket. The BackSide 24 pack helps you get out to the untracked with everything you need and none of the excess.

Features:	Storage, Ski & Snowboard Carry, Goggle Storage, 2 Position Helmet Holder, Ice Axe Storage, Molded Back Board
Sizes:	24 Liters
Colors:	Black



BACKSIDE 24 KIT

When pushing the limits and seeking access into the backcountry the perfect pack can only get you so far. It's the goods inside the pack that matter too. K2 has designed a kitted pack that perfectly fits everything you need for a safe day in the backcountry. The 24-liter Backside pack comes complete with some of the best tools in the collection including the Rescue Shovel with hoe mode and a 230cm Aluminum Probe. Since the pack was designed to accommodate these exact tools, you are not only getting a one-stop deal, but a system that works together for added comfort, style and ease of use.

Features:	Rescue Shovel with Hoe Mode, 230cm Avalanche Probe, Goggle Storage, Dedicated Tool Pocket, 2 Position Helmet Holder, Insulated Hydration Sleeve, Diagonal or A-Frame Ski Carry, Ice Axe Storage, Molded Back Board
Sizes:	24 Liters
Colors:	Black



JEFFERSON PACK

Everyone needs a solid day pack designed for off-hill activities. The Jefferson pack, complete with both a padded laptop sleeve and skateboard mounting system, is the perfect pack for tackling the daily grind.

Features:	Storage, Ski & Snowboard Carry, Goggle Storage, Helmet Sling, Ice Axe Storage, Back Board, Waist Belt, Shoulder Straps
Sizes:	15 Liters
Colors:	Black/Green





DELUXE BOOT HELMET BAG

This fully padded carry-on-ready bag, can be worn like a backpack and has room for some additional essentials.

Dimensions:	24cm x 34cm x 45cm
Size:	40L
Color:	Black, Green, Charcoal



BOOT HELMET BAG

Carry on your boots and helmet. This bag has the dimensions to safely store all your gear and still fit smoothly into overhead bins without any hassle.

Dimensions:	35.5cm x 23cm x 38cm
Size:	29L
Color:	Black, Green, Charcoal



ALL SKI ROLLER BAG

Ski travel is great when you get there, but lugging heavy gear through the airport, not so much. Make it that much easier with this All Ski Roller Bag. It fits two pairs of skis, poles, boots, ski clothing and extra room for those duty free goodies.

Size:	140L - 190cm + 20cm Adjustment
Color:	Black



ALL SKI ROLLER LITE BAG

This roller will fit two pair of skis, poles, boots and your ski clothing with room for more, making it the only ski bag you will ever need.

Size:	95L - 200cm
Color:	Black, Green



DELUXE DOUBLE SKI BAG

This durable bag has been tested time and time again and has always returned unscathed. It is fully padded and will fit two sets of skis, poles and is easy to carry thanks to a beefy shoulder strap.

Size:	76L - 180cm + 20cm Adjustment, 69L - 160cm + 20cm Adjustment
Color:	Black, Green, Charcoal



DELUXE SINGLE SKI BAG

The Deluxe Single Ski bag is all you need to haul your gear. An integrated shoulder strap makes it easy to move your skis, poles, and other items from place to place in this fully padded bag.

Size:	68L - 180cm + 20cm Adjustment
Color:	Black, Green



MOUNTAIN ROLLER

The Mountain Roller is the one stop shop for your travel needs. Large multi-compartments pack away all of your gear and wheels, making an easy transport, regardless of your destination.

Dimensions:	75cm x 40cm x 44cm
Size:	107L
Color:	Black



MOUNTAIN DUFFLE

A smaller version of the Mountain Roller, the Mountain Duffel is large enough for all your gear and with a reinforced bottom and reliable shoulder strap it's ready to withstand any length of journey from weekend ski trips to powder chasing road trips.

Dimensions:	71cm x 38cm x 40cm
Size:	102L
Color:	Black



SIMPLE SKI BAG

Similar in features to the Deluxe Single, the Simple Ski Bag fits your skis and poles with some extra room for whatever goodies you pick up on your travels.

Size:	61L - 175cm, 195cm
Color:	Black, Green



SIMPLE SKI SLEEVE

The easiest solution to travel with one pair of skis and poles.

Size:	60L - 175cm, 195cm
Color:	Black



Team Building

KAMP IS ALL ABOUT MAKING LONG LASTING RELATIONSHIPS. WE PROVIDE 6 HOURS A DAY TO BUILDING THESE RELATIONSHIPS THROUGH FUN UNSUPERVISED ACTIVITIES.

Like logos? We do too. You better bet that every accessory we make has one on it. Our motto is that no kamper go unidentified so we want to make sure that you represent this special place with a uniform look. To keep the spice alive, we offer different colors choices for some items, a selection of sizes and if you're lucky, you may even get more than one logo, resulting in more double takes in the mess hall.

Check out the selection and visit the kamp store to use mom and dad's money so you can look just as good as everyone else.





**SLAY POW
TRUCKER**

Materials: 100% Polyester foam twill w/mesh
 Sizes: O/S
 Colors: Black



**RAINIER
SNAPBACK**

Materials: 100% Polyester
 Sizes: O/S
 Colors: Charcoal



**RUSTY HOOK
BEANIE**

Materials: 15% Ragwool, 85% Acrylic
 Sizes: O/S
 Colors: Black, Gray Heather



**CASUAL
BEANIE**

Materials: 100% Acrylic
 Sizes: O/S
 Colors: Forest, Black, Maroon



**CASCADES
TRUCKER**

Materials: 85% Polyester, 15% Cotton Twill
 Sizes: O/S
 Colors: White



**CIRCLE LOGO
SNAP BACK**

Materials: 85% Polyester, 15% Cotton Twill
 Sizes: O/S
 Colors: Black, Red, Charcoal



**WOMEN'S
POTION
BEANIE**

Materials: 50% Acrylic, 50% Merino Wool
 Sizes: O/S
 Colors: Deep Teal Heather, Black Heather



**K2B CAMO
NECK BUFF**

Materials: 100% Polyester
 Sizes: O/S
 Colors: Black





**SHUKSAN
FULL ZIP**

Materials: 70% Polyester, 30% Cotton
 Sizes: S-XL
 Colors: Burgundy Heather



**BRANDED TRIANGLE
PULL OVER**

Materials: 80% Polyester, 20% Cotton
 Sizes: S-XL
 Colors: Black, Olive, Gunmetal Heather



**SIGHT
SHORT SLEEVE**

Materials: 50% Polyester, 50% Cotton
 Sizes: S-XL
 Colors: Indigo Heather



**SLASH
SHORT SLEEVE**

Materials: 100% Cotton
 Sizes: S-XL
 Colors: White



**RAT PACK
PULL OVER**

Materials: 80% Polyester, 20% Cotton
 Sizes: S-XL, Team Fit
 Colors: Gray Heather



**BRANDED TRIANGLE
FULL ZIP**

Materials: 80% Polyester, 20% Cotton
 Sizes: S-XL
 Colors: Black, Olive, Red Heather



**NW PRIDE
SHORT SLEEVE**

Materials: 100% Cotton
 Sizes: S-XL
 Colors: Military Green



**BRANDED TRIANGLE
SHORT SLEEVE**

Materials: 100% Cotton
 Sizes: S-XL
 Colors: Black, Cardinal, Military Green



**WOMEN'S
BRANDED PATCH
FULL ZIP**

Materials: 80% Polyester, 20% Cotton
 Sizes: S-L
 Colors: Turquoise Heather, Black



**WOMEN'S
BRANDED FLOAT
SHORT SLEEVE**

Materials: 100% Cotton
 Sizes: S-L
 Colors: Black, White



**K2 MOUNTAIN
PERFORMANCE**

The highest performing, form-fitting and breathable offering in our sock collection. Featuring a blend of Thermocool®, Isofil® and Cordura® materials for the best comfort and durability.

Materials: 49% Polyamide, 38% Polyester Thermocool®, 9% Polypropylene Isofil®, 2% Polyamide Cordura®, 2% Elastane
 Sizes: S, M, L, XL
 Colors: Light Grey/Teal, Black/Neon Green, Black/Neon Orange

ALL-AROUND

A stylish sock with unique K2 branding in a functional and affordable ski sock.

Materials: 75% Acrylic, 23% Polyamide, 2% Elastane
 Sizes: S, M, L, XL
 Colors: Black/Blue, Off White/Grey

ALL-TERRAIN

The warmest sock in our offering designed to keep your feet warm and dry, built with 20% Merino Wool yet breathable with the polypropylene blend.

Materials: 54% Polyamide, 20% Merino Wool, 20% Acrylic, 4% Polypropylene, 2% Elastane
 Sizes: S, M, L, XL
 Colors: Men's Anthracite/Lime, Men's Green/Red, Women's Neon Pink/Neon Green, Women's Black/Pink





HEAT SOL
L/S CREW, L/S 1/4 ZIP, PANT

Materials: 90% HeatSol/6% Spandex/ 4% Ceramic
Antimicrobial & Moisture Management
Colors: Black, Royal, Gray



BAMBOO
L/S CREW, L/S 1/4 ZIP, PANT

Materials: 76% Polyester/16% Bamboo/ 8% Spandex
Antimicrobial & Moisture Management
Colors: Dk. Charcoal, Royal, Black



**WOMEN'S
HEAT SOL**
L/S CREW, L/S 1/4 ZIP, PANT

Materials: 90 % HeatSol/ 6% Spandex/ 4% Ceramic
Antimicrobial & Moisture Management
Colors: Turquoise, Black



**WOMEN'S
BAMBOO**
L/S CREW, L/S 1/4 ZIP, PANT

Materials: 76% Polyester/16% Bamboo/8% Spandex
Antimicrobial & Moisture Management
Colors: Berry, Black and Blue



MICRO FLEECE
L/S CREW, L/S 1/4 ZIP, PANT

Materials: 95% Polyester/5% Spandex
Colors: Camo-Charcoal, Black/Charcoal, Blue/Black



**HYBRID MESH
BASE LAYER**
L/S CREW, PANT

Materials: 100% Polyester – 185 grams/m2
Antimicrobial & Moisture Management
Colors: Black/Charcoal, Black/Red, Black/Royal, Navy/Grey



**WOMEN'S
POLY STRETCH**
L/S CREW, PANT

Materials: 92% Polyester/8% Spandex
Antimicrobial & Moisture Management
Colors: Black, Plum, Digi Fairisle



**BOY'S/GIRL'S
HYBRID MESH**
L/S CREW, PANT

Materials: 100% polyester
Antimicrobial & Moisture Management
Boy's Colors: Black/Charcoal, Royal/Black ,Digi Camo/Black
Girl's Colors: Black, Turquoise, Fuschia, Fairisle

SKI: AMP 80XTi BOOT: SpYne 110 POLE: Power 10 Airfoil Black

HELMET: Route Black GOGGLE: PhotoAntic DLX Black



SKI: Shreditor 92 BOOT: SpYne 110 POLE: Power 8 orange

HELMET: Thrive Sand GOGGLE: PhotoPhase Red



SKI: POTION 90XTi BOOT: Minaret 100 POLE: Style 9 Carbon Blue

HELMET: Emphasis Pink GOGGLE: Captura Tribe



SKI: POTION 80x BOOT: SpYre 100 POLE: Style 8 Black

HELMET: Ally Pro White GOGGLE: Captura White





BOOT MATRIX 2014/2015

MODEL	FLEX	LAST	SIZES	LINER	STRAP	OUTSOLE	FORWARD LEAN	CUFF ALIGNMENT	FEATURES
MEN'S ALL-MOUNTAIN									
SPYNE 130 HV	130	102mm	24.5, 25.5, 26.5, 27.5, 28.5, 29.5, 30.5	PrecisionFit INTUITION® (molded/lasted)	40mm PowerCinch	Replaceable w/Padded Mid-Grip	12 degrees w/Power Wedge 14 degrees	+/- 2 Degrees	Energy Interlock, PowerFuse SpYne, Dual Cuff Alignment
SPYNE 130	130	100mm							
SPYNE 130 LV	130	97mm							
SPYNE 110 HV	110	102mm		LuxFit INTUITION® (lasted)	45mm Velcro Powerstrap	Replaceable	12 degrees	+/- 1 Degree	Cuff Alignment
SPYNE 110	110	100mm							
SPYNE 110 LV	110	97mm		CushFit INTUITION® (lasted)					
SPYNE 90	90	102mm							
MEN'S FREERIDE									
PINNACLE 130	130	100mm	25.5, 26.5, 27.5, 28.5, 29.5, 30.5	PrecisionFit Tour INTUITION® (molded/lasted)	45mm K2 PowerBuckle	Replaceable w/Padded Mid-Grip	12 degrees w/Power Wedge 14 degrees	+/- 2 Degrees	Synchro Interlock, PowerFuse SpYne, Integrated Tech Fittings, Dual Cuff Alignment
PINNACLE 130 LV	130	97mm							
PINNACLE 110 HV	110	102mm		LuxFit Tour INTUITION® (lasted)					
PINNACLE 110	110	100mm		CushFit Tour INTUITION® (lasted)					
PINNACLE 100	100	102mm							Synchro Interlock, PowerFuse SpYne, Dual Cuff Alignment
WOMEN'S ALL-MOUNTAIN									
SPYRE 110	110	97mm	22.5, 23.5, 24.5, 25.5, 26.5, 27.5	PrecisionFit Tour INTUITION® (molded/lasted)	35mm Velcro Powerstrap	Replaceable w/Padded Mid-Grip	12 degrees w/Power Wedge 14 degrees	+/- 2 Degrees	Energy Interlock, PowerFuse SpYne, Dual Cuff Alignment
SPYRE 100	100	100mm		LuxFit Tour INTUITION® (lasted)					
SPYRE 80	80	102mm		CushFit Tour INTUITION® (lasted)		Replaceable	12 degrees	+/- 1 Degree	Cuff Alignment
WOMEN'S FREERIDE									
MINARET 100	100	100mm	22.5, 23.5, 24.5, 25.5, 26.5, 27.5	LuxFit Tour INTUITION® (lasted)	35mm Velcro Powerstrap	Replaceable w/Padded Mid-Grip	12 degrees w/Power Wedge 14 degrees	+/- 2 Degrees	Synchro Interlock, PowerFuse SpYne, Integrated Tech Fittings, Dual Cuff Alignment
MINARET 80	80	102mm		CushFit Tour INTUITION® (lasted)					Synchro Interlock, PowerFuse SpYne, Dual Cuff Alignment

HELMET MATRIX 2014/2015

MODEL	CONSTRUCTION	VENTING	LINER	FIT SYSTEM	GOGGLE RETENTION SYSTEM	AUDIO	SIZES	WEIGHT	CERTIFICATION		
									SNOW SAFETY (ASTM F2040 & EN1077)	BIKE (CPSC & EN1078)	
MEN'S HELMETS											
DIVERSION	Hybrid	Dual Active Matrix	Full-Wrap	360 K2dialed™	Standard	Level 3	S (51-55), M (55-59), L/XL (59-62)	430g	x		
ROUTE	In-Mold	Passive Channel	Beanie Compatible Padding	Boa® FS360	Tool Less Removable + Headlamp Compatibility	-		320g	x	x	
RIVAL PRO								Level 3		x	
RIVAL				360 K2dialed™	Standard	-		394g	x		
PHASE PRO	Hard-Shell	Active Matrix	Full-Wrap	K2dialed™	Tool Less Removable	Level 3		490g	x		
THRIVE		Passive Channel				-		500g	x	x	
RANT				Snap Strap	Standard	-		S (51-55), M (55-59), L/XL (58-61)	530g	x	
WOMEN'S HELMETS											
VIRTUE	Hybrid	Dual Active Matrix	Full-Wrap	360 K2dialed™	Standard	Level 3	S (51-55), M (55-59)	430g	x		
ALLY PRO	In-Mold	Passive Channel				-	XS (48-51), S (51-55), M (55-59)	394g	x		
ALLY										x	
EMPHASIS	Hard-Shell	Active Matrix				K2dialed™	Tool Less Removable	Level 3	S (51-55), M (55-59)	490g	x
GROM'S HELMETS											
ILLUSION	In-Mold	Passive Channel	Full-Wrap	K2dialed™	Side Clips	-	XS (48-51), S (51-55)	368g	x		
ENTITY	Hard-Shell				Side Straps	-		480g	x	x	

GOGGLE MATRIX 2014/2015

MODEL	LENS OPTIONS	LENS FEATURES	FRAME	GRAPHIC FEATURES	STRAP OUTRIGGER	STRAP SILICONE	FACEFOAM
MEN'S GOGGLES							
PHOTOKINETIC PRO	Octic Mirror, Tripic Mirror or Sonar by ZEISS	Spherical Lenses by ZEISS with Ri-Pel	Kinetic	Graphic Wrap	Polycarbonate Injected	Triple Silicone	Dual Density + UltraPlush Micro Fleece
PHOTOKINETIC	Tripic Mirror or Biopic			Phase			Painted
PHOTOPHASE	Tripic Mirror or Biopic	Spherical K2 Premium	Antic	Injection Color			Integrated
PHOTOANTIC DLX	Tripic Mirror						
PHOTOANTIC	Biopic						
WOMEN'S GOGGLES							
CAPTURA PRO	Octic Mirror or Tripic Mirror	Spherical Lenses by ZEISS with Ri-Pel	Captura	Graphic Wrap	Polycarbonate Injected	Triple Silicone	Dual Density + UltraPlush Micro Fleece
CAPTURA	Octic Mirror, Tripic Mirror or Sonar by ZEISS			Phase			Painted
SIRA	Tripic Mirror or Biopic		Sira				

POLE MATRIX 2014/2015

MODEL	SHAFT CONSTRUCTION	GRIP	STRAP	BASKET	SIZES	COLORS	
MENS							
POWER 6	18mm - 6061 Aluminum	Performance Grip	Adjustable Buckle	60mm	44-54inch (110-135cm)	Black, Silver	
POWER 7	16mm - Composite	Rubber, lug pattern grip				Grey, Blue, Green	
POWER 8	18mm - 7075 Aluminum	Low Profile, Rubber Overmold	Velcro Adjustable	70mm	42-52inch (105-130cm)	Black, Orange	
POWER 8 FLIPJAW	16/18mm - 7075 Aluminum	Rubber Overmold				44-54inch (110-135cm) Adjustable	Black, Blue
POWER 9	14mm - Carbon Triax		Sewn Ergo Strip		42-52inch (105-130cm)	Black, Orange	
POWER 10	12 x 16mm - Carbon Airfoil	AsyummPro, Rubber Overmold	AysummPro Ultra Thin	65mm- Webbed		Black, Yellow	
WOMENS							
STYLE 6	16mm - 6061 Aluminum	Performance Grip	Adjustable Buckle	60mm	40-48inch (100-120cm)	Silver, White	
STYLE 7	16mm - Composite	Rubber, Womens Reduced Diameter				Grey, White	
STYLE 8	16mm - 7075 Aluminum	Low Profile, Rubber Overmold	Velcro Adjustable	70mm	38-48inch (95-120cm)	Gold, Pink	
STYLE 9	14mm - Carbon triax	Rubber Overmold, Womens Reduced Diameter	Adjustable Buckle	60mm	40-48inch (100-120cm)	Black, Blue	
GROM'S POLES							
BOY'S SPROUT	14mm-6061 Aluminum Adjustable	Single Injection Rubber	Adjustable Buckle	Hard Snow	30-42 inch (75-105cm) Adj.	Silver	
GIRL'S SPROUT						White	
DECOY	16mm-6061 Aluminum Adjustable		Fixed Length Webbing			30-42 inch (75-105cm)	Black
CHARM							Pink
BACKSIDE POLES							
LOCKJAW CARB/ CARB PROBE	14mm/12mm- Carbon Triax	Ultra Lightweight Adventure Grip with Utility Hook	Molded Strap Technology	Alu/Overmold Web Powder Basket	Adjustable 105-145 cm (42-58 inches)	Inclinometer, Probe, Extended Grip Sleeve	
SPEEDLINK 4	16mm/14mm/12mm- 7075 Aluminum		Sewn Ergo Straps			Removable Powder	Adjustable 90-130 cm (36-52 inches)
LOCKJAW CARBON/ ALU	16mm/14mm- Carbon Triax/7075 AL	Women's Specific Ultra Lightweight Adventure Grip with Utility Hook	Padded Webbing with Buckle	Adjustable 105-145 cm (42-58 inches)	Inclinometer		
WOMEN'S LOCKJAW CARBON/ALU		Dual Injection Grip with Utility Hook			Inclinometer, Extended Grip Sleeve		
LOCKJAW ALU	16mm/14mm- 7075 Aluminum	Ultra Lightweight Adventure Grip with Utility Hook					
LOCKJAW ALU - EVA							

BACKSIDE TOOLS MATRIX 2014/2015

MODEL	DIMENSIONS	WEIGHT	FEATURES
AVALANCHE PROBE 300CM CARBON	Extended-300cm Packed-42cm	290g	Ruler, BackSlide Auto Lock, Trigger pull handle
AVALANCHE PROBE 300CM ALU	Extended-300cm Packed-42cm	360g	
AVALANCHE PROBE 230CM CARBON	Extended-230cm Packed-42cm	230g	
AVALANCHE PROBE 230CM ALU	Extended-230cm Packed-42cm	280g	
SPEED SHOVEL	Shovel Handle Extended-64cm (25 1/4") Collapsed41cm(16") Shovle Blade-25cm x 28cm(9 1/2" x 11")	700g	Deadman Anchor
RESCUE SHOVEL	Shovel Handle Extended-64cm (25 1/4") Collapsed41cm(16") Shovle Blade-25cm x 28cm(9 1/2" x 11")	795g	Hoe Mode, Dead Man Anchor
RESCUE SHOVEL PLUS	Shovel Handle Extended-64cm (25 1/4") Collapsed41cm(16") Shovle Blade-25cm x 28cm(9 1/2" x 11")		Hoe Mode, Dead Man Anchor, Rescue Sled
SHAXE	w/ Ice Axe-50cm(19 3/4") long Shovel Handle-41cm(16") Shovle Blade-25cm x 28cm(9 1/2" x 11")	Shovel-670g Ice Axe Head-180g Rescue Sled Hardware-120g Ice Axe Only-365g	Pick Axe, Rescue Sled, Dead Man Anchor

MEN'S SKI MATRIX 2014/2015

MODEL	DIMENSIONS	ROCKER	SIZES	RADIUS	BINDING	CONSTRUCTION	FEATURES
PRECISION PISTE							
AMP BOLT	125/72/99	Speed Rocker™	172, 179, 186	18m @ 179cm	K2/Marker MXCell 14.0 TCx	Metal Laminate - Hybritech Sidewall Fir Core	SPEED ROX Technology, Carbon Web, Mod Technology
AMP CHARGER	122/74/106		165, 172, 179, 186	17m @ 179cm	K2/Marker MXCell 12.0 TCx	Metal Laminate - Hybritech Sidewall Aspen /Paulownia Core	
AMP VELOCITY	121/72/111		165, 172, 179	15m @ 179cm	K2/Marker M3 11.0 TC	Triaxial Braid - Hybritech Sidewall Fir/Aspen Core	
ALL-MOUNTAIN RESORT							
AMP 72	119/72/103	Catch-Free Rocker™	146, 153, 160, 167, 174	14m @ 167cm	K2/Marker M2 10 or Flat	Cap Construction, Composite Core	Mod Technology
AMP 76	120/76/105	All Terrain Rocker™	149, 156, 163, 170, 177	15m @ 170cm	K2/Marker M3 10 or Flat	Triaxial Braid, Hybritech Sidewall, Composite Core	Mod Technology, Glass Web
AMP 76 Ti	120/76/105					Metal Laminate, Hybritech Sidewall, Composite Core	
AMP 80 X	125/80/109		K2/Marker M3 12 TC or Flat	156, 163, 170, 177	17m @ 177cm	Triaxial Braid, Hybritech Sidewall, Fir/Aspen Core	AT ROX Technology, Mod Technology, Carbon Web
AMP 80 XTi	125/80/109					K2/Marker MXC 12 TC or Flat	
AMP RICTOR 82 XTi	127/82/112		K2/Marker MXC 12 TCx or Flat	163, 170, 177, 184	18m @ 177cm	Metal Laminate, Hybritech Sidewall, Aspen/Paulownia Core	AT ROX Technology, Mod Technology, Tip/Tail Hardware, Carbon Web, Tapered Tip/Tail
AMP RICTOR 90 XTi	132/90/115					K2/Marker MXC 14 TCx or Flat	
FREERIDE							
ANNEX 98	131/98/119	All Terrain Rocker™	170, 177, 184, 191	22m @ 184cm	Metal Laminate, Hybritech Sidewall, Aspen/Paulownia/Maple Core	Triaxial Braid, Hybritech Sidewall, Fir/Aspen/Maple Core	Tip/Tail Hardware, Powder Tip, Tapered Tip/Tail
ANNEX 108	139/108/127						
ANNEX 118	145/118/135	Powder Rocker™	177, 184, 191	23m @ 184cm	Flat	Triaxial Braid, TwinTech with Vertical ABSorb Sidewall, Fir/Aspen Core	Tip/Tail Hardware, Swap Base, Tapered Tip/Tail
SHREDITOR 92	124/92/118	All Terrain Rocker™	163, 170, 177, 184	21m @ 184cm		Triaxial Braid, TwinTech Sidewall, Aspen/Paulownia Core	Tip/Tail Hardware, Swap Base, Powder Tip, Tapered Tip/Tail
SHREDITOR 102	131/102/125					Triaxial Braid, TwinTech Sidewall, Aspen/Paulownia Core	
SHREDITOR 112	135/112/130					Triaxial Braid, TwinTech Sidewall, Fir/Aspen Core	
SHREDITOR 120	147/120/141	Powder Rocker™	169, 179, 189	22m @ 179cm		Triaxial Braid, TwinTech Sidewall, Aspen/Paulownia/Bamboo Core	Tip/Tail Hardware, Powder Tip, Tapered Tip/Tail
SHREDITOR 136	158/136/153					184, 191	
FREESTYLE							
DOMAIN	115/90/115	Jib Rocker™	159, 164, 169, 174, 179	21m @ 179cm	Flat	Triaxial Braid, TwinTech Sidewall, Aspen Core	Tip/Tail Hardware, Swap Base, Park Flex Pattern
SIGHT	118/85/109	All Terrain Rocker™	149, 159, 169, 179	20m @ 179cm		Tip/Tail Hardware, Swap Base	
PRESS	113/85/104	Jib Rocker™	149, 159, 169, 179	20m @ 169cm		Triaxial Braid, Cap Construction, Aspen Core	Tip/Tail Hardware, Swap Base, Park Flex Pattern
BACKSIDE/TOURING							
WEIGHT (g)							
WAYBACK 88	126/88/113	All Terrain Rocker™	160, 167, 174, 181	17m @ 174cm	1350g @ 174	Torsion Box - Hybritech Sidewall - Paulownia/Maple	Carbon Web, Tip/Tail Hardware, SnoPhobic TopSheet, Tapered Tip/Tail
WAYBACK 96	128/96/118			21m @ 177cm	1550g @ 177		
COOMBACK 104	136/104/122		170, 177, 184	23m @ 177cm	1650g @ 177		Carbon Web, Tip/Tail Hardware, SnoPhobic TopSheet, Powder Tip, Tapered Tip/Tail
COOMBACK 114	140/114/118				1800g @ 177		

WOMEN'S SKI MATRIX 2014/2015

MODEL	DIMENSIONS	ROCKER	SIZES	RADIUS	BINDING	CONSTRUCTION	FEATURES	
PRECISION PISTE								
POTION 74 XTi	121/74/107	Speed Rocker™	146, 153, 160, 167	13m @ 160cm	K2/Marker ERC 11 TC or Flat	Metal Laminate, Hybritech Sidewall Aspen/Paulownia/Bamboo - Bioflex 3	SPEED ROX, Mod Technology, Carbon Web	
ALL-MOUNTAIN RESORT								
POTION 72	119/72/103	Catch-Free Rocker™	139, 146, 153, 160	13m @ 160cm	K2/Marker ERP 10, Fastrak3 10 or Flat	Torsion Box, Cap Construction, Composite core	Mod Technology	
POTION 76	120/76/105	All Terrain Rocker™	142, 149, 156, 163	14m @ 163cm	K2/Marker ER3 10.0 or Flat	Triaxial Braid, Hybritech Sidewall, Composite core,		
POTION 76 Ti	120/76/105				K2/Marker ER3 10 TC or Flat	Metal Laminate, Hybritech Sidewall, Composite core		
POTION 80 X	127/80/109		K2/Marker ERC 11 TC or Flat	146, 153, 160, 167	13m @ 160cm	Triaxial Braid, Hybritech Sidewall, Aspen/Paulownia/Bamboo - Bioflex 2		AT ROX Technology, Mod Technology, Carbon Web
POTION 80 XTi	127/80/109							
POTION 84 XTi	128/84/112	14m @ 160cm						
FREERIDE								
POTION 90 XTi	132/90/115	All Terrain Rocker™	156, 163, 170	15m @ 163cm	Flat	Metal Laminate, Hybritech Sidewall, Aspen/Paulownia/Maple Core	AT ROX Technology, Mod Technology, Carbon Web, Tip/Tail Hardware, Tapered Tip/Tail	
POTION 98 Ti	131/98/119		163, 170, 177	18m @ 163cm			Tip/Tail Hardware, Tapered Tip/Tail	
REMEDY 92	124/92/118		17m @ 170cm	156, 163, 170		Triaxial Braid, TwinTech with Verticle ABSorb Sidewall, Aspen/Paulownia/Bamboo, Bioflex 3 Core	Tip/Tail Hardware, Swap Base, Tapered Tip/Tail	
REMEDY 102	131/102/125		16m @ 170cm			Triaxial Braid, TwinTech Sidewall, Aspen/Paulownia/Bamboo, Bioflex 3 Core	Tip/Tail Hardware, Swap Base, Powder Tip, Tapered Tip/Tail	
REMEDY 112	135/112/130		18m @ 169cm			Triaxial Braid, TwinTech Sidewall, Fir/Aspen Core		
FREESTYLE								
MISSCONDUCT	118/85/109	All Terrain Rocker™	149, 159, 169	15m @ 159cm	Flat	Triaxial Braid, TwinTech Sidewall, Aspen/Paulownia/Bamboo, Bioflex 2 Core	Tip/Tail Hardware, Swap Base	
EMPRESS	113/85/104	Jib Rocker™		17m @ 159cm		Cap Construction, Triaxial Braid, Aspen/Paulownia/Bamboo, Bioflex 2 Core	Tip/Tail Hardware, Swap Base, Park Flex Pattern	
BACKSIDE/TOURING								
TALKBACK 88	126/88/113	All Terrain Rocker™	153, 160, 167	14m @ 160cm	1250g @ 160cm	Tosion Box - Hybritech Sidewall - Paulownia/Maple	Carbon Web, Tip/Tail Hardware, SnoPhobic TopSheet, Tapered Tip/Tail	
TALKBACK 96	128/96/118		163, 170	17m @ 163cm	1350g @ 163cm			
GROMS								
BOLT JR.	104/68/88	Speed Rocker™	134, 144, 154	16m @ 144cm	K2/Marker Fastrak2 7 or Flat	Torsion Box, Hybritech Sidewall, Aspen Core	Wood Core	
SHREDITOR 75 JR	100/75/96	All Terrain Rocker™	109, 119, 129, 139	10m @ 129cm		Torsion Box, Cap Construction, Aspen Core	Wood Core, Swap Base	
SHREDITOR 85 JR	113/85/104	All Terrain Rocker™	119, 129, 139, 149	12m @ 139cm		Triaxial Braid, Cap Construction, Aspen/Paulownia Core		
SHREDITOR 100 JR	128/100/122	Powder Rocker™	139, 149	11m @ 139cm	Flat	Triaxial Braid, TwinTech Sidewall, Aspen/Paulownia Core	Wood Core	
REMEDY 75 JR	100/75/96	All Terrain Rocker™	109, 119, 129, 139	10m @ 129cm	K2/Marker Fastrak2 7 or Flat	Torsion Box, Cap Construction, Aspen Core	Wood Core, Swap Base	
JUVY	97/72/93				K2/Marker Fastrak2 4.5, 7 or Flat	Torsion Box - Cap Construction - Composite Core	Swap Base	
MISSY	97/72/93		Catch-Free Rocker™	76, 88, 100, 112	8.5m @ 112cm	K2/Marker Fastrak2 4.5 or Flat		Cap Construction - Composite Core
INDY	102/70/91					K2/Marker Fastrak2 4.5, 7 or Flat		
INDY	102/70/91	124, 136						
LUV BUG	102/70/91	76, 88, 100, 112	124, 136	K2/Marker Fastrak2 4.5 or Flat				
LUV BUG	102/70/91	124, 136		K2/Marker Fastrak2 4.5, 7 or Flat				

SKIP LUNCH

14

CREVASE!!!



LORRY LOTS!



ARC'EM
OR
PARK'EM

WOULD RATHER BE...

- EATING SALMON
- SLEEPING
- LEAVING
- SKIING

NO RULES



WWW.K2SKIS.COM
4201 6th Ave South • Seattle, WA 98108
2014 © K-2 Corporation. K2 is a registered trademark of K-2 Corporation

COELO IPS
DUCCO BIBER

STO

