

HEAD

SKIS  
BINDINGS  
BOOTS  
ACCESSORIES



2012/2013

**A NEW ERA**  
IN SKIS, BINDINGS, BOOTS

THE POWER OF YOU

era 3.0

era3.0

Looking at HEAD history, there were three big revolutions:  
One was the aluminum ski.  
Two was carving.  
Here comes three.

Of course, there were good times in-between, like HEAD Intelligence™ or KERS or how our World Cup Rebels continue to win everything left and right of the Atlantic.

But the last time we were THIS excited was back when we introduced the HEAD Cyber - the first carving ski that really worked.

**HEAD ERA 3.0** is more than a feature. It's a new ski geometry cum technology cum philosophy starting with the goal to make a ski that will make EVERYBODY ski better.

Beyond this, we're happy to show you a radically new boot concept, revolutionary graphics and finishes, and an entirely new junior binding in the youth segment.

Welcome to 2012 2013.

A season where we build on our strengths.

And revolutionize everything else.



A NEW ERA.

07-25

SKIS

07-09	<b>ALLRIDE</b>	14	<b>PREMIUM</b>
10	<b>RACING</b>	15-17	<b>WOMEN</b>
11	<b>HIGH SPEED</b>	18-19	<b>BIG MOUNTAIN</b>
12	<b>SPEED</b>	20-21	<b>FREESTYLE</b>
13	<b>REAL MEN</b>	22-25	<b>JUNIOR</b>

28-35

BINDINGS

28	<b>RACING</b>	33	<b>LIGHT DIAGONAL/ SUPERLIGHT</b>
28	<b>GTO</b>	34	<b>WOMEN</b>
29	<b>POWERRAIL</b>	35	<b>JUNIOR</b>
30-31	<b>FREESKI</b>		
32	<b>LITERAIL</b>		

38-56

BOOTS

38-39	<b>RACING</b>	46-47	<b>ALL-DAY</b>
40-44	<b>ALL MOUNTAIN</b>	48-53	<b>WOMEN</b>
45	<b>FREESKI</b>	54-56	<b>JUNIOR</b>

58-63

ACCESSORIES

58-60	<b>POLES</b>	61-63	<b>BAGS</b>
-------	--------------	-------	-------------

TECH

06	<b>ERA 3.0</b>	38	<b>RAPTOR</b>
10	<b>KERS</b>	43	<b>EDGE</b>
18/20	<b>ROCKER</b>	47	<b>CUBE</b>
32	<b>SX/LX KINEMATICS</b>	67	<b>ALL FEATURES</b>
35	<b>SX JUNIOR/KID</b>		

era 3.0

**ROCKER. DONE RIGHT.**

Gone are the days when a performance ski had to be difficult to handle, when edge grip meant catching your edge or when you had to choose between on-slope performance and float out of bounds.

HEAD skis with ERA 3.0 are much easier to ski and provide a much higher bandwidth of performance in any kind of terrain. Making everyone who's not a die-hard racer or all-out freeskiier - and that's 80% of your customers - better skiers.

**Now everybody can ski. Better.**



# era 3.0

EVOLUTIONARY  
ROCKER ARCHITECTURE

ERA 3.0 TECHNOLOGY


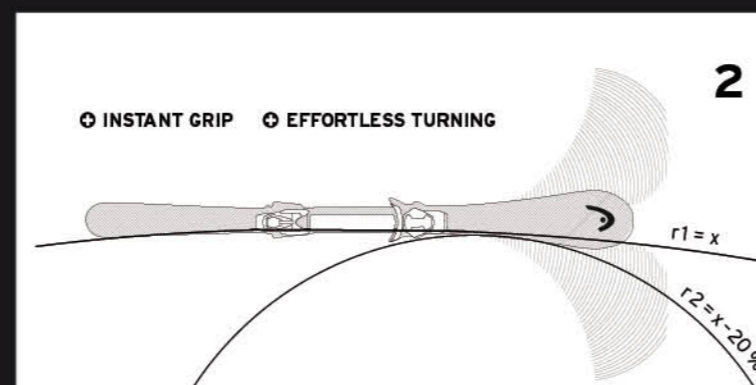
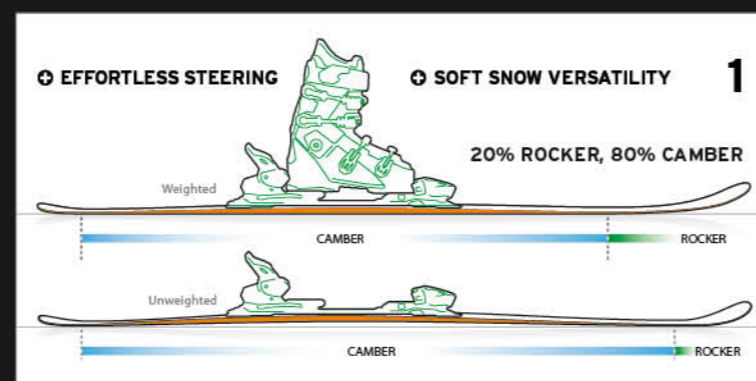
## ALLRIDE ROCKER.

FOR SUPERIOR STEERING  
AND INCREASED FLOATATION.

We place a highly targeted amount of rocker in each model to ensure maximum performance for all ability levels. Steering is easier for all skiers and soft snow versatility is enhanced.

## ROCKER DONE RIGHT.

IMAGINE A SKI THAT PERFORMS FOR EVERYONE, ANYWHERE: ONE FOR ALL. ALL IN ONE. HEAD ERA 3.0 IS NOT YOUR ONE-DIMENSIONAL «HAVE A PROBLEM? WE FIX IT!» TECHNOLOGY. ERA 3.0 IS A COMBINATION OF TECHNOLOGIES, SHAPE AND GEOMETRY. THINK ROCKER, THINK RADIUS, THINK REBOUND. THINK 3-DIMENSIONAL.



## PROGRESSIVE RADIUS.

FOR TREMENDOUS TURNING.

Regular rocker makes skiers place their ski further on edge to have it touch from tip-to-tail. With progressive radius, up to 50% less angulation is needed to enjoy full edge contact. More edge on the snow = more edge grip.

## INTELLIRISE REBOUND.

FOR TARGETED STABILITY.

We move our legendary piezoelectric Intellifibers to the tip of the ski. The nasty tip vibrations found on regular rockers are not found here. These skis are too smart for that.

era3.0



### REV 105

art. nr. 310432  
lengths 171/181/191  
dimensions 144/105/131 @ length 181  
radius 16.0 @ length 181  
features • Era 3.0  
• Sandwich cap construction  
• Structured UHM C base  
LX 12 (matt black/white)  
bindings Attention: brakes need to be ordered separately  
All Mountain  
terrain skills level ■■■■ tempo ■■■■

era3.0



### REV 90

art. nr. 310402  
lengths 149/156/163/170/177/184  
dimensions 135/90/116 @ length 170  
radius 15.4 @ length 170  
features • Era 3.0  
• Sandwich cap construction  
• Structured UHM C base  
LX 12 wide 88  
(matt black/white)  
bindings All Mountain  
terrain skills level ■■■■ tempo ■■■■



# ONE FOR ALL. ALL IN ONE.

IF YOU WERE CAST AWAY ON AN ISLAND (ONE WITH A GREAT MOUNTAIN), WHICH SKI WOULD YOU TAKE WITH YOU?

This used to be a puzzler.

The new HEAD REV is the answer.

No question of snow quality or skier skills. No question of freeriding vs. carving aspirations. This revolutionary ski can do it all.

Thanks to ERA 3.0 - Rocker, Radius, Rebound.



era30



REV 85 PRO

**art. nr.** 310422  
**lengths** 163/170/177/184  
**dimensions** 131/85/113 @ length 170  
**radius** 14.7 @ length 170  
**features**  
 • Era 3.0  
 • Sandwich cap construction  
 • Structured UHM C base  
 • PowerRail Pro  
 • also available without PowerRail (Art. N° 310412)  
**bindings** PRD 12 wide 88 (white/black)  
**terrain** All Mountain  
**skills** level ■■■■ tempo ■■■■

era30



REV 80 PRO

**art. nr.** 310462  
**lengths** 156/163/170/177/184  
**dimensions** 129/80/111 @ length 170  
**radius** 13.7 @ length 170  
**features**  
 • Era 3.0  
 • Sandwich cap construction  
 • Structured UHM C base  
 • PowerRail Pro  
 • also available without PowerRail (Art. N° 310442)  
**bindings** PR 11 (black glossy/silver)  
**terrain** All Mountain  
**skills** level ■■■■ tempo ■■■■

era30



REV 75

**art. nr.** 310502  
**lengths** 149/156/163/170/177  
**dimensions** 125/75/109 @ length 170  
**radius** 13.5 @ length 170  
**features**  
 • Era 3.0  
 • Power carbon jacket  
 • Structured UHM C base  
 • PowerRail  
**bindings** PR 11 (black glossy/silver)  
**terrain** All Mountain  
**skills** level ■■■■ tempo ■■■■



era30



INTEGRALE 009

**art. nr.** 310232  
**lengths** 149/156/163/170/177  
**dimensions** 127/75/111 @ length 170

**radius** 13.2 @ length 170  
**features**  
 • Era 3.0  
 • Sandwich cap construction  
 • Race structured UHM C base  
 • PowerRail  
 • Diffusor

**bindings** PR 11 (black glossy/silver)  
**terrain** All Mountain - hard pack  
**skills** level ■■■■ tempo ■■■■

# MAKING CARVING FUN. AGAIN.

EVER SINCE CARVING WAS INVENTED, PEOPLE HAVE HAD TO CHOOSE BETWEEN THE AGGRESSIVE, CATCHY, NON-DRIFT CARVER OR A MORE VERSATILE, ALL-MOUNTAIN CARVING SKI. WE'RE HAPPY TO INTRODUCE THE FIRST SKI THAT REPRESENTS BOTH.

The new HEAD Integrale is a ski that's extremely convenient and easy to handle in idle. And turns into a performance carving knife the moment you gun it and put it on edge. Thanks to ERA 3.0 - Rocker, Radius, Rebound.

era30



INTEGRALE 007

**art. nr.** 310242  
**lengths** 149/156/163/170/177  
**dimensions** 126/72/109 @ length 170

**radius** 13.3 @ length 170  
**features**  
 • Era 3.0  
 • Sandwich cap construction  
 • Race structured UHM C base  
 • PowerRail  
 • Diffusor

**bindings** PR 11 (black glossy/silver)  
**terrain** All Mountain - hard pack  
**skills** level ■■■■ tempo ■■■■

era30



INTEGRALE 005

**art. nr.** 310252  
**lengths** 149/156/163/170/177  
**dimensions** 125/70/109 @ length 170

**radius** 12.5 @ length 170  
**features**  
 • Era 3.0  
 • Power carbon jacket  
 • Structured UHM C base  
 • PowerRail  
 • Diffusor

**bindings** PR 11 (white/black)  
**terrain** All Mountain - hard pack  
**skills** level ■■■■ tempo ■■■■

# SHOCKING THE COMPETITION.

IN FORMULA 1, KERS IS WHEN ONE CAR SIMPLY CRUSHES HIS OPPONENT AT THE END OF A TURN. IT'S NOT THAT DIFFERENT IN SKIING.

HEAD World Cup skis and the derived Supershapes are probably the most successful skis in the history of alpine skiing - both on the podium and on the sales floor. 2012 2013 they're back with fresh designs, even more balanced performance on the Supershapes and specifically a more versatile i.Supershape Speed. Thanks to our athletes and thanks to KERS - HEAD's piezoelectric Kinetic Energy Recovery System.



## WORLD CUP REBELS i.SL

**art. nr.** 310042  
**lengths** 150/155/160/165/170  
**dimensions** 122/66/107 @ length 165  
**radius** 11.5 @ length 165  
**features**  
 • KERS  
 • Intelligence Technology  
 • Race structured UHM C base  
 • Worldcup sandwich construction  
 • Rebel Camber  
 • Speedflex Plate 13  
**bindings** Freeflex Pro 14 (white/black)  
**terrain** Racing slopes  
**skills** level **||||** tempo **||||**



## WORLD CUP REBELS i.SPEED

**art. nr.** 310062  
**lengths** 165/170/175/180/185  
**dimensions** 112/66/94 @ length 180  
**radius** 18.0 @ length 180  
**features**  
 • KERS  
 • Intelligence Technology  
 • Race structured UHM C base  
 • Worldcup sandwich construction  
 • Rebel Camber  
 • Speedflex Plate 13  
**bindings** Freeflex Pro 14 (white/black)  
**terrain** Racing slopes  
**skills** level **||||** tempo **||||**



## i.SUPERSHAPE TITAN

**art. nr.** 310082  
**lengths** 156/163/170/177  
**dimensions** 128/78/114 @ length 170

**radius** 13.5 @ length 170  
**features**  
 • KERS  
 • Intelligence Technology  
 • Race structured UHM C base  
 • Worldcup sandwich construction  
 • Rebel Camber  
 • Speedflex Plate 13

**bindings** Freeflex Pro 14 wide 88 (white/black)  
**terrain** Groomed slopes  
**skills** level **||||** tempo **||||**



## i.SUPERSHAPE MAGNUM

**art. nr.** 310122  
**lengths** 149/156/163/170/177  
**dimensions** 121/71/107 @ length 170

**radius** 13.5 @ length 170  
**features**  
 • KERS  
 • Intelligence Technology  
 • Race structured UHM C base  
 • Worldcup sandwich construction  
 • Rebel Camber  
 • Speedflex Plate 13

**bindings** Freeflex Pro 14 (white/black)  
**terrain** Groomed slopes  
**skills** level **||||** tempo **||||**




## i.SUPERSHAPE SPEED

**art. nr.** 310152  
**lengths** 156/163/170/177/184  
**dimensions** 119/66/98 @ length 170

**radius** 14.3 @ length 170  
**features**  
 • KERS  
 • Intelligence Technology  
 • Race structured UHM C base  
 • Worldcup sandwich construction  
 • Rebel Camber  
 • Speedflex Plate 13

**bindings** Freeflex Pro 14 (white/black)  
**terrain** Groomed slopes  
**skills** level **||||** tempo **||||**



## i.SUPERSHAPE

**art. nr.** 310172  
**lengths** 155/160/165/170/175  
**dimensions** 121/66/106 @ length 170

**radius** 12.1 @ length 170  
**features**  
 • KERS  
 • Intelligence Technology  
 • Race structured UHM C base  
 • Worldcup sandwich construction  
 • Rebel Camber  
 • Speedflex Plate 13

**bindings** Freeflex Pro 14 (white/black)  
**terrain** Groomed slopes  
**skills** level **||||** tempo **||||**



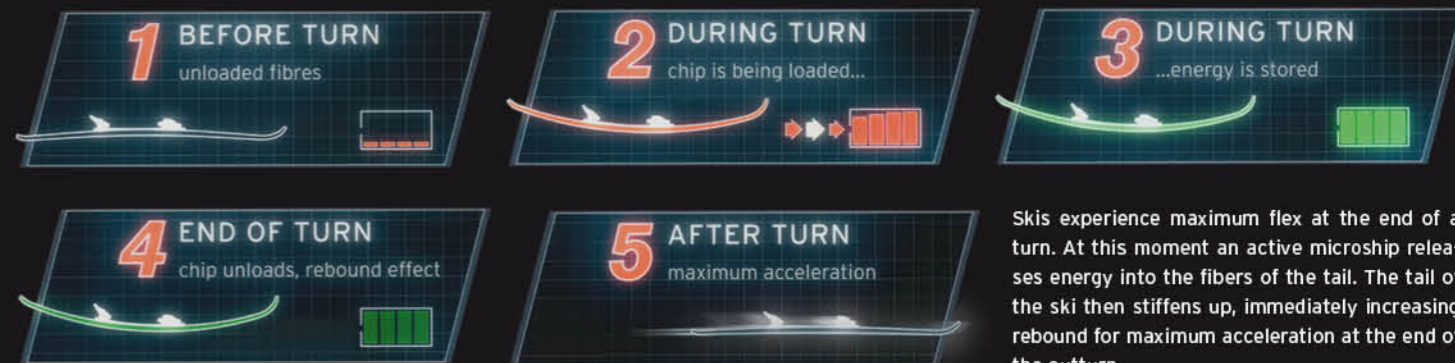
### THE EXTRA BOOST

KERS Technology works like a turbo charger that provides additional power and acceleration by stiffening the tail of the ski in outturns. The effect: a boost, catapulting the rider into the next turn. Just like when Formula 1 pilots push a button for that extra notch of speed. HEAD KERS Technology is an electronic, fully automatic and integrated system.

### TECHNICAL BACKGROUND

HEAD KERS Technology is an evolution of the idea behind HEAD's Intelligence Technology. But unlike Intelligence, KERS does not influence the torsional stiffness of the ski, KERS empowers the skis' longitudinal flex. Also KERS Technology is based on a completely new chip capable of accumulating power and keeping it in store for the right moment.

Piezoelectric fibers transform kinetic energy into electrical energy which is stored in the embedded chip in the ski. Electrical energy is immediately released to areas of the ski, where additional energy is requested by the sensor. Timing and release are automatically controlled and coordinated. Depending on the flex pattern of different ski models, sensors are programmed beforehand: the more aggressive the ski has to be, the stiffer the tail will become.



Skis experience maximum flex at the end of a turn. At this moment an active microchip releases energy into the fibers of the tail. The tail of the ski then stiffens up, immediately increasing rebound for maximum acceleration at the end of the outturn.

# X-RATED PERFORMANCE.

NOT FOR THE FAINT-HEARTED: THE DIRECT DESCENDANT OF THE HEAD SUPERSHAPE IS MADE FOR PEOPLE WITH GREED FOR SPEED.

A globally proven carving geometry and X-Shape's own diffusor technology (the mechanical equivalent of KERS, adding boost to every turn) make this ski a safe bet for all carving enthusiasts. With 72 mm footprint the MTX is slightly more versatile than the all-out carver STX.



## X-SHAPE MTX

**art. nr.** 310202  
**lengths** 149/156/163/170/177  
**dimensions** 125/72/109 @ length 170  
**radius** 12.9 @ length 170  
**features**

- Intelligence Technology
- Sandwich cap construction
- Structured UHM C base
- PowerRail
- Diffusor
- Rebel Camber

**bindings** PR 11 (white/black)  
**terrain** Groomed slopes  
**skills** level ■■■■ tempo ■■■■



## X-SHAPE STX

**art. nr.** 310212  
**lengths** 149/156/163/170/177  
**dimensions** 124/68/108 @ length 170  
**radius** 12.1 @ length 170  
**features**

- Intelligence Technology
- Sandwich cap construction
- Structured UHM C base
- PowerRail
- Diffusor
- Rebel Camber

**bindings** PR 11 (white/black)  
**terrain** Groomed slopes  
**skills** level ■■■■ tempo ■■■■



## GTO 200

**art. nr.** 310272  
**lengths** 170/180/190/200  
**dimensions** 118/63/100 @ length 200  
**radius** 17.6 @ length 200  
**features** FRMO  
**bindings** GTO 15 (white/orange/blue)  
**terrain** Hair raising steep slopes  
**skills** level ■■■■ tempo ■■■■



## GTO TOP GUN

**art. nr.** 310262  
**lengths** 170/180/190  
**dimensions** 136/74/114 @ length 190  
**radius** 14.2 @ length 190  
**features** FRMO  
**bindings** GTO 15 (silver/blue)  
**terrain** Hair raising steep slopes  
**skills** level ■■■■ tempo ■■■■



# SO LONG.

NOT THE SAME AS RACING. DEFINITELY MORE BALLSY THAN CARVING.

HEAD'S HIGH-TESTOSTERONE GTO SKI PUTS LENGTH BACK ON THE LINE.

For all you bullriders, crocodile wrestlers, rig divers, war photographers, and fighter pilots: The HEAD GTO was such a hit with real men out there, we're bringing in his brother. The new GTO Top Gun is just as long and mean but wider for even more flight and floatation.

FRMO → to find out more please go to page 67

# THE BEST SKI MONEY CAN BUY.

THERE ARE TWO KINDS OF SKIS AT THE TOP OF THE RANGE: ONE COMES CHOCK FULL O' STORIES. THE OTHER ONE COMES CHOCK FULL O' TECHNOLOGY.

Not only hand-made using the best materials on the market. But also filled with the most sophisticated technology money can buy. On top of this, 2012 2013 we introduce a real rock topsheet - no ski is alike - so now there's your campfire story, too.

# PERFORM BEAUTIFULLY.

NEVER BEFORE WAS A TECHNOLOGY SO SPOT-ON WOMEN'S DEMANDS AS ERA 3.0: A NEW KIND OF EASY GOING SKI THAT WHEN PROMPTED, WILL SHOW ITS TEETH.

MYA is short for «Meet Your Aspirations» - and while the aspirations between going fast and going big may vary, the goal behind every one of the 2012 2013 models is to get you closer to your own.

14



CHIP 71

art. nr. 310302  
lengths 156/163/170/177  
dimensions 121/71/107 @ length 170

radius 13.5 @ length 170  
features  
• Intelligence Chip Technology  
• Worldcup sandwich construction  
• Metal Power Tubes  
• Race structured UHM C base  
• Nano stone inlays  
• PowerRail Pro

bindings PRD 14 (matt black/stone)  
terrain All Mountain  
skills level ■■■■ tempo ■■■■



CHIP 66

art. nr. 310322  
lengths 152/158/164/170/176  
dimensions 118/66/102 @ length 170

radius 13.4 @ length 170  
features  
• Intelligence Chip Technology  
• Worldcup sandwich construction  
• Metal Power Tubes  
• Race structured UHM C base  
• Nano stone inlays  
• PowerRail Pro

bindings PRD 14 (matt black/stone)  
terrain Groomed slopes  
skills level ■■■■ tempo ■■■■



FOR PIONEERS AND EXPLORERS. NO BOUNDARIES.



MYA N° 9

art. nr. 311982  
lengths 152/159/166/173  
dimensions 130/93/117 @ length 166  
radius 16.4 @ length 166  
features  
• Intelligence Technology  
• Sandwich twintip construction  
• ISS - Independent Suspension System  
• TNT Rocker  
• Highly transparent UHM C base  
MYA 12 LX (black/violet/aqua)  
Attention: brakes need to be ordered separately

bindings MYA 12 LX (black/violet/aqua)  
terrain Powder  
skills level ■■■■ tempo ■■■■



FOR OFF- AND ON-PISTE ADVENTURES. POWDER, SOFT SNOW, GROOMERS.

era30



MYA N° 8

art. nr. 311612  
lengths 149/156/163/170  
dimensions 130/84/112 @ length 163  
radius 13.3 @ length 163  
features  
• Era 3.0  
• Sandwich cap construction  
• Highly transparent UHM C base

bindings MYA 12 LX (black/violet/aqua)  
Attention: brakes need to be ordered separately  
terrain All Mountain  
skills level ■■■■ tempo ■■■■

15

INTELLIGENCE TECHNOLOGY



Head over to → [work.head.com](http://work.head.com) and discover the brains behind intelligence.





FOR HIGH-SPEED CARVING.



FOR WHATEVER COMES UP.



FOR PERFORMANCE GROOMING.



FOR GIRLS WHO JUST WANNA HAVE FUN.



FOR RELAXED SKIING ENJOYMENT.

16

17



**MYA N° 7**

**art. nr.** 311602  
**lengths** 149/156/163/170  
**dimensions** 118/66/97 @ length 163  
**radius** 13.2 @ length 163  
**features**  
 • KERS  
 • Intelligence Technology  
 • Worldcup sandwich construction  
 • Highly transparent UHM C base  
 • PowerRail Pro  
**bindings** MYA 12 PRD (white/black)  
**terrain skills** Groomed slopes level ■■■■ tempo ■■■■

**era30**



**MYA N° 6**

**art. nr.** 311752  
**lengths** 142/149/156/163/170  
**dimensions** 127/79/109 @ length 156  
**radius** 11.2 @ length 156  
**features**  
 • Era 3.0  
 • Sandwich cap construction  
 • Highly transparent UHM C base  
 • PowerRail Pro  
**bindings** MYA 10 PR (brown/turquoise)  
**terrain skills** All Mountain level ■■■■ tempo ■■■■

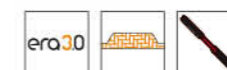
**era30**



**MYA N° 5**

**art. nr.** 311762  
**lengths** 142/149/156/163  
**dimensions** 123/71/107 @ length 156  
**radius** 10.8 @ length 156  
**features**  
 • Era 3.0  
 • Sandwich cap construction  
 • Highly transparent UHM C base  
 • PowerRail  
**bindings** MYA 10 PR (white/black)  
**terrain skills** All Mountain - hard pack level ■■■■ tempo ■■■■

**era30**



**MYA N° 4**

**art. nr.** 311772  
**lengths** 142/149/156/163  
**dimensions** 123/74/107 @ length 156  
**radius** 11.0 @ length 156  
**features**  
 • Era 3.0  
 • Power carbon jacket  
 • Highly transparent UHM C base  
 • LiteRail  
**bindings** MYA 9 LRX (black glossy)  
**terrain skills** All Mountain level ■■■■ tempo ■■■■

**era30**



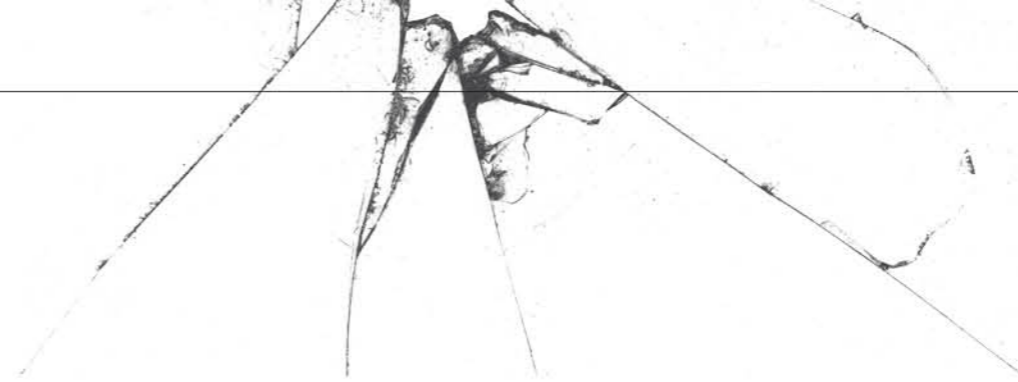
**MYA N° 3**

**art. nr.** 311742  
**lengths** 142/149/156/163  
**dimensions** 121/69/105 @ length 156  
**radius** 10.5 @ length 156  
**features**  
 • Era 3.0  
 • Power carbon jacket  
 • Highly transparent UHM C base  
 • LiteRail  
**bindings** MYA 9 LRX (black glossy)  
**terrain skills** All Mountain level ■■■■ tempo ■■■■

# PARENTAL ADVISORY: EXPLICIT ROCKER.

IF EVERY HEADBANGER BOUGHT A HEAD MOTÖRHEAD SKI, WE'D ALL BE LEADING A ROCK STAR LIFE. SO HOW ABOUT PUTTING UP SOME OF THESE FOR SALE IN YOUR LOCAL MOSHPIT?

Our resounding collaboration with Motörhead above 100 decibels and 100 millimeters has proven a great success. So please grab a pen, take a swig from that bottle of Jack and write down some bone-shakin' numbers.



**BONESHAKER**  
125

art. nr. 311322  
lengths 191  
dimensions 146/125/135 @ length 191

radius 32.9 @ length 191  
features  
• Sandwich cap construction  
• Diecut UHM C base  
• Tuffwall  
• ISS - Independent Suspension System  
• TNT Rocker

bindings Mojo 18 X (powder red/white)  
Attention: brakes need to be ordered separately  
terrain Powder  
skills level ■■■■ tempo ■■■■



**HAMMERED**  
115

art. nr. 311302  
lengths 171/181/191  
dimensions 148/113/131 @ length 181

radius 19.0 @ length 181  
features  
• Sandwich cap construction  
• Diecut UHM C base  
• Tuffwall  
• ISS - Independent Suspension System  
• TNT Rocker  
• TTS

bindings Mojo 15 (powder red/white)  
Attention: brakes need to be ordered separately  
terrain Powder  
skills level ■■■■ tempo ■■■■



**SACRIFICE**  
105

art. nr. 311342  
lengths 171/181/191  
dimensions 144/105/131 @ length 181

radius 16.0 @ length 181  
features  
• Sandwich cap construction  
• Multi-dimensional shape  
• Diecut UHM C base  
• Tuffwall  
• ISS - Independent Suspension System  
• Allride Rocker

bindings Mojo 15 (powder red/white)  
Attention: brakes need to be ordered separately  
terrain Powder  
skills level ■■■■ tempo ■■■■

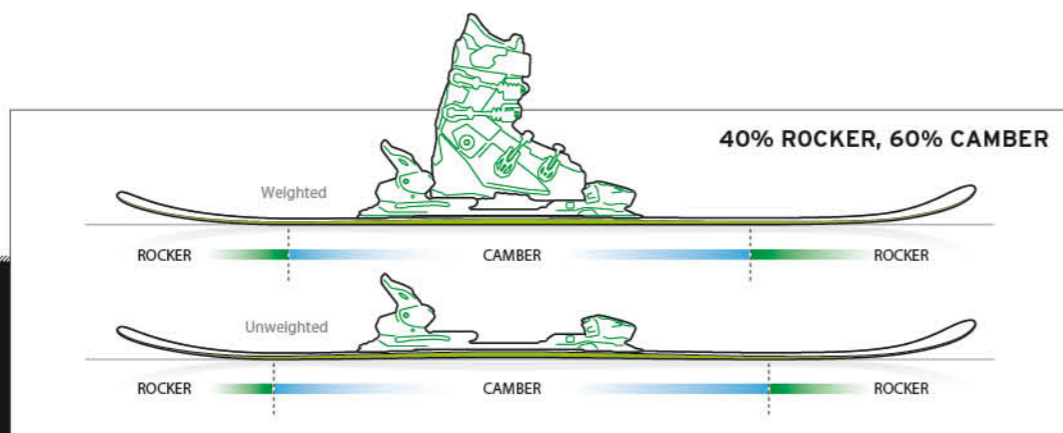


**ROCK'N ROLL**  
95

art. nr. 311362  
lengths 159/166/173/180/187  
dimensions 132/94/119 @ length 180

radius 19.5 @ length 180  
features  
• Sandwich cap construction  
• Diecut UHM C base  
• Tuffwall  
• ISS - Independent Suspension System  
• TNT Rocker

bindings Mojo 15 wide 97 (powder red/white)  
terrain Powder  
skills level ■■■■ tempo ■■■■



## TNT ROCKER (TIP'N TAIL)

Tip and tail rocker combined with regular camber underfoot. This combination creates a surfy feel in powder while maintaining hard snow versatility. 40% rocker - 60% camber.



# FLYING TRUE COLORS.

NO SENSE IN ADJUSTING, «JUSTINK» AKA JUSTIN BE BUSTIN' SOME COLOR ON ONE SKI N' THE OTHA...

While the shapes and constructions of HEAD freestyle grooves remain in the trusted hands of our riders and engineers, the graphics this year are brought to you by NYC-based artist Justin Kauffmann. So if you're ready to take street culture to the mountain: Put yo hands in the air! And everything else, too.



### OBLIVION

**art. nr.** 311402  
**lengths** 171/176/181  
**dimensions** 132/90/119 @ length 181  
**radius** 18.0 @ length 181  
**features**

- Sandwich twintip construction
- Highly transparent UHM base
- Tuffwall
- ISS - Independent Suspension System
- PNP Rocker

**bindings** Mojo 15 wide 97 (powder red/white)  
**terrain skills** Park & Pipe level ■■■■ tempo ■■■■



### THE CADDY

**art. nr.** 311422  
**lengths** 171/176/181  
**dimensions** 121/84/110 @ length 181  
**radius** 20.2 @ length 181  
**features**

- Sandwich twintip construction
- Highly transparent UHM C base
- Tuffwall
- ISS - Independent Suspension System
- PNP Rocker

**bindings** Mojo 12 wide 97 (powder red/white)  
**terrain skills** Park & Pipe level ■■■■ tempo ■■■■



### THE SHOW

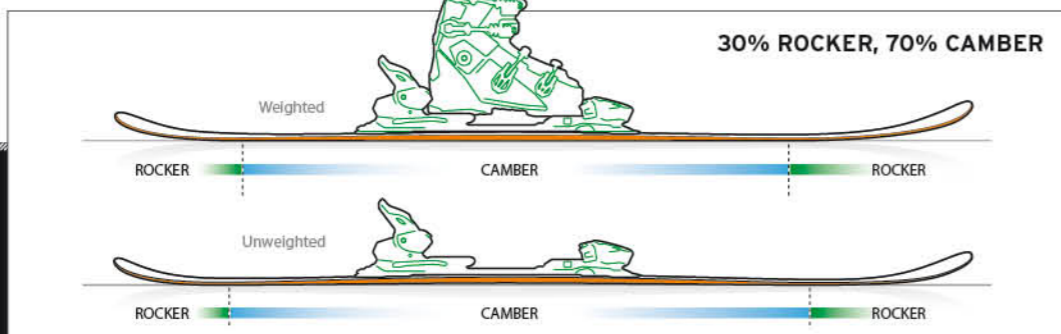
**art. nr.** 311442  
**lengths** 154/163/172/181  
**dimensions** 112/79/106 @ length 172  
**radius** 19.1 @ length 172  
**features**

- Twintip construction
- Highly transparent UHM C base
- Tuffwall
- PNP Rocker

**bindings** Mojo 12 wide 97 (powder red/white)  
**terrain skills** Park & Pipe level ■■■■ tempo ■■■■

20

21



### PNP ROCKER (PARK'N PIPE)

Our Park and Pipe Rocker incorporates tip and tail rise with regular camber underfoot. PNP gives skis a significant amount of pop and energy for boosting tricks. 30% rocker - 70% camber.

ROCKER TECHNOLOGY


ACCESSORIES  
BOOTS  
BINDINGS  
SKIS



# UPRISING.

FREESKIING WAS INVENTED BY YOUNG PUNKS.  
YOUTH AGAINST ESTABLISHMENT. THE NEW BREED.  
LET'S KEEP EM COMING.

Full Park and Pipe performance in a dead-serious line of junior skis - the earlier you get on the right stuff, the better you'll become.



## ETHAN TOO

**art. nr.** 314082  
**lengths** 145/152/159/166  
**dimensions** 128/91/116 @ length 152  
**radius** 13.3 @ length 152  
**features**  
• Sandwich twintip construction  
• Highly transparent UHM C base  
• Tuffwall  
• ISS - Independent Suspension System  
• TNT Rocker  
**bindings** Mojo 11 wide 88 (powder red/white)  
**terrain** Park & Pipe  
**skills** level ■■■■ tempo ■■■■



## THE JR CADDY

**art. nr.** 314052  
**lengths** 131/141/151/161  
**dimensions** 116/81/106 @ length 141  
**radius** 11.8 @ length 141  
**features**  
• Sandwich twintip construction  
• Highly transparent UHM C base  
• Structured surface  
• Tuffwall  
• ISS - Independent Suspension System  
• PNP Rocker  
**bindings** Mojo 11 wide 88 (powder red/white)  
**terrain** Park & Pipe  
**skills** level ■■■■ tempo ■■■■



## RESIDUE

**art. nr.** 314172  
**lengths** 118/127/136/145/154  
**dimensions** 109/77/103 @ length 145

**radius** 13.4 @ length 145  
**features**  
• Twintip construction  
• Highly transparent UHM C base  
• Structured surface  
• PNP Rocker

**bindings** Mojo 11 wide 88 (powder red/white)  
**terrain** Park & Pipe  
**skills** level ■■■■ tempo ■■■■



## BIG HEIR

**art. nr.** 314212  
**lengths** 133/142/151/160  
**dimensions** 109/74/98 @ length 142

**radius** 12.5 @ length 142  
**features**  
• AIRCOAT superlight twintip construction  
• Highly transparent UHM C base  
• Structured surface  
• PNP Rocker

**bindings** Mojo 11 wide 88 (powder red/white)  
**terrain** Park & Pipe  
**skills** level ■■■■ tempo ■■■■



## SOUPHEAD LR

**art. nr.** 314342  
**lengths** 87/97/107/117/127/137  
**dimensions** 104/68/92 @ length 127

**radius** 9.4 @ length 127  
**features**  
• Twintip construction  
• E base black  
• Structured surface  
• LiteRail  
• also available without LiteRail (Art. N° 314332)

**bindings** LRX 4.5 AC (solid white/black)  
**terrain** Groomed slopes  
**skills** level ■■■■ tempo ■■■■

# SMALLER. NOT SLOWER.

JUST BECAUSE YOU'RE YOUNG DOESN'T MEAN YOU WANT TO BE LAST. HEAD PRIDES ITSELF IN MAKING SOME OF THE BEST QUALITY JUNIOR PRODUCTS ON THE PLANET.

Equipment should never stand in the way of a skier's progress. No matter how young. That's why HEAD junior skis are nothing short of their grown up counterparts. Except in length.

24



**art. nr.** 314002  
**lengths** 123/130/137/144/151/158/165/172  
**dimensions** 99/64/86 @ length 144

**radius** 14.2 @ length 144  
**features**  
• Intelligence Technology  
• Worldcup sandwich construction  
• RD racing top sheet  
• Race structured UHM C base  
• Raceplate Junior

**bindings** Freeflex Pro 11 (white/black)  
**terrain** Racing slopes  
**skills** level ■■■■ tempo ■■■■



**art. nr.** 314022  
**lengths** 121/131/136/141/146/151/156  
**dimensions** 110/63/96 @ length 141

**radius** 10.3 @ length 141  
**features**  
• Intelligence Technology  
• Worldcup sandwich construction  
• RD racing top sheet  
• Race structured UHM C base  
• Raceplate Junior

**bindings** Freeflex Pro 11 (white/black)  
**terrain** Racing slopes  
**skills** level ■■■■ tempo ■■■■



**art. nr.** 314102  
**lengths** 100/110/120/130/140/150/160  
**dimensions** 111/67/95 @ length 140

**radius** 10.8 @ length 140  
**features**  
• Intelligence Technology  
• Worldcup sandwich construction  
• UHM C base  
• Structured surface

**bindings** SX 9 Jr. Race (white/black/yellow)  
**terrain** Groomed slopes  
**skills** level ■■■■ tempo ■■■■



**art. nr.** 314122  
**lengths** 120/130/140/150/160  
**dimensions** 112/65/96 @ length 140

**radius** 9.7 @ length 140  
**features**  
• Woodcore cap construction  
• UHM C base  
• Structured surface  
• LiteRail

**bindings** LRX 7.5 AC (solid white/black)  
**terrain** Groomed slopes  
**skills** level ■■■■ tempo ■■■■



**art. nr.** 314162  
**lengths** 87/97/107/117/127/137/147/157  
**dimensions** 103/65/90 @ length 127

**radius** 9.6 @ length 127  
**features**  
• X-Frame construction  
• E base black  
• Structured surface  
• LiteRail  
• also available without LiteRail from length 67 to 157 (Art. N° 314152)

**bindings** LRX 7.5 AC (solid white/black)  
**terrain** Groomed slopes  
**skills** level ■■■■ tempo ■■■■


25



**art. nr.** 314262  
**lengths** 87/97/107/117/127/137  
**dimensions** 103/65/90 @ length 127

**radius** 9.6 @ length 127  
**features**  
• X-Frame construction  
• E base black  
• LiteRail  
• also available without LiteRail from length 67 to 157 (Art. N° 314252)

**bindings** LRX 4.5 AC (solid white/black)  
**terrain** Groomed slopes  
**skills** level ■■■■ tempo ■■■■



**art. nr.** 314312  
**lengths** 67/77/87/97/107/117/127/137  
**dimensions** 103/65/90 @ length 127

**radius** 9.6 @ length 127  
**features**  
• X-Frame construction  
• E base black  
• LiteRail  
• comes with PEZ candy dispenser  
• Lengths 67 and 77 without LiteRail

**bindings** LRX 7.5 AC (solid white/black)  
**terrain** Groomed slopes  
**skills** level ■■■■ tempo ■■■■

**THE PERFECT  
MATCH.**

It used to be that bindings just had to be safe and well-engineered. Today they also have to match up in design. And they have to take into account different skiing styles, preferences and skiing abilities.

**Let's say it that way:  
The binding is where it all comes together.**

# BINDINGS



# WE SHOULD CALL THEM REBELFLEX.

IF FAST IS NOT FAST ENOUGH AND SECOND PLACE IS FOR LOSERS, THEN THE FREEFLEX IS YOUR BINDING.

The higher the speed, the better the equipment has to be. Here's the best. Go for gold.



## FREEFLEX PRO 16

art. nr. 100305 | 100306\*  
color white/black  
stand height 19.0 mm  
DIN 5-16  
weight 2700 g  
weight range from 49 kg / from 109 lbs  
features  
• AERO Toe with TRP System  
• Race Diagonal  
• ABS - Anti Blocking System  
• FREEFLEX Pro  
• RACE PRO Heel  
• Dura-Coating  
• \* Wide Brake 88 mm



## FREEFLEX PRO 14

art. nr. 100357 | 100358\*  
color white/black  
stand height 21.0 mm  
DIN 4-14  
weight 2330 g  
weight range from 42 kg / from 92 lbs  
features  
• LX Toe with TRP System  
• Full Diagonal  
• ABS - Anti Blocking System  
• FREEFLEX Pro  
• LD Heel  
• Dura-Coating  
• \* Wide Brake 88 mm



## FREEFLEX PRO 11

art. nr. 100360 | 100359\*  
color white/black  
stand height 21.0 mm  
DIN 3-11  
weight 2290 g  
weight range from 31 kg / from 67 lbs  
features  
• LX Toe with TRP System  
• Full Diagonal  
• ABS - Anti Blocking System  
• FREEFLEX Pro  
• RACE Lite Heel  
• Dura-Coating  
• \* Wide Brake 88 mm



## PRD 14

art. nr. 100430  
color matt black/stone  
stand height 33.5 mm  
DIN 4-14  
weight 2210 g  
weight range from 42 kg / from 92 lbs  
features  
• AERO Toe with TRP System  
• Race Diagonal  
• ABS - Anti Blocking System  
• PowerRail  
• LD Heel  
• Dura-Coating



## PRD 12

art. nr. | color 100378 | 100379\* | white/black  
100433 | black/white w/o brake  
stand height 33.5 mm  
DIN 3.5-12  
weight 2090 g  
weight range from 36 kg / from 79 lbs  
features  
• LX Toe with TRP System  
• Full Diagonal  
• ABS - Anti Blocking System  
• PowerRail  
• LD Heel  
• Dura-Coating  
• \* Wide Brake 88 mm



## PR 11

art. nr. | color 100383 | black glossy/silver  
100384 | white/black  
stand height 31.0 mm  
DIN 3-11  
weight 1770 g  
weight range from 31 kg / from 67 lbs  
features  
• SX Toe with TRP System  
• Full Diagonal  
• AFS  
• PowerRail  
• SX Heel  
• Dura-Coating



# ALSO KNOWN AS BULLET TRAIN.

NOT ONLY DOES THE POWERRAIL RESEMBLE A HIGH-SPEED TRAIN, IT ALSO FEELS LIKE ONE:  
Fast, tight, precise power transmission rail to rail in any situation.  
Versatile enough to match up with ERA 3.0, performing on-slope as well as off-piste. And adjustable by hand.

28

# FLEX YOUR MUSCLES.

THE GTO IS NOT FOR EVERYONE.

Actually, it's for nobody. Except me.

Stop reading, wuss. This mountain is mine.



## GTO 15

art. nr. | color 100356 | white/orange/blue  
100407\* | silver/blue  
stand height 17.0 mm  
DIN 5-15  
weight 2750 g  
weight range from 49 kg / from 109 lbs  
features  
• AERO Toe with TRP System  
• Race Diagonal  
• RACE PRO Heel  
• Dura-Coating  
• \* Teflon wide

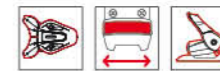
29



**MOJO 18 X**

**art. nr.** 100413 w/o brake  
**color** powder red/white  
**stand height** 17.0 mm  
**DIN** 8-18  
**weight** 2540 g  
**weight range** from 79 kg / from 175 lbs  
**features**

- AERO Toe with TRP System
- Race Diagonal
- Teflon wide
- RACE PRO Heel
- Dura-Coating



**MOJO 11**

**art. nr.** 100423 w/o brake  
 100424 wide brake 88 mm FR  
**color** powder red/white  
**stand height** 21.0 mm  
**DIN** 3-11  
**weight** 1670 g  
**weight range** from 31 kg / from 67 lbs  
**features**

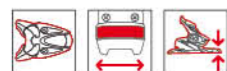
- SX Toe with TRP System
- Full Diagonal
- Teflon wide
- SX Heel
- Dura-Coating



**MOJO 7.5 AC**

**art. nr.** 100425 wide brake 90 mm  
**color** powder red/white  
**stand height** 21.0 mm  
**DIN** 2-7.5  
**weight** 1400 g  
**weight range** 22-84 kg / 48-187 lbs  
**features**

- SX Junior Toe with TRP System
- Full Diagonal
- AFS Junior
- SX Junior Heel
- Dura-Coating



**MOJO 15**

**art. nr.** 100416 wide brake 97 mm  
 100417 w/o brake  
**color** powder red/white  
**stand height** 17.0 mm  
**DIN** 5-15  
**weight** 2300 g  
**weight range** from 49 kg / from 109 lbs  
**features**

- AERO Toe with TRP System
- Race Diagonal
- Teflon wide
- RACE PRO Heel
- Dura-Coating



**MOJO 12**

**art. nr.** 100420 wide brake 97 mm  
 100421 w/o brake  
**color** powder red/white  
**stand height** 21.0 mm  
**DIN** 3.5-12  
**weight** 1940 g  
**weight range** from 36 kg / from 79 lbs  
**features**

- LX Toe with TRP System
- Full Diagonal
- Teflon wide
- LD Heel
- Dura-Coating



**MOJO 4.5 AC**

**art. nr.** 100429 wide brake 84 mm  
**color** powder red/white  
**stand height** 15.0 mm  
**DIN** 0.75-4.5  
**weight** 1190 g  
**weight range** 10-48 kg / 22-105 lbs  
**features**

- SX Kid Toe with TRP System
- Full Diagonal
- AFS Junior
- SX Kid Heel
- Dura-Coating

# STICKY BINDINGS.

Ask a Pro how he sticks a landing after a corked 1080 and his answer is bound to be pure speculation. Truth is, no skier really knows how he pulls off his tricks. It just happens - part skill, part will, part MOJO. Believe in yourself. Believe in your binding. And you shall pull it off.

30

31



# LITERAIL

**THE EASIEST WAY OUT:** These bindings are light, versatile and reliable. Plus they are adjustable by hand for retail, rental and demo purposes. Why make life complicated?



## LRX 7.5 AC

- art. nr. 100436
- color solid white/black
- stand height 28.0 mm
- DIN 2-7.5
- weight 1380 g
- weight range 22-84 kg / 48-187 lbs
- features
  - SX Junior Toe with TRP System
  - Full Diagonal
  - AFS Junior
  - LiteRail
  - SX Junior Heel
  - Solid colored



## LX 12 WIDE 88

- art. nr. 100388 wide brake 88 mm
- color matt black/white
- stand height 21.0 mm
- DIN 3.5-12
- weight 2000 g
- weight range from 36 kg / from 79 lbs
- features
  - LX Toe with TRP System
  - Full Diagonal
  - ABS - Anti Blocking System
  - LD Heel
  - Dura-Coating



# THE LATEST LIGHTEST GREATEST.

Cutting edge design and direct mount - characteristics that will convince everyone looking for a setup that's ultra-safe, light and agile.



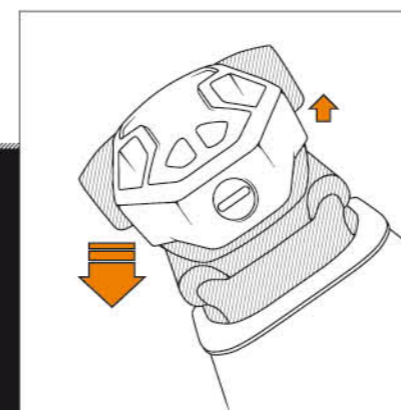
## LRX 4.5 AC

- art. nr. 100441
- color solid white/black
- stand height 28.0 mm
- DIN 0.75-4.5
- weight 1270 g
- weight range 10-48 kg / 22-105 lbs
- features
  - SX Kid Toe with TRP System
  - Full Diagonal
  - AFS Junior
  - LiteRail
  - SX Kid Heel
  - Solid colored

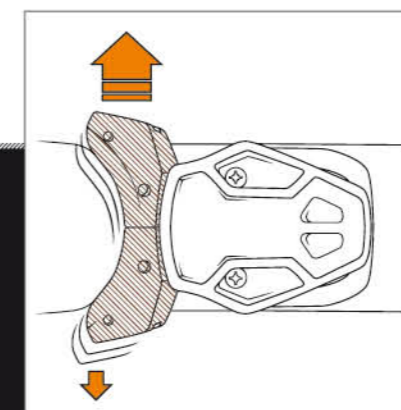


## SX 10

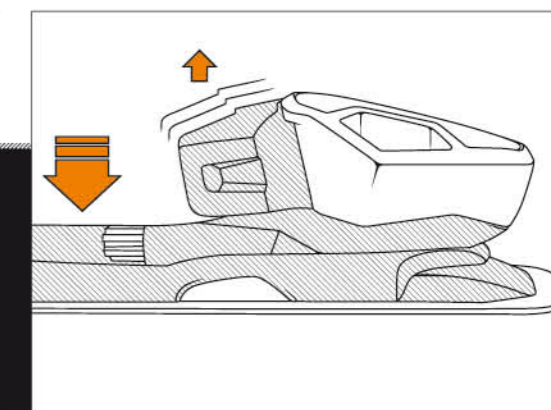
- art. nr. 100389
- color silver/black
- stand height 21.0 mm
- DIN 3-10
- weight 1620 g
- weight range from 31 kg / from 67 lbs
- features
  - SX Toe with TRP System
  - Full Diagonal
  - SX Heel
  - Dura-Coating



**More Power** directed to the ski for highly precise, less fatiguing turns (tilt stability).



**Faster Re-Centering** and increased horizontal stability for more exact ski steering and better performance throughout the day, widest-possible screw placement for precise big mountain ski performance.



**More Vertical Tolerance** for accommodating various sole thicknesses (and a little muck, too), as well as precise ski control.

## THE NEXT BIG STEP IN BINDINGS

As the worldwide leaders in binding sales and technology, we believe in challenging the status quo. Not just in the safety, convenience, or aesthetics of our products, but also in the performance.

We're not bragging, we're just sayin' that these bindings out-ski our competition and take binding performance to the next level for the next generation of skiers.

### Introducing SX and LX toes:

They don't just look smart and solid, they also have a completely new kinematic layout to match. These toes offer:

34



**MYA 12 PRD**

art. nr. 100390  
 color white/black  
 stand height 33.5 mm  
 DIN 3.5-12  
 weight 2090 g  
 weight range from 36 kg / from 79 lbs  
 features  
 • LX Toe with TRP System  
 • Full Diagonal  
 • ABS - Anti Blocking System  
 • PowerRail  
 • LD Heel  
 • Dura-Coating



**MYA 12 LX**

art. nr. 100445 w/o brake  
 color black/violet/aqua  
 stand height 21.0 mm  
 DIN 3.5-12  
 weight 2000 g  
 weight range from 36 kg / from 79 lbs  
 features  
 • LX Toe with TRP System  
 • Full Diagonal  
 • ABS - Anti Blocking System  
 • LD Heel  
 • Dura-Coating



**INTRODUCING MRS. RIGHT.**

We are all about equal rights and women's jib. And that's exactly why MYA bindings differ a little bit from what one would call «Unisex». Some adjustments to the strength-to-weight ratio. Some touches on the graphics. And presto: This is what we call empowerment.



**MYA 10 PR**

art. nr. | color 100391 | white/black  
 100448 | brown/turquoise  
 stand height 31.0 mm  
 DIN 3-10  
 weight 1770 g  
 weight range from 31 kg / from 67 lbs  
 features  
 • SX Toe with TRP System  
 • Full Diagonal  
 • AFS  
 • PowerRail  
 • SX Heel  
 • Dura-Coating



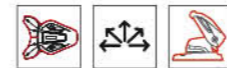
**MYA 9 LRX**

art. nr. | color 100451 | white  
 100452 | black glossy  
 stand height 28.0 mm  
 DIN 2.5-9  
 weight 1600 g  
 weight range from 26 kg / from 57 lbs  
 features  
 • SX Toe with TRP System  
 • Full Diagonal  
 • ABS - Anti Blocking System  
 • LiteRail  
 • SL Lite Heel  
 • Dura-Coating



**A NEW GENERATION.**

**KIDS DON'T LIKE HAND-ME-DOWNS. NOT IN CLOTHING. NOT IN SKIING EQUIPMENT.**  
 That's why our new SX junior binding really is new. From front to back. From top to bottom. And from the inside out.



**SX 9 JR. RACE**

art. nr. 100453  
 color white/black/yellow  
 stand height 21.0 mm  
 DIN 2.5-9  
 weight 1530 g  
 weight range from 26 kg / from 57 lbs  
 features  
 • SX Toe with TRP System  
 • Full Diagonal  
 • SL Lite Heel  
 • Dura-Coating



**SX 7.5 AC**

art. nr. 100454  
 color solid white/black  
 stand height 21.0 mm  
 DIN 2-7.5  
 weight 1400 g  
 weight range 22-84 kg / 48-187 lbs  
 features  
 • SX Junior Toe with TRP System  
 • Full Diagonal  
 • AFS Junior  
 • SX Junior Heel  
 • Solid Colored



**SX 4.5 AC**

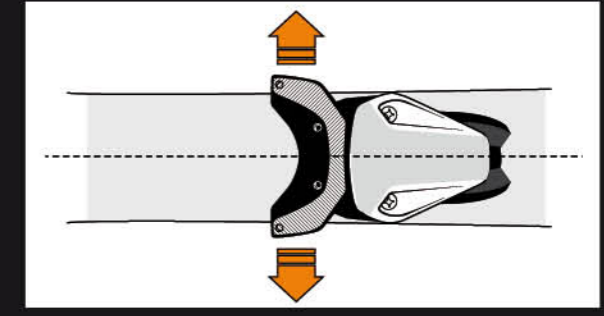
art. nr. 100459  
 color solid white/black  
 stand height 15.0 mm  
 DIN 0.75-4.5  
 weight 1190 g  
 weight range 10-48 kg / 22-105 lbs  
 features  
 • SX Kid Toe with TRP System  
 • Full Diagonal  
 • AFS Junior  
 • SX Kid Heel  
 • Solid Colored



**SX JUNIOR / SX KID TECHNOLOGY**

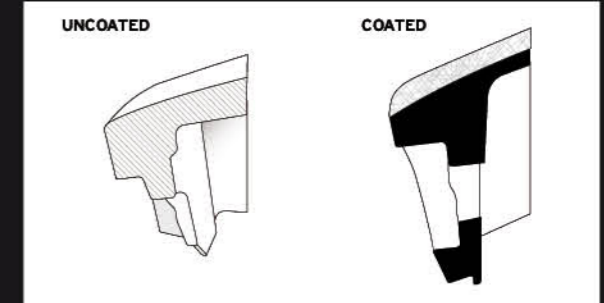
**ONLY THE BEST KINEMATICS ARE GOOD ENOUGH FOR OUR JUNIOR SEGMENT.**

Aspiring juniors are the future of our sport. This is reason enough to give them the full benefit of state-of-the-art safety and performance features. The 2012/13 SX JUNIOR and SX KID bindings were developed from the ground up to integrate the performance of HEAD kinematics - the leading technology that made our LX and SX bindings so successful. The new SX Junior and SX Kid line is available in two designs for DIN 4.5 and DIN 7.5 models.



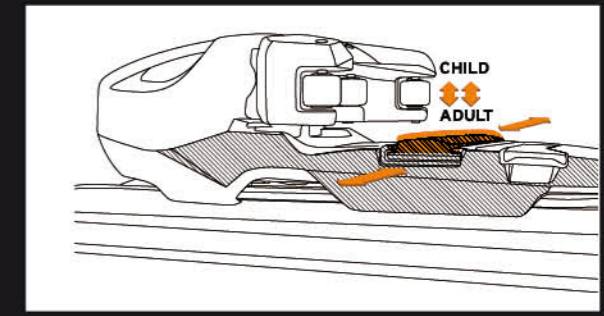
**CENTERED STANCE ON SKI DUE TO FASTER RECENTERING.**

More power is directed to the ski which enables ski steering with even less effort. Thus, the risk of injuries and accidents is greatly reduced.



**SCRATCH RESISTANCE.**

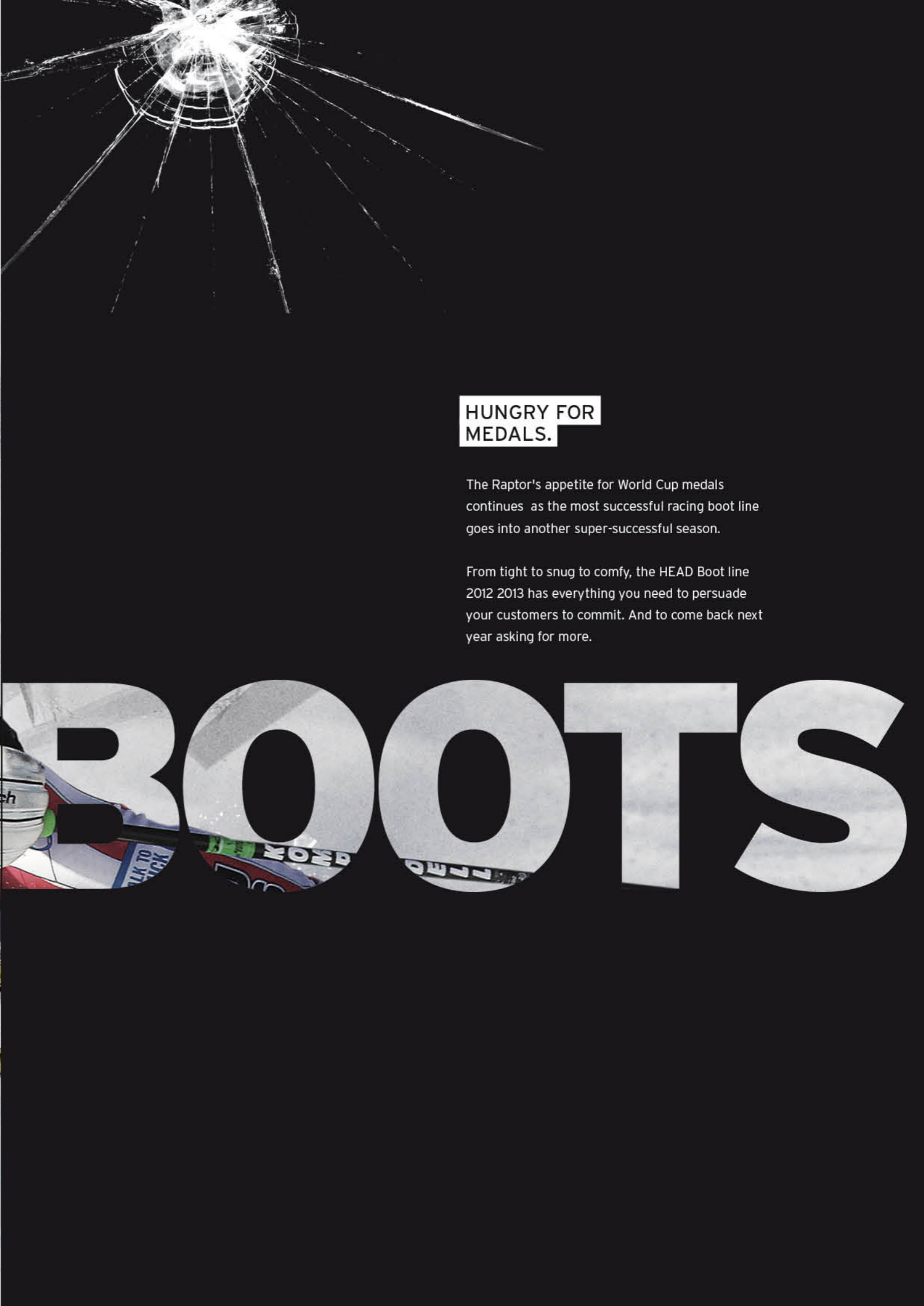
Most of the new SX junior models are not coated. Colored plastics are used accordingly, to guarantee increased durability and scratch-resistant bindings.



**MECHANICAL ANTI FRICTION SLIDER (AFS).**

The innovative mechanical AFS Junior automatically adjusts to the boot sole height, compensating A/C standards as well as height differences due to icing up, dirt or boot wear. The lateral movement of the AFS allows the boot to shift out of the binding with practically no additional friction, assuring constant release values.

35



## HUNGRY FOR MEDALS.

The Raptor's appetite for World Cup medals continues as the most successful racing boot line goes into another super-successful season.


From tight to snug to comfy, the HEAD Boot line 2012-2013 has everything you need to persuade your customers to commit. And to come back next year asking for more.

# BOOTS

# CRANK 'EM DOWN.

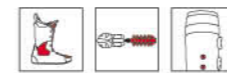
THE RAPTOR IS VORACIOUS. IN HUNTING MEDALS.

You can either ski with it. Or hide from it. Because trying to outrun a raptor is a really bad idea. Making one of the tightest and fastest boots on the planet a little faster.



### RAPTOR 130 RS

- art. nr. 601030
- color white
- level professional
- last RS 1800cc/98
- shell PU
- liner
  - Performance Pro liner
  - HP frame footbed
  - 40 mm Double Power Booster velcro strap
- buckles
  - 4 micro-adjustable Spineflex racing alloy buckles
- features
  - Flex stance performance tuning
  - Double canting
  - Rear support tuning
  - FIS approved sole thickness
- flex index 140/130/120
- sizes 230-240-250-255-...-295-305



### RAPTOR 115 RS

- art. nr. 601045
- color white
- level professional
- last RS 1800cc/98
- shell PU
- liner
  - HeatFit Pro liner
  - HP frame footbed
  - 40 mm velcro strap
- buckles
  - 4 micro-adjustable Spine-Tech alloy buckles
- features
  - Racing flex tuning
  - Double canting
  - FIS approved sole thickness
- flex index 115/105
- sizes 230-240-250-255-...-295-305



39

38

#### DOUBLE POWER BOOSTER VELCRO

The strap of the Double Power Booster Velcro works as a double pulley for better closure and a tighter wrapping on the cuff. The elastic Booster Strap allows more dynamical response of the boot. The result: more precise transmission and faster ski reaction. (Manufactured under license from Skimetrix Ltd.)

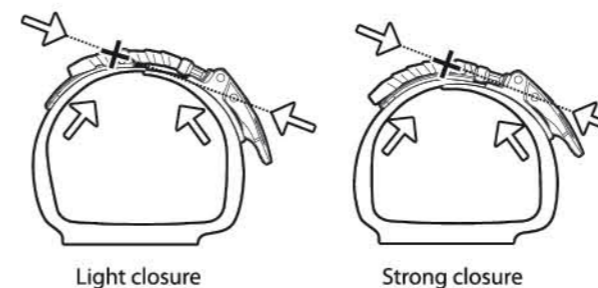


Protected under one or more of the following:  
European patent N. 1087676, US patent N. 6.026.594  
Canadian patent N. 2.335.698, Other patents pending.

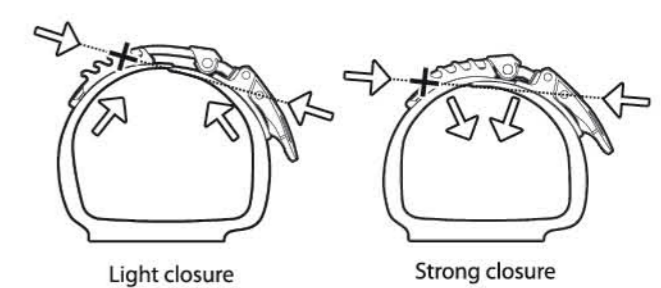
#### SPINEFLEX BUCKLES

Spineflex is a revolutionary buckle concept with a flexible element and a constant closure point. The flexible element allows the buckle to adapt to the shell profile. The constant closure point increases the overlap between the shell flaps reducing pressure points.

##### SPINEFLEX buckle



##### Normal buckle



# THE QUICKEST LINE FROM A TO B IS A VECTOR.



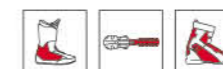
WE'RE NOT GOING TO BORE YOU WITH OUR GEOMETRY AND PHYSICS MASHUP. IT'S ENOUGH TO SAY THE VECTOR COMBINES BOTH TO DELIVER STRAIGHTFORWARD SKIING PERFORMANCE.

For skiers who feel at home in any terrain and want a boot that performs likewise. The Vector offers a sporty precision fit with enough comfort for non-racers.



## VECTOR 110

- art. nr. | color 602062 | white/trsp. green/black  
602065 | trsp. yellow/black
- level expert
- last S 2000cc/103
- shell PU
- liner
  - HeatFit liner
  - HP frame footbed
  - 40 mm velcro strap
  - Prepared for heating system
- buckles
  - 4 micro-adjustable Spine-Tech alloy buckles
  - 2 Double Power levers
  - 1 supermacro ratchet
- features
  - Tri-inj. frame
  - Easy Entry shell design
  - Flex stance tuning
  - Double canting
  - Rear support tuning
- flex index 110/100
- sizes 250-255...-305



## VECTOR 100

- art. nr. 602085
- color trsp. white/black
- level expert
- last S 2000cc/103
- shell PU/SL
- liner
  - HeatFit liner
  - HP frame footbed
  - 40 mm velcro strap
  - Prepared for heating system
- buckles
  - 4 micro-adjustable Spine-Tech alloy buckles
  - 1 supermacro ratchet
- features
  - Tri-inj. frame
  - Easy Entry shell design
  - Flex stance tuning
  - Double canting
  - Rear support tuning
- flex index 100/90
- sizes 250-255...-305



## VECTOR 120

- art. nr. 602050
- color trsp. red/white
- level professional
- last S 2000cc/103
- shell PU
- liner
  - SuperHeat4 liner
  - HP frame footbed
  - 40 mm Double Power Booster velcro strap
  - Prepared for heating system
- buckles
  - 4 micro-adjustable Spineflex alloy buckles
  - 2 Double Power levers
  - 1 supermacro ratchet
- features
  - Tri-inj. frame
  - Easy Entry shell design
  - Flex stance tuning
  - Double canting
  - Rear support tuning
- flex index 120/110
- sizes 250-255...-305



## VECTOR LTD

- art. nr. 602055
- color black/trsp. anthracite
- level professional
- last S 2000cc/103
- shell PU
- liner
  - SuperHeat3 liner
  - HP frame footbed
  - 40 mm velcro strap
  - Prepared for heating system
- buckles
  - 4 micro-adjustable Spineflex alloy buckles
  - 2 Double Power levers
  - 1 supermacro ratchet
- features
  - Tri-inj. frame
  - Easy Entry shell design
  - Flex stance tuning
  - Double canting
  - Rear support tuning
- flex index 110/100
- sizes 250-255...-305



# LASTING PERFORMANCE.

THE ADAPTEGE STILL IS THE FIRST SKI BOOT WITH TWO LASTS. THIS MEANS YOU CAN CUSTOMIZE ITS WIDTH WITH THE TURN OF A SCREW. So stop looking for a boot you fit into. Slip into an AdaptEdge and make it fit you. The result is less pain, more fun for longer, and ultimately more performance.



## AdaptEdge LTD

- art. nr.** 602100
- color** trsp. anthracite/black
- level** advanced
- last** C 2100cc/104 and C 2100cc/102
- shell** PU
- liner**
  - SuperHeat4 liner
  - Sport frame footbed
  - 40 mm Double Power Booster velcro strap
- buckles**
  - Prepared for heating system
  - 4 micro-adjustable Spine-Tech alloy buckles
  - 2 Double Power levers
- features**
  - 1 supermacro ratchet
  - Tri-inj. energy frame
  - Adaptive Fit Technology
  - Easy Entry shell design
  - Stiffer/softer flex adjustment
  - Double canting
  - Adjustable rear spoiler
  - SoftWalk heel + grip system
- flex index** 110/100
- sizes** 250-260-265-...-305



## AdaptEdge 100

- art. nr.** 602110
- color** trsp. red/white
- level** advanced
- last** C 2100cc/104 and C 2100cc/102
- shell** PU/SL
- liner**
  - HP HeatFit liner
  - Sport frame footbed
  - 35 mm velcro strap
- buckles**
  - Prepared for heating system
  - 4 micro-adjustable Spine-Tech alloy buckles
  - 2 Double Power levers
  - 1 supermacro ratchet
- features**
  - Tri-inj. energy frame
  - Adaptive Fit Technology
  - Easy Entry shell design
  - Stiffer/softer flex adjustment
  - Double canting
  - Adjustable rear spoiler
  - SoftWalk heel + grip system
- flex index** 100/90
- sizes** 250-260-265-...-305-310-320-330-340

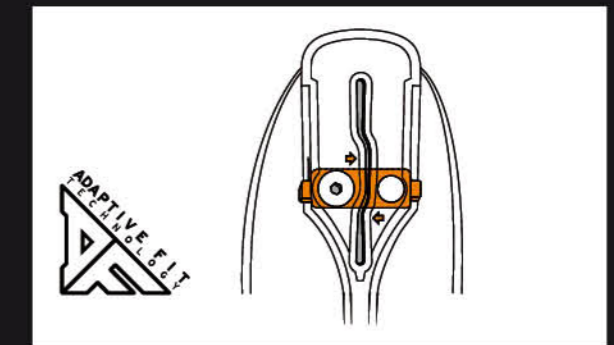


## AdaptEdge 90

- art. nr. | color** 602142 | black/white  
602144 | white/green/black
- level** advanced
- last** C 2100cc/104 and C 2100cc/102
- shell** SL
- liner**
  - HeatFit liner
  - Sport frame footbed
  - 35 mm velcro strap
- buckles**
  - Prepared for heating system
  - 4 micro-adjustable alloy buckles
  - 2 Double Power levers
  - 1 supermacro ratchet
- features**
  - Tri-inj. energy frame
  - Adaptive Fit Technology
  - Easy Entry shell design
  - Stiffer/softer flex adjustment
  - Double canting
  - Adjustable rear spoiler
  - SoftWalk heel + grip system
- flex index** 90/80
- sizes** 250-260-265-...-305

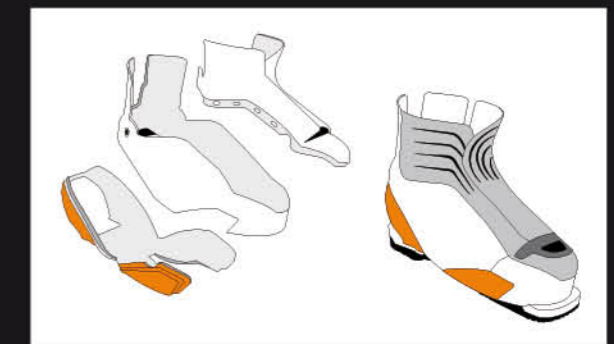
## EDGE TECHNOLOGY

The HEAD EDGE remains the most versatile, adaptive boot on the market. With Adaptive Fit Technology, a tri-injection frame, Easy Entry shell design and Spine-Tech Double Power buckles, the EDGE is on the cutting edge of performance and comfort.



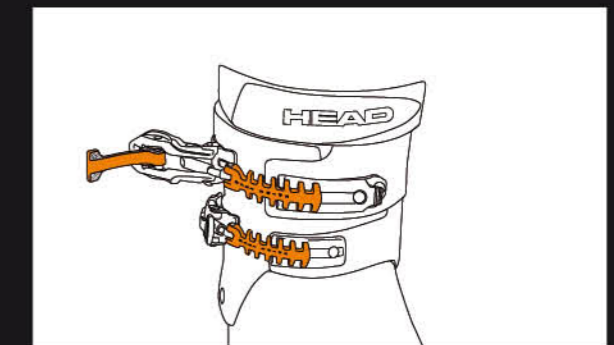
### AFT.

Adaptive Fit Technology is the first and only ski boot technology that lets you change the width of your boot from a 104 mm comfort/ performance last to a 102 mm precision/performance last with the turn of a screw.



### TRI-INJECTION FRAME.

The shell of the EDGE is made up of three different material densities. A softer insert optimises entry and foot wrap. A high-density overall structure reinforces foot wrap and adds precision to comfort. The ultra-stiff frame optimizes energy transmission.



### DOUBLE POWER SPINE-TECH BUCKLES.

Spine-Tech buckles provide constant traction and avoid pressure points, improving both comfort and precision. The ergonomic, patented Double Power lever increases the leverage of the buckle by 100%, halving the effort required to buckle in. constant release values.

# COMPLETE OVERKILL.

TATTOO ARTISTS WOULD BE PROUD: YOU WON'T FIND AN EMPTY SPOT ON THIS BOOT. BUT ALSO IN TERMS OF PERFORMANCE, OUR 2012 2013 FREESKI BOOTS ARE A TRULY COMPLETE.

Every big trick is followed by a big landing. That's why serious park & pipe boots need to be solid and tight. They can still look loose, though.



### NextEdge 80

**art. nr.** 602170  
**color** white/black  
**level** advanced  
**last** C 2100cc/104  
**shell** SL  
**liner**

- HeatFit liner
- Sport frame footbed
- 35 mm velcro strap
- Prepared for heating system

**buckles**

- 4 micro-adjustable alloy buckles
- 1 supermacro ratchet

**features**

- Tri-inj. energy frame
- Easy Entry shell design
- Double canting
- SoftWalk heel

**flex index** 80  
**sizes** 250-260-265-...-305



### NextEdge 70

**art. nr. | color** 602232 | white/black  
 602233 | black/anthracite  
**level** intermediate  
**last** C 2100cc/104  
**shell** SL  
**liner**

- Comfort liner
- Sport frame footbed
- 35 mm velcro strap
- Prepared for heating system

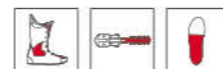
**buckles**

- 4 micro-adjustable plastic buckles
- 1 supermacro ratchet

**features**

- Tri-inj. energy frame
- Easy Entry shell design
- Double canting
- SoftWalk heel

**flex index** 70  
**sizes** 250-260-265-...-305



### OVERKILL

**art. nr.** 602035  
**color** black/red  
**level** professional  
**last** RS 1800cc/98  
**shell** PU  
**liner**

- HeatFit Pro liner
- HP frame footbed
- 50 mm velcro strap
- 4 micro-adjustable Spine-Tech alloy buckles

**buckles**

- Flex stance tuning

**features**

- Rubber inserts
- Double canting
- Shock absorption wedge

**flex index** 135/125/115  
**sizes** 240-250-255-...-295-305



### CADDY

**art. nr.** 602075  
**color** aquamarine/purple  
**level** expert  
**last** S 2000cc/103  
**shell** PU/SL  
**liner**

- HeatFit liner
- HP frame footbed
- 50 mm velcro strap
- Prepared for heating system

**buckles**

- 4 micro-adjustable alloy buckles
- 1 supermacro ratchet

**features**

- Bi-inj. frame
- Easy Entry shell design
- Flex tuning
- Double canting
- Rear support tuning
- Shock absorption wedge

**flex index** 100/90  
**sizes** 250-255-...-305



### THE SHOW

**art. nr.** 602400  
**color** white/black  
**level** advanced  
**last** EC 2200cc/106  
**shell** SL  
**liner**

- HeatFit liner
- Sport frame footbed
- 50 mm velcro strap

**buckles**

- 2 micro-adjustable alloy buckles
- 1 micro-adjustable wide-body alloy buckle
- 1 supermacro ratchet

**features**

- Bi-inj. power control frame
- SoftWalk heel + grip system

**flex index** 90  
**sizes** 250-260-265-...-305



# EASY EVERYTHING.

A NEW KIND OF PERFORMANCE BOOT, WITH ROUNDED EDGES:  
THE CUBE3 SHOWS THE WORLD HOW A SKI BOOT SHOULD HANDLE.

Most skiers buy a boot that's too stiff and too tight for them. And then try to offset the handicap by riding it loose. The result is less control and still more pain than if they bought a more comfort-oriented boot and buckled in tight. The new Cube3 combines a hybrid rear-entry for easy stepping in, an oversized 3-buckle design for easy riding on all performance levels and HEAD's patented AutoSkiWalk mechanism for walking and skiing - triggered automatically by stepping in and out of the binding.



## CUBE3 LTD

art. nr.	602320
color	trsp. anthracite/black
level	advanced
last	EC 2200cc/106
shell	PU/SL
liner	<ul style="list-style-type: none"> <li>• SuperHeat3 quick entry liner</li> <li>• Sport frame footbed</li> <li>• 35 mm velcro strap</li> </ul>
buckles	<ul style="list-style-type: none"> <li>• 2 micro-adjustable alloy buckles</li> <li>• 1 micro-adjustable wide-body alloy buckle</li> </ul>
features	<ul style="list-style-type: none"> <li>• 1 supermacro ratchet</li> <li>• Bi-inj. power control frame</li> <li>• Integrated AutoSkiWalk</li> <li>• SoftWalk heel + grip system</li> </ul>
flex index	90
sizes	260-265-...-305



## CUBE3 10

art. nr.	602330
color	white/black
level	intermediate
last	EC 2200cc/106
shell	SL
liner	<ul style="list-style-type: none"> <li>• HeatFit quick entry liner</li> <li>• Sport frame footbed</li> <li>• 35 mm velcro strap</li> </ul>
buckles	<ul style="list-style-type: none"> <li>• 2 micro-adjustable alloy buckles</li> <li>• 1 micro-adjustable wide-body alloy buckle</li> </ul>
features	<ul style="list-style-type: none"> <li>• 1 supermacro ratchet</li> <li>• Bi-inj. power control frame</li> <li>• Integrated AutoSkiWalk</li> <li>• SoftWalk heel + grip system</li> </ul>
flex index	80
sizes	250-260-265-...-305-310-320



## CUBE3 8

art. nr.	602370
color	black/white
level	intermediate
last	EC 2200cc/106
shell	SL
liner	<ul style="list-style-type: none"> <li>• Comfort quick entry liner</li> <li>• Sport frame footbed</li> <li>• 35 mm velcro strap</li> </ul>
buckles	<ul style="list-style-type: none"> <li>• 2 micro-adjustable plastic buckles</li> <li>• 1 micro-adjustable wide-body alloy buckle</li> </ul>
features	<ul style="list-style-type: none"> <li>• 1 supermacro ratchet</li> <li>• Power control frame</li> <li>• Integrated AutoSkiWalk</li> </ul>
flex index	70
sizes	250-260-265-...-305

# CUBE3

## EASY AS 1, 2, 3.

Making an entirely new boot, we decided to tackle the one challenge every skier faces every day on the mountain: To combine great skiing performance with great walking performance. After all, on any given day, we spend up to 30% of our time outside of the binding.

## EASY IN.

Thanks to a new quick entry geometry, the CUBE3 is extremely easy to get into. Simply tilt back the shaft and step in.

In addition, the 3-buckle construction with an oversized top buckle allows easy and quick buckling in and a great, snug fit.



## EASY WALK.

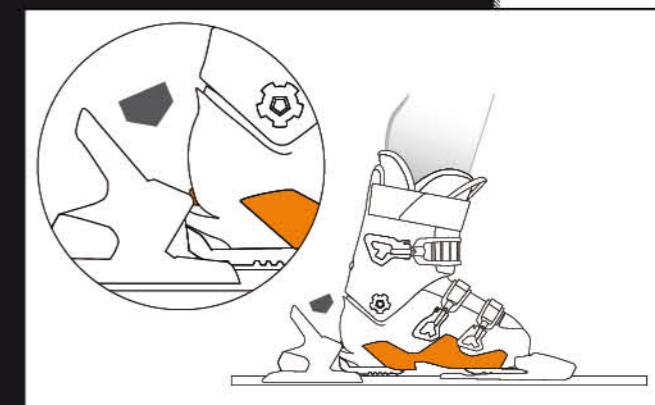
Outside of the binding, the shaft of the Cube3 is always unlocked, allowing natural walking.

This, in combination with (patented) SoftWalk heel and grip system on the heel, makes the Cube3 a superb walking boot.



## EASY SKI.

The moment you step into your binding the patented integrated AutoSkiWalk mechanism blocks the shaft, allowing you to speed off down the mountain without bowing, bending or buckling.





# RAPTOR(ESSE).

THE WOMEN'S VERSION OF THE RAPTOR HAS THE SAME TEETH AS THE MALE VERSION. TAKE A BITE OUT OF YOUR COMPETITION!




## RAPTOR 110 MYA

art. nr.	602048
color	white
level	professional
last	RS 1800cc/98
shell	PU
liner	<ul style="list-style-type: none"> <li>• Women's HeatFit Pro liner</li> <li>• HP frame footbed</li> <li>• 40 mm velcro strap</li> </ul>
buckles	<ul style="list-style-type: none"> <li>• 4 micro-adjustable Spine-Tech alloy buckles</li> </ul>
features	<ul style="list-style-type: none"> <li>• Racing flex tuning</li> <li>• Double canting</li> <li>• FIS approved sole thickness</li> </ul>
flex index	110/100
sizes	220-230-...-275

# VECTOR(A).

FOR WOMEN WHO LIKE TO SHOW THEIR BIG MOUTH MALE FRIENDS WHAT SKIING REALLY IS.




## VECTOR 100 MYA

art. nr.	602088
color	trsp. anthracite
level	expert
last	S 2000cc/103
shell	PU/SL
liner	<ul style="list-style-type: none"> <li>• Women's HeatFit liner</li> <li>• HP frame footbed</li> <li>• 40 mm velcro strap</li> <li>• Prepared for heating system</li> </ul>
buckles	<ul style="list-style-type: none"> <li>• 4 micro-adjustable Spine-Tech alloy buckles</li> </ul>
features	<ul style="list-style-type: none"> <li>• 1 supermacro ratchet</li> <li>• Bi-inj. frame</li> <li>• Easy Entry shell design</li> <li>• Flex tuning</li> <li>• Double canting</li> <li>• Women specific supportive heel option</li> </ul>
flex index	90/80
sizes	230-235-...-275


# EQUAL RIGHTS. AND LEFTS.

WOMEN HAVE A SPECIAL RELATIONSHIP TO SHOES. FOR A LONG TIME, THIS DIDN'T EXTEND TO SKI BOOTS. Then everything changed with the introduction of the HEAD Dream line. Adapted not only to the female anatomy and skiing styles, but also styled to their taste.



## DREAM 90 MYA

art. nr.	602530
color	black
level	expert
last	WP 1950cc/102
shell	SL
liner	<ul style="list-style-type: none"> <li>• Women's HeatFit liner</li> <li>• Fleece lining and Thermaluxe tips</li> <li>• Self-shaping footbed with Sanitized®</li> <li>• 30 mm velcro strap</li> <li>• Prepared for heating system</li> </ul>
buckles	<ul style="list-style-type: none"> <li>• 4 micro-adjustable Spine-Tech magnesium buckles</li> <li>• 2 Double Power levers</li> <li>• 1 supermacro ratchet</li> </ul>
features	<ul style="list-style-type: none"> <li>• Easy Entry instep ratchet</li> <li>• Stiffer/softer flex adjustment</li> <li>• Adjustable wedge arch support</li> <li>• Double canting</li> <li>• Double adjustable profile</li> <li>• SoftWalk heel</li> <li>• Women specific supportive heel option</li> </ul>
flex index	90/80
sizes	220-230-235-...-275



## DREAM 100 MYA

art. nr.	602525
color	trsp. anthracite
level	professional
last	WP 1950cc/102
shell	PU
liner	<ul style="list-style-type: none"> <li>• Women's HP HeatFit liner</li> <li>• Fur lining and Thermaluxe tips</li> <li>• Self-shaping footbed with Sanitized®</li> <li>• 30 mm velcro strap</li> <li>• Prepared for heating system</li> </ul>
buckles	<ul style="list-style-type: none"> <li>• 4 micro-adjustable Spine-Tech magnesium buckles</li> <li>• 2 Double Power levers</li> <li>• 1 supermacro ratchet</li> </ul>
features	<ul style="list-style-type: none"> <li>• Easy Entry instep ratchet</li> <li>• Stiffer/softer flex adjustment</li> <li>• Adjustable wedge arch support</li> <li>• Double canting</li> <li>• Double adjustable profile</li> <li>• SoftWalk heel + grip system</li> <li>• Women specific supportive heel option</li> </ul>
flex index	100/90
sizes	220-230-235-...-275




## DREAM 80 MYA

art. nr.	602565
color	pearl
level	advanced
last	WP 1950cc/102
shell	SL
liner	<ul style="list-style-type: none"> <li>• Women's HeatFit liner</li> <li>• Fleece lining and Thermaluxe tips</li> <li>• Self-shaping footbed with Sanitized®</li> <li>• 30 mm velcro strap</li> <li>• Prepared for heating system</li> </ul>
buckles	<ul style="list-style-type: none"> <li>• 4 micro-adjustable Spine-Tech magnesium buckles</li> <li>• 1 supermacro ratchet</li> </ul>
features	<ul style="list-style-type: none"> <li>• Easy Entry instep ratchet</li> <li>• Adjustable wedge arch support</li> <li>• Double canting</li> <li>• Double adjustable profile</li> <li>• SoftWalk heel</li> <li>• Women specific supportive heel option</li> </ul>
flex index	80
sizes	220-230-235-...-275




# EDGE(INA).

FOR WOMEN WHO WANT TO BE ON  
TOP OF THEIR SKIING ALL DAY EVERY DAY.



## AdaptEdge 100 MYA

<b>art. nr.</b>	602115
<b>color</b>	trsp. pearl
<b>level</b>	advanced
<b>last</b>	C 2100cc/104 and C 2100cc/102
<b>shell</b>	PU/SL
<b>liner</b>	<ul style="list-style-type: none"> <li>• Women's HP HeatFit liner</li> <li>• Fur lining</li> <li>• Sport frame footbed</li> <li>• 30 mm velcro strap</li> <li>• Prepared for heating system</li> </ul>
<b>buckles</b>	<ul style="list-style-type: none"> <li>• 4 micro-adjustable Spine-Tech alloy buckles</li> <li>• 2 Double Power levers</li> <li>• 1 supermacro ratchet</li> </ul>
<b>features</b>	<ul style="list-style-type: none"> <li>• Tri-inj. energy frame</li> <li>• Adaptive Fit Technology</li> <li>• Easy Entry shell design</li> <li>• Stiffer/softer flex adjustment</li> <li>• Double canting</li> <li>• Double adjustable profile</li> <li>• Adjustable rear spoiler</li> <li>• SoftWalk heel + grip system</li> <li>• Women specific supportive heel option</li> </ul>
<b>flex index</b>	90/80
<b>sizes</b>	220-230-235-...-275



## AdaptEdge 90 MYA

<b>art. nr.   color</b>	602145   black/trsp. anthracite 602147   white/ice
<b>level</b>	advanced
<b>last</b>	C 2100cc/104 and C 2100cc/102
<b>shell</b>	SL
<b>liner</b>	<ul style="list-style-type: none"> <li>• Women's HeatFit liner</li> <li>• Fleece lining</li> <li>• Sport frame footbed</li> <li>• 30 mm velcro strap</li> <li>• Prepared for heating system</li> </ul>
<b>buckles</b>	<ul style="list-style-type: none"> <li>• 4 micro-adjustable alloy buckles</li> <li>• 2 Double Power levers</li> <li>• 1 supermacro ratchet</li> </ul>
<b>features</b>	<ul style="list-style-type: none"> <li>• Tri-inj. energy frame</li> <li>• Adaptive Fit Technology</li> <li>• Easy Entry shell design</li> <li>• Stiffer/softer flex adjustment</li> <li>• Double canting</li> <li>• Double adjustable profile</li> <li>• Adjustable rear spoiler</li> <li>• SoftWalk heel + grip system</li> <li>• Women specific supportive heel option</li> </ul>
<b>flex index</b>	80/70
<b>sizes</b>	220-230-235-...-275



## NextEdge 80 MYA

<b>art. nr.</b>	602180
<b>color</b>	pearl
<b>level</b>	advanced
<b>last</b>	C 2100cc/104
<b>shell</b>	SL
<b>liner</b>	<ul style="list-style-type: none"> <li>• Women's HeatFit liner</li> <li>• Fleece lining</li> <li>• Sport frame footbed</li> <li>• 30 mm velcro strap</li> <li>• Prepared for heating system</li> </ul>
<b>buckles</b>	<ul style="list-style-type: none"> <li>• 4 micro-adjustable alloy buckles</li> <li>• 1 supermacro ratchet</li> </ul>
<b>features</b>	<ul style="list-style-type: none"> <li>• Tri-inj. energy frame</li> <li>• Easy Entry shell design</li> <li>• Double canting</li> <li>• Double adjustable profile</li> <li>• SoftWalk heel</li> <li>• Women specific supportive heel option</li> </ul>
<b>flex index</b>	70
<b>sizes</b>	220-230-235-...-275



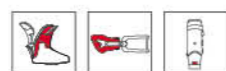
## NextEdge 70 MYA

<b>art. nr.   color</b>	602235   pearl/silver 602237   black/anthracite
<b>level</b>	intermediate
<b>last</b>	C 2100cc/104
<b>shell</b>	SL
<b>liner</b>	<ul style="list-style-type: none"> <li>• Women's Comfort liner</li> <li>• Fleece lining</li> <li>• Sport frame footbed</li> <li>• 30 mm velcro strap</li> <li>• Prepared for heating system</li> </ul>
<b>buckles</b>	<ul style="list-style-type: none"> <li>• 4 micro-adjustable plastic buckles</li> <li>• 1 supermacro ratchet</li> </ul>
<b>features</b>	<ul style="list-style-type: none"> <li>• Tri-inj. energy frame</li> <li>• Easy Entry shell design</li> <li>• Double canting</li> <li>• Double adjustable profile</li> <li>• SoftWalk heel</li> <li>• Women specific supportive heel option</li> </ul>
<b>flex index</b>	60
<b>sizes</b>	220-230-235-...-275

# CUBE(TTE).

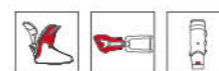
FOR WOMEN WHO JUST WANNA HAVE FUN.  
ENJOYING THEMSELVES ON THE MOUNTAIN - AND OFF IT.

52



## CUBE3 LTD MYA

<b>art. nr.</b>	602320
<b>color</b>	trsp. anthracite/black
<b>level</b>	advanced
<b>last</b>	EC 2200cc/106
<b>shell</b>	PU/SL
<b>liner</b>	<ul style="list-style-type: none"> <li>• Women's SuperHeat3 quick entry liner</li> <li>• Sport frame footbed</li> <li>• 35 mm velcro strap</li> </ul>
<b>buckles</b>	<ul style="list-style-type: none"> <li>• 2 micro-adjustable alloy buckles</li> <li>• 1 micro-adjustable wide-body alloy buckle</li> <li>• 1 supermacro ratchet</li> </ul>
<b>features</b>	<ul style="list-style-type: none"> <li>• Bi-inj. power control frame</li> <li>• Integrated AutoSkiWalk</li> <li>• SoftWalk heel + grip system</li> </ul>
<b>flex index</b>	90
<b>sizes</b>	230-235-...-255



## CUBE3 10 MYA

<b>art. nr.</b>	602335
<b>color</b>	black/anthracite
<b>level</b>	intermediate
<b>last</b>	EC 2200cc/106
<b>shell</b>	SL
<b>liner</b>	<ul style="list-style-type: none"> <li>• Women's HeatFit quick entry liner</li> <li>• Self-shaping footbed</li> <li>• 35 mm velcro strap</li> </ul>
<b>buckles</b>	<ul style="list-style-type: none"> <li>• 2 micro-adjustable alloy buckles</li> <li>• 1 micro-adjustable wide-body alloy buckle</li> <li>• 1 supermacro ratchet</li> </ul>
<b>features</b>	<ul style="list-style-type: none"> <li>• Bi-inj. power control frame</li> <li>• Integrated AutoSkiWalk</li> <li>• SoftWalk heel + grip system</li> </ul>
<b>flex index</b>	70
<b>sizes</b>	230-235-...-275



## CUBE3 8 MYA

<b>art. nr.</b>	602380
<b>color</b>	pearl/silver
<b>level</b>	intermediate
<b>last</b>	EC 2200cc/106
<b>shell</b>	SL
<b>liner</b>	<ul style="list-style-type: none"> <li>• Women's Comfort quick entry liner</li> <li>• Self-shaping footbed</li> <li>• 35 mm velcro strap</li> </ul>
<b>buckles</b>	<ul style="list-style-type: none"> <li>• 2 micro-adjustable plastic buckles</li> <li>• 1 micro-adjustable wide-body alloy buckle</li> <li>• 1 supermacro ratchet</li> </ul>
<b>features</b>	<ul style="list-style-type: none"> <li>• Power control frame</li> <li>• Integrated AutoSkiWalk</li> </ul>
<b>flex index</b>	60
<b>sizes</b>	230-235-...-275

53

# HIGH RPM.

**SMALL ENGINES CAN BE JUST AS FAST.**

Perfectly tuned to the anatomy and lobotomy of young rookie racers, these boots are just as tight and precise as their grown-up counterparts.



## RAPTOR B5 RD

**art. nr.** 602600  
**color** white  
**level** professional  
**last** RD 1500cc/95  
**shell** PU  
**liner**

- Jr HeatFit Pro liner
- HP frame footbed
- 40 mm velcro strap

**buckles**

- 4 micro-adjustable Spine-Tech alloy buckles

**features**

- Jr Racing flex tuning
- Jr cuff
- Double canting
- FIS approved sole thickness
- Adult norm

**flex index** 110/100  
**sizes** 220-225-...-285



## RAPTOR 90 RS

**art. nr.** 601610  
**color** white  
**level** professional  
**last** RS 1800cc/98  
**shell** PU  
**liner**

- Jr HeatFit Pro liner
- HP frame footbed
- 40 mm velcro strap

**buckles**

- 4 micro-adjustable Spine-Tech alloy buckles

**features**

- Jr Racing flex tuning
- Jr cuff
- Double canting
- FIS approved sole thickness
- Adult norm

**flex index** 90/80  
**sizes** 220-225-...-275



## RAPTOR 70

**art. nr.** 601615  
**color** white  
**level** expert  
**last** Junior Racing  
**shell** SL  
**liner**

- Junior Team liner
- Self-shaping footbed
- 30 mm velcro strap

**buckles**

- 4 micro-adjustable Spine-Tech alloy buckles

**features**

- Jr Racing flex tuning
- Adult norm (from size 220)

**flex index** 70/60  
**sizes** 200-210-220-225-...-265



## RAPTOR 50

**art. nr.** 602625  
**color** white  
**level** advanced  
**last** Junior Racing  
**shell** SL  
**liner**

- Junior Team liner
- Self-shaping footbed
- 30 mm velcro strap

**buckles**

- 4 plastic buckles

**features**

- Jr Racing flex tuning
- Adult norm (from size 220)

**flex index** 50  
**sizes** 200-210-220-225-...-265



## CADDY JR

**art. nr.** 602622  
**color** blue/white  
**level** expert  
**last** Junior Racing  
**shell** SL  
**liner**

- Junior Team liner
- Self-shaping footbed
- 40 mm velcro strap

**buckles**

- 4 plastic buckles

**features**

- Jr Racing flex tuning
- Adult norm (from size 220)

**flex index** 60  
**sizes** 200-210-220-225-...-265



JUNIOR

56



**EDGE J2**

art. nr. | color 602670 | black/white  
 602675 | trsp. white/purple  
 601672 | white/red

level beginner  
 last Junior  
 shell SL  
 liner • Junior liner  
 • Tongue handle  
 • Comfort footbed

buckles 2 plastic buckles  
 features • Easy Entry shell construction  
 • Kids' SkiWalk  
 • Junior norm  
 • Design-Your-Boot stickers

sizes 195-205-215-225



**EDGE J3**

art. nr. | color 602650 | black/white  
 602655 | trsp. white/purple  
 601652 | white/red

level intermediate  
 last Junior  
 shell SL  
 liner • Junior liner  
 • Tongue handle  
 • Comfort footbed

buckles 3 plastic buckles  
 features • Easy Entry shell construction  
 • SoftWalk heel  
 • Adult norm

sizes 230-235-...-265

# HIGH BPS.

GROWING UP, A KID GOES THROUGH MORE BOOTS PER SEASON THAN EVEN THE MOST PROFESSIONAL ATHLETES.

But fast growing feet is by far not what defines youth. It's progression. To support our kids' ambitions, we make our boots both cosy and competitive. Because kids learn best when they're having fun.



**EDGE J1**

art. nr. | color 602690 | black/white  
 602695 | trsp. white/purple  
 601692 | white/red

level beginner  
 last Junior  
 shell SL  
 liner • Junior liner  
 • Tongue handle  
 • Comfort footbed

buckles 1 plastic buckle  
 features • Easy Entry shell construction  
 • Kids' SkiWalk  
 • Junior norm  
 • Design-Your-Boot stickers

sizes 155-165-175-185

## COOL COLLATERAL

McDonalds made a fortune by asking: «Do you want fries with that burger?»

Chances are if someone thinks HEAD skis are cool, he/she'll also buy a bag, a pair of poles or even some clothing to match. Don't let this opportunity pass you by.



# ACCESSORIES

**Carbon Pure**

art. nr. 381042  
 color carbon anthracite/silver/red  
 Ø Carbon 11 mm  
 lengths 105 - 135 cm  
 features

- Positive angle safety thermo grip with matt chrome finish
- Carbide flex tip
- Vision 50 mm race basket



**WC Super G**

art. nr. 381021  
 color white/black/red  
 Ø 18 mm/bent  
 lengths 105 - 135 cm  
 features

- 7075 Aluminum
- Soft downhill grip
- 40 mm race strap
- DH & SG cone basket
- Carbide tip



**IT'S IN YOUR HANDS.**

Everyone needs poles > Everyone needs new poles to match their new skis and/or boots > Everyone loses or breaks poles > Back to start.

**Supershape SL**

art. nr. 381031  
 color white/red/black  
 Ø 18 mm  
 lengths 105 - 135 cm  
 features

- 7075 Aluminum
- Soft downhill grip
- Race strap
- 50 mm race basket
- Carbide tip



**Supershape VIP**

art. nr. 381131  
 color black/silver/orange  
 Ø 16 mm AIR FOIL  
 lengths 105 - 135 cm  
 features

- Air Foil profile
- 7075 Aluminum
- Positive angle safety thermo grip with matt chrome finish
- Carbide tip
- 50 mm race basket



**GTO**

art. nr. 381142  
 color orange/white/blue  
 Ø 18 mm/bent  
 lengths 120 - 140 cm  
 features


- 7075 Aluminum
- Positive angle safety bi-injected soft grip white
- Race strap
- 50 mm race basket
- Carbide tip



**SuperREV Vario**

art. nr. 381512  
 color black/anthracite/silver/red  
 Ø 16/14 mm  
 lengths adj. 110 - 140 cm (Packing 84 cm)  
 features

- Two-part telescope pole with speed lock
- Positive angle safety bi-injected soft grip
- Carbide flex tip
- Vision 50 mm race basket and additional 95 mm powder basket



**fat&INK**

art. nr. 381332  
 color multicolor  
 Ø 22 mm not tapered  
 lengths 135 cm only  
 features

- Cut-to-fit
- 22 mm not tapered
- Machined barrel tip with basket thread and carbide tip
- 2 changeable baskets (50 & 92 mm)
- Transparent barrel pipe grip without strap



**multi S**

art. nr. 381112 color silver  
 381122 color black  
 Ø 18 mm  
 lengths 105 - 135 cm  
 features

- 5083 Aluminum
- Bi-Injected grip
- Automatic strap
- 50 mm race basket
- Star steel tip



**multi**

art. nr. 381212 color black/red/white  
 381222 color silver/black/blue  
 381232 color anthracite/silver/black  
 Ø 18 mm  
 lengths 105 - 135 cm  
 features

- 5086 Aluminum
- Ergo PE grip
- Automatic strap
- 50 mm race basket
- Star steel tip



**MYA black/white/teal**

- art. nr. 381602  
 color black/white/teal  
 Ø 16 mm  
 lengths 110 - 130 cm  
 features • 7075 Aluminum  
 • Women specific positive angle safety thermo grip with matt chrome finish  
 • 50 mm race basket  
 • Ice steel tip



**MYA white/black/purple**

- art. nr. 381672  
 color white/black/purple  
 Ø 16 mm  
 lengths 105 - 125 cm  
 features • 5086 Aluminum  
 • Women's SBS soft grip  
 • Automatic strap  
 • 50 mm race basket  
 • Star steel tip



**WC Supershape SG Junior**

- art. nr. 381321  
 color white/black/red  
 Ø 16 mm/bent  
 lengths 90 - 110 cm  
 features • 5086 Aluminum  
 • Soft downhill grip  
 • Buckle strap  
 • 40 mm DH & SG cone basket  
 • Steel tip



**Supershape Team**

- art. nr. 381371  
 color white/red/black  
 Ø 14 mm  
 lengths 70 - 110 cm  
 features • 5086 Aluminum  
 • Kids' grip  
 • Buckle strap  
 • 50 mm race basket  
 • Steel tip



**INK Team**

- art. nr. 381362  
 color white/multicolor  
 Ø 14 mm  
 lengths 70 - 110 cm  
 features • 5086 Aluminum  
 • Kids' grip  
 • Buckle strap  
 • 50 mm race basket  
 • Steel tip



**MYA girl**

- art. nr. 381382  
 color blue/pink  
 Ø 14 mm  
 lengths 70 - 110 cm  
 features • 5086 Aluminum  
 • Kids' grip  
 • Buckle strap  
 • 50 mm race basket  
 • Steel tip



**EQUIPMENT FOR YOUR EQUIPMENT.**

**DO YOU WANT A BAG WITH THOSE SKIS?**  
 The best equipment needs the best protection. And here's another sales pitch: «So you know how to get down the mountain in style. How about getting up there?» - Beyond that, putting a HEAD Rebel bag down in the hotel lobby you'll be looking so Pro, they might actually forget to check on your minibar.



**REBELS' TRAVELBAG**

- art. Nr. 383502  
 dimensions 84 x 34 x 40 cm  
 volume 74 l

- description**
- Big wheelie bag for ski pros and world travellers
  - Long red stowable pull handle for easy carrying
  - Large additional compartment at the top
  - Big zippered compartment in top part, two zipper compartments in lower part
  - Special base fabric
  - Padded heavy-duty casing
  - Red lining

**REBELS' RACING BACKPACK**

- art. Nr. 383632  
 dimensions 40 x 54 x 28 cm  
 volume 50 l

- description**
- Big backpack for racers, coaches and tech-reps
  - Anatomically designed back padding with fully adjustable padded dorsal strap system
  - Various utility compartments
  - Red lining



**REBELS' BACKPACK**

- art. Nr. 383532  
 dimensions 32 x 49 x 18 cm  
 volume 18 l

- description**
- Daypack for freeskiers with integrated moulded and fleece lined goggle pocket
  - Anatomically designed back padding with fully adjustable padded dorsal strap system
  - Water and dirt repellent bottom fabric
  - 4 diagonal straps for ski, snowboard, snowshoes, ice axe, and poles
  - Red lining



**REBELS' DOUBLE SKI BAG**

- art. Nr. 383522  
 dimensions 195 x 18 x 28 cm  
 volume 80 l

- description**
- Protective bag for 2 pairs
  - Two wheels for carrying comfort
  - Water and dirt repellent bottom fabric
  - Padded main compartment with two buckled, easy-to-adjust compression straps
  - Red lining

**HEATABLE SKI BOOT BACKPACK**

- art. Nr. 383542  
 dimensions 25 x 43 x 38 cm  
 volume 40 l

- description**
- Heated boot backpack
  - Comfortable handles and stowable padded backpack straps
  - Various small zippered pockets for goggles, socks, bottles, gloves, clothing
  - Adjustable helmet holder
  - Four way controller switch with house (110V or 220V) DC plug in and automotive cable plug in (12V) AC
  - Three temperature settings: Hot (70°C/150°F), Dry (60°C/130°F) or Warm (50°C/122°F)





### SKI TRAVELBAG

art. Nr.  
383702  
dimensions  
72 x 33 x 35 cm  
volume  
83 l

**description**

- Big wheelle bag with large main and various small compartments
- Stowable pull handle
- Business card window and high quality wheels
- Heavy duty zippers
- Green lining



### SKI DAYPACK

art. Nr.  
383742  
dimensions  
34 x 25 x 48 cm  
volume  
23 l

**description**

- Daypack with zippered main and an external compartment
- Ergonomic mesh back padding
- Mesh water bottle pocket
- Organizer on front compartment
- Chest strap
- Green lining



### SINGLE SKI BAG

art. Nr.  
383712  
dimensions  
170 (+20) x 25 x 15 cm  
volume  
71 l

**description**

- Protective Skibag for one pair of skis
- Length 170 cm - extendable to 190 cm
- Equipped with two buckled, easy-to-adjust compression straps and a comfortable carrying strap
- Green lining

### DOUBLE SKI BAG

art. Nr.  
383732  
dimensions  
175 (+20) x 38 x 15 cm  
volume  
88 l

**description**

- Protective bag for two pairs of skis
- Extendable to a length of 195 cm
- Equipped with two buckled, easy-to-adjust compression straps and a comfortable carrying strap
- Green lining



### WOMEN'S TRAVELBAG

art. Nr.  
383802  
dimensions  
64 x 37 x 32 cm  
volume  
70 l

**description**

- Women-specific wheelle bag with telescope handle for easy pulling
- Large zippered main compartment and various inner and outer compartments
- Whole bag faux leather
- Turquoise embroidery and lining
- Rivets on front



### WOMEN'S BOOT BAG

art. Nr.  
383832  
dimensions  
40 x 38 x 27 cm  
volume  
37 l

**description**

- Boot bag for one pair of boots
- Ergonomic shoulder strap
- Zippered main and external compartment
- Turquoise embroidery and lining
- Rivets on front

### WOMEN'S SINGLE SKI BAG

art. Nr.  
383812  
dimensions  
192 x 24 x 12 cm  
volume  
60 l

**description**

- A women-specific skibag for one pair of skis
- Comfortable carrying straps and solid compression straps
- Turquoise embroidery and lining
- Rivets on front



### WOMEN'S HANDBAG

art. Nr.  
383822  
dimensions  
36 x 28 x 15 cm  
volume  
9 l

**description**

- Small handbag with adjustable shoulder straps
- Zippered main compartment and a small outside compartment
- Small zippered inner pocket
- Turquoise embroidery and lining
- Rivets on front



### BOOT BAG

art. Nr.  
383752  
dimensions  
40 x 27 x 40 cm  
volume  
27 l

**description**

- Shapely boot-carry-on-bag with comfortable handles and shoulder strap
- Zippered main and external compartment
- Green lining



### BOOT BACKPACK

art. Nr.  
383762  
dimensions  
35 x 23 x 40 cm  
volume  
33 l

**description**

- Roomy zippered compartment and external zippered pouch
- Backing ergonomically padded
- Green lining



### WALLET

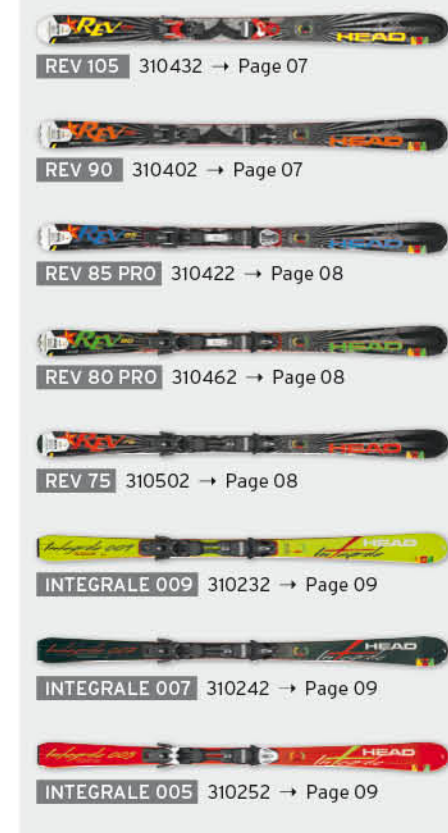
art. Nr.  
383772

**description**

- Slick wallet with change and credit card compartment




ALLRIDE



RACING




HIGH SPEED



SPEED




REAL MEN



WOMEN



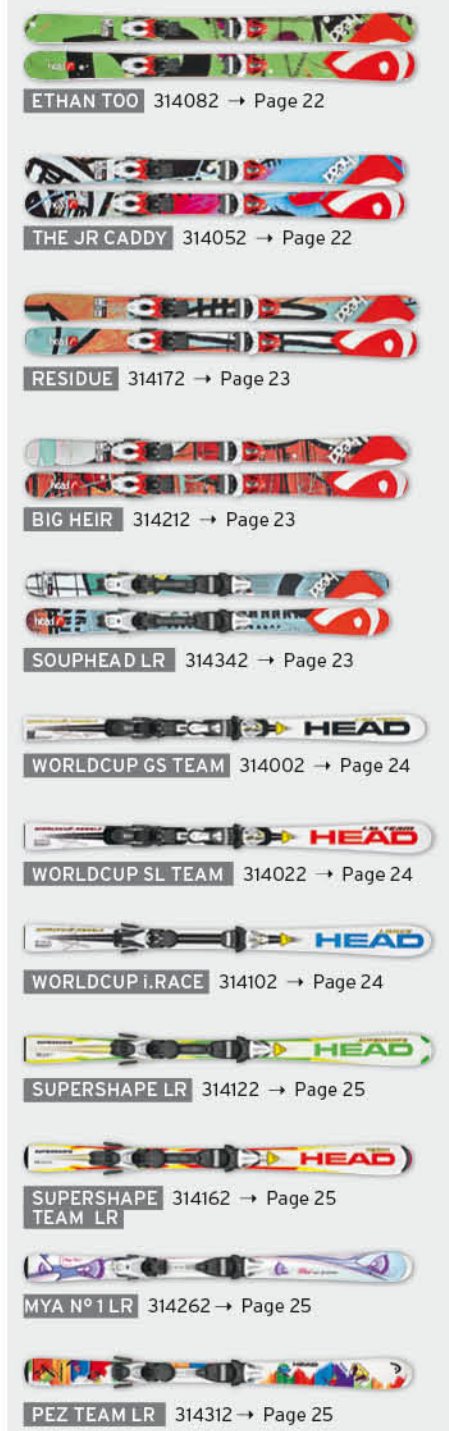
BIG MOUNTAIN




FREESTYLE



JUNIOR




RACING



ALL MOUNTAIN PERFORMANCE



ALL MOUNTAIN COMFORT



FREESKI



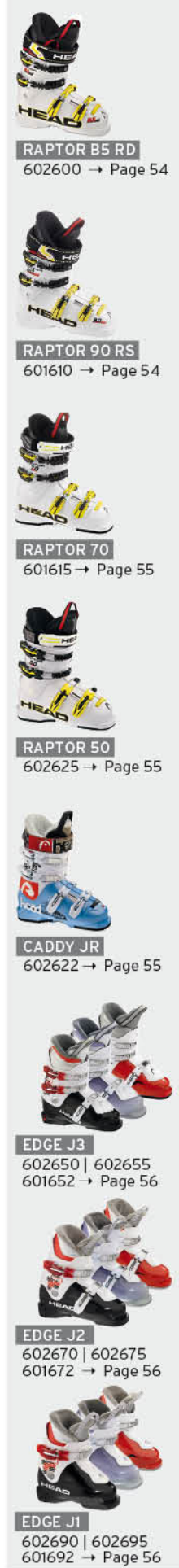
ALL-DAY




WOMEN



JUNIOR



RACING



GTO



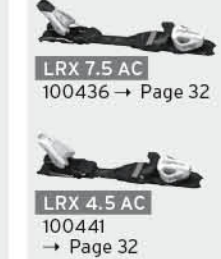
POWERRAIL



FREESKI




LITERAIL



LIGHT DIAGONAL/SUPERLIGHT



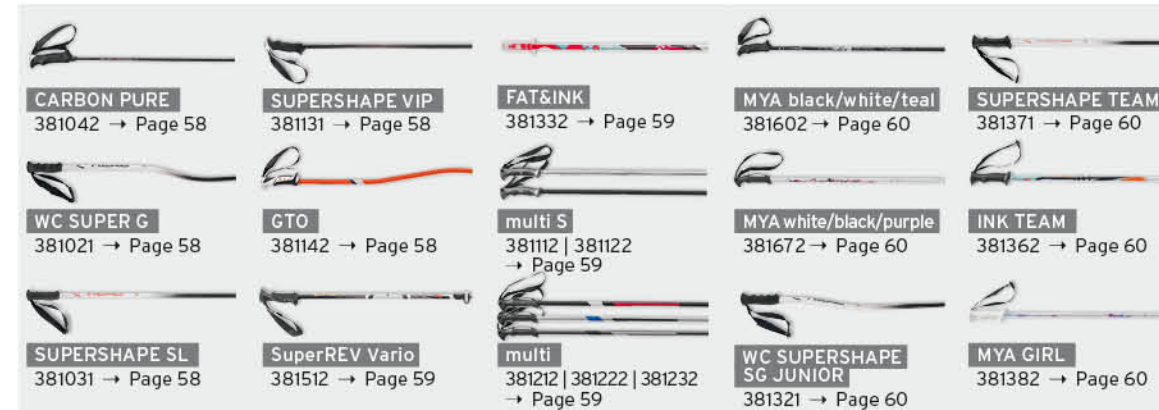
WOMEN




JUNIOR



SKI POLES



REBELS' LINE



PERFORMANCE LINE



WOMEN'S LINE



BAGS

SKIS

- KERS:** A computerized piezoelectronic device that stores ski energy and releases it at the end of each turn. In reality, it's a turbo charger for your skis. See page 10
- Intelligence™ Technology:** Piezoelectric fibers that absorb vibrations at the speed of light. As you ski faster, the Intelligence™ stiffens the ski to increase stability. It adapts to where and how you ski.
- Intelligence™ Chip Technology:** With Intelligence™ Chip Technology the electrical energy produced by the Intellifibers is not just recycled but accumulated and released bit by bit through a pre-programmed chip.
- Intellirise:** Intelligence™ Technology wisely placed in the forebody of our rockered skis. This counteracts the vibrations that are often felt in rockered tips.
- ERA 3.0:** A masterful blend of three independently important technologies the electrical energy produced by the Intellifibers is not just recycled but accumulated and released bit by bit through a pre-programmed chip.
- Worldcup Sandwich Construction:** The basic construction invented by Howard Head in the 1940's, perfected and hand built by the finest ski technicians in the modern world. The vertical laminate wood core is embraced by speedfreak phenolic sidewalls and the finest Titanal. This is the fastest construction on the planet. Period.
- Sandwich Cap Construction:** We take the basic framework from the world cup sandwich and place a cap that just wraps over the top edge of the sidewall to make the ski more suitable for all mountain skiing. Bomber construction with a rounded top edge makes for one incredible allcountry ski.
- Sandwich Twintip Construction:** We blend a full vertical laminate wood core for durability and add our bomber Independent Suspension System for killing chatter. Pipe, park, big mountains, whatever, bring 'em on and let this construction rip.
- AIRCOAT Superlight Twintip Construction:** For kids who want to spin their first 7, we found the perfect fiberglass for catching air - Aircoat. This twin tip construction is designed specifically for the lighter weight skier to become the skier of tomorrow.
- Twintip Construction:** A vertically laminated wood core, surrounded by a sock of fiberglass and covered by a durable topsheet. This forging twin tip construction is slightly softer than our sandwich twin tip layup, making it better for learning pipe and park tricks.
- Wood Core Cap Construction:** A vertically laminated wood core, surrounded by a sock of fiberglass and covered by a durable topsheet. This forging construction is slightly softer than our sandwich cap making it ideal for ramping up the learning curve.
- X-Frame Construction:** This is the X-factor for our kids. Extra specific 3D geometry for an optimum of performance and loads of fun for every youngster.
- Race structured UHM C base:** The highest quality, fastest base and finish known to man. The technicians who build the skis for our World Cup Rebels use the same material and machines to put this scary fast base and structure into your skis.
- Structured UHM C base:** The same high quality material used in HEAD's world-leading race skis is used here. Different structured running base for all conditions.
- Highly transparent UHM C Base:** A high-density, determinedly durable base that allows gorgeous graphic details to shine through. The perfect combination of fashion and function.
- UHM C Base:** Our highly durable base material for getting the job done well. Not flashy, but steady and stable. The kind of base that will last for years.
- Diecut UHM C Base:** This durable workhorse base material is dedicated to all country skiing. Diecuts are added for flare.
- E Base black:** Basic black never goes out of style, and it's always durable. Easy gliding is everyone's friend.
- Rebel Camber:** Two years ago, it was rebellious to have rocker. Now, it's rebellious to have camber. With Rebel Camber, we feature explosive acceleration and excellent edge grip for the World Cup Rebel inside you.
- Diffusor:** Ridges in the tail of our X-shape skis that direct energy to the end of the ski. Like the diffusor on cars, this sticks the ski into the snow at the end of the turn and boosts skiers all over the mountain.
- Power Carbon Jacket:** A PU injected core that is wrapped in a layer of carbon fibers. This lightweight construction allows for a soft longitudinal flex coupled with a stiff, responsive torsional flex. It delivers an easy-to-use but impressively responsive ski.
- Nano Stone Inlay:** This fascinating thinly cut stone, light as a feather provides a highly unique value as every ski is different... and YES! It's real stone.
- Metal Power Tubes:** Premium features for premium skis. Metal power tubes enable a perfect power transmission from edge to edge. Maximum performance and grip right underneath your foot. Just as you want it!
- Tuffwall:** Impact resistant ABS sidewalls. While maintaining responsiveness, Tuffwalls are designed to take a beating.
- FRMO:** For real men only: Intelligence Technology, Sandwich cap construction and race structured UHM C base.
- Multi-dimensional Shape:** Just as the name implies this shape is neither two dimensional nor 3D - it's multi! The multi-dimensional shape provides a totally new and different skiing experience with a major focus on easy turn initiation.
- RD Racing Top Sheet:** A thinner topsheet material designed to maximize responsiveness. Exclusive to our RD skis.
- Structured Surface:** An extra-durable topsheet with a structured exterior. Designed to hold up against the most extreme abuse.
- Progressive Radius:** Sidecut dimensions and shapes, designed exclusively by HEAD, that deliver the maximum amount of tip-to-tail edge contact. This provides not only stability, but turns that take the fun meter to new highs.
- TNT Rocker:** Tip and tail rocker combined with regular camber underfoot. This combination creates a surfy feel in powder while maintaining hard snow versatility. 40% rocker - 60% camber.
- TTS (Tip & Tail Stabilizer System):** A stabilizing exoskeleton which adds torsional stiffness to rockered tips and tails. This feature is unique to HEAD and increases performance in everything from crud and hard snow.
- Allride Rocker:** Rocker that is equally at home on bulletproof snow as it is in powder. This profile uses early rise in the tip with regular camber throughout the rest of the ski. 20% rocker - 80% camber.
- PNP Rocker:** Our Park and Pipe Rocker incorporates tip and tail rise with regular camber underfoot. PNP gives skis a significant amount of pop and energy for boosting tricks. 30% Rocker - 70% Camber.
- ISS - Independent Suspension System:** Elastomeric vibration killers located in the tip, tail and underfoot. The elastomers quiet the vibrations that are commonly associated with rockered skis. Underfoot, the vibrations are dampened to provide the skier with a smooth ride.

BINDINGS

- AERO Toe:** The Performance Toe which is used in alpine ski racing. Due to higher release forces vertically than horizontally these toes hold up to the high backward lean forces occurring in racing. Our athletes trust in them!
- LX Toe:** The performance oriented LX toe defines stability and power, much as a strong and tough bull would extremely durable and absolutely reliable. See page 32
- SX Toe:** The kinematic improvements are reflected in the product design of the SX toe as well. With its high cheek bones it reminds of a fox - smart, spry, agile and very clever.
- SX Junior Toe:** The innovative kinematics of HEAD's LX and SX adult line provide advantages in performance and stability for the SX Junior line for young speedsters as well. See page 35
- SX Kid Toe:** With the SX kid toe for up-and-comers and integrated innovative LX/SX kinematics ski steering now requires even less effort. See page 35
- Race Diagonal:** Diagonal Toe tuned for racing purposes. Due to its higher release force vertically than horizontally, it holds up to the high backward lean forces in racing.
- Full Diagonal:** Intelligent 180° release both horizontally and vertically of the Diagonal Toe and therefore ensures maximum safety in backward twisting-fall situations.
- TRP - TYROLIA Roller Pincer System:** The TYROLIA Roller Pincer Toe System (TRP System) of the HEAD bindings with its four rollers and gliding inserts ensure a 180° release and exact centering of the ski boot. The TRP system reduces the load on knees and ligaments and improves performance considerably.
- ABS - Anti Blocking System:** The exclusive TYROLIA technology of the ABS continuous band allows the boot to move out of the binding almost without any friction, hence delivering maximum safety in case of icing up, dirt and boot wear.
- Teflon Wide:** The wide Teflon® insert ensures better force transmission, more stability and therefore optimal performance.
- AFS - Anti Friction Slider:** New weight optimized adapter for gliding insert at Power Bindings for reduced friction, constant release values and maximum safety.
- AFS Junior:** The innovative mechanical Anti Friction Slider (AFS) automatically adjusts to the boot sole height, compensating A/C standards as well as height differences due to icing up, dirt or boot wear.
- Freeflex Pro:** Best performance enabled by the innovative Freeflex Pro System. The free-gliding heel allows the ski to bend through unimpeded and to retain its natural dynamics. Due to the reduced stand height, the Freeflex band is now much closer to the ski boot. Constant release values reduce the risk of injury and ensure safe ski steering.
- PowerRail:** The unrivalled technology for retail, demo & rental by the well-received rail system on a modular basis provides easiest handling, maximum flexibility, optimized performance, perfect match, more stability and durability.
- LiteRail:** LiteRail is the ultimate system for both retail and the rental sector as well. LiteRail is demo suitable, high end Rental suitable, season rental suitable and can be used for all flat skis. Due to three different mid parts, LiteRail covers boot sole lengths ranging from 199 to 347 mm. Covering this large mounting range LiteRail is perfectly suited for kids, juniors as well as adults.
- Race Pro Heel:** The stand height was reduced according to the actual FIS rules. An increased contact area reduces friction and provides constant forward pressure in all skiing situations.
- Race Lite Heel:** The lighter variant of the Race Pro Heel for young up-and-comers and speed stars of tomorrow.
- Light Diagonal Heel:** The Light Diagonal Heel provides maximum safety with a 150° release. Thus, pressure on the knee and ligaments upon twisting forward falls and the risk of injury are reduced.
- SX Heel:** Based on new kinematics the ski boot is precisely secure in the binding. This ensures exact and more direct power transmission from boot to edge. See page 32
- SL Lite Heel:** Weight optimized toe for junior and light-weight skiers with proven safety features of the HEAD/TYROLIA binding technology.
- SX Jr. Heel:** The new junior heel with improved kinematics to increase safety and performance for junior skiers.
- SX Kid Heel:** The SX Kid heel provides the little ones with the best in the latest technologies and safety standards for binding innovation and integrates the new kinematics for the younger set, too. Because safety is paramount, always.
- Brakes:** HEAD offers brakes with different width for optimal fit on wider skis and fat skis up to 150 mm ski width in the brake area. Some binding models are delivered without brake - "w/o brake"- to avoid brake exchange later on.
- Dura-Coating:** Scratch resistant Electrostatic Powder Coating provides environmentally friendly design, optimal durability and a variety of possible colors and color combinations.
- Solid Colored:** Solid colored plastic parts are not coated with a separate color layer. Instead, the color has been added to the plastic granulate already. Thus, those parts are absolutely scratch resistant and durable but less color options are available.

BASES / PLATES

- Raceplate RDX:** The Raceplate RDX is the proven plate for outstanding race performance and an increased additional stand height of 14.5mm. Dampener, a two-piece flex system and oblong holes maintain ski flexibility and provide increased torsion stability, control and edge grip.
- Speedflex Plate:** The new free gliding speedflex plate provides an additional stand height of 13 mm and the impact on ski flex is greatly reduced. Dampener, oblong holes and the new designed super flex system support Freeflex and maintain ski flexibility. Additional metal brackets provide increased edge grip, torsion stability and control.
- Raceplate Junior:** It provides an additional stand height of 11.5 mm. Oblong Holes and a two-piece flex system support Freeflex and maintain ski flexibility. It provides increased torsion stability, control and edge grip although being super light. Pre drilled mounting holes make it easier to mount the binding without drilling.
- Junior Race Plate 11:** It provides an additional stand height of 11mm and covers boot sole lengths from 251-332 mm. Oblong Holes and a two-piece flex system support Freeflex and maintain ski flexibility. It provides increased torsion stability, control and edge grip although being super light. Pre drilled mounting holes make it easier to mount the binding without drilling.
- PowerRail Standard Base:** The standard PowerRail Base consists of a monoblock base body, a cover, and an inlaid toothed area which can be color matched to the ski design. For unhindered natural ski flex, the base is secured by one fixed pair of screws, and three free-gliding pairs of screws. This ensures the base safely adapts to the flex of the ski.
- PowerRail Pro Base:** The high-end variant, PowerRail Pro, is equipped with an additional Freeflex band which links both toothed areas at the toe and the heel side of the base. Therefore, toe and heel piece can glide on the base unhindered. This additional "Double Freeflex Function" ensures fewer impediments of the natural ski flex, constant release values and better edge grip.

BOOTS

LINERS

- Pro Liners:** Pro Series are thin and very supportive liners developed to assure maximum wrapping and extreme high performance. They come with a stretchy upper material, thermo-moldable ankle inserts and a rear sliding insert.
- SuperHeat (SH) Liners:** High performance liner featuring self-adaptive padding in ankle, heel and tongue. Multi-component construction allows the liner to adapt to your feet, ensuring maximum power transmission.
- HeatFit (HF) Liners:** Multi-component liners with moldable inserts in liner and tongue. 5 minutes of heating, is all that is required, to make the lining adapting and get the perfect precision and comfort.
- Quick Entry Liners:** These liners come with a unique easy entry construction in the fore foot. Developed both for skiing and walking, Quick Entry liners always feel extremely comfortable.
- Double Power Velcro Strap:** Developed and patented by HEAD, this velcro strap uses a double-pulley system, which gives 100% more closing power, by reducing the effort needed by 50%. The length of the Double Power Velcro can be customized to "wide" or "narrow" by choosing between the internal or external ring. The result is exceptional support through the shaft of the boot.
- Double Power Booster Velcro:** The strap of the Double Power Booster Velcro works as a double pulley for better closure and a tighter wrapping on the cuff. The elastic Booster strap allows more dynamic response on the boot. The result is more precise transmission and faster ski reaction. See page 38

BUCKLES

- Spineflex buckle:** A revolutionary buckle concept with a flexible element and a constant closure point. The flexible element allows the buckle to adapt to the shell profile. The constant closure point increases the overlap between the shell flaps and reduces pressure points. The increased comfort and precision results in better performance. See page 39
- Spine-Tech buckle:** The Spine-Tech buckle features a constant traction closure point. This translates into a reduction in pressure points, an increased overlap between shell flaps, more comfort, and more precision.
- Double Power lever:** The Double Power lever reduces the effort needed to close the buckle by 50%. Developed and patented by HEAD.
- Double Power Spineflex buckle:** Spineflex buckle featuring Double Power lever.
- Double Power Spine-Tech buckle:** Spine-tech buckle featuring Double Power lever.
- Wide-Body buckle:** Oversize buckle designed for an extreme ease of use. The fastest way to close the Boot's cuff.
- Supermacro ratchet:** An adjustable, ratcheted toothplate that provides 28 mm of calf-adjustment.

FEATURES

- Tri(Bi)-Inj. frame:** A high performance, multi-density shell that optimizes easy entry, foot wrapping, comfort and energy transmission.
- Energy frame:** Specifically designed to reinforce the EDGE line shell structure, the Energy Frame lands more stability and performance to the boot.
- Power Control frame:** Designed to reinforce the Cube3 line shell structure in order to give more stability and performance to the boot
- Easy Entry Shell Design:** Located in the throat of the boot, 4 channels are cut into the plastic to reduce the thickness of the material and thus provide smoother entry and better wrapping to the foot.
- Easy Entry Shell Construction:** Front plate easy opening construction to let the youngest get in smoothly.
- Flex Stance Tuning:** Screw mechanism with a plate support on the spine of the cuff. By adding the screw(s) the link between shell and cuff becomes stronger and the flex of the boot stiffer. It also works as a forward lean adjuster.
- Flex Tuning:** A screw mechanism on the spine of the cuff that links shell and cuff. To get a softer flex, the screw(s) can be replaced by the plastic caps included in the box.
- Stiffer/Softer Flex Adjustment:** It's an adjustment placed on the spine of the cuff to select between a stiffer or softer flex depending on snow condition and level of skiing.
- Adjustable Rear Spoiler:** Height adjustable spoiler increases rearward support as it's raised.
- Double Adjustable Profile:** A double mechanism in the upper rear part of the boot which adapts the circumference of the cuff up to 1 cm to fit individual anatomical needs. Located on the either side of the cuff's spine, this mechanism allows the cuff to adjust up to 1 cm to better fit the anatomical needs of skier.
- Integrated AutoSkiWalk (ASW):** HEAD patented integrated device which automatically switches between skiing and walking position when stepping in or out of the bindings.
- SoftWalk Heel + Grip System:** HEAD patented cushion positioned in the heel for shock absorption and smoother heel striker, without compromising the performance. The grip system is a rubber insert which provides grip for walking on slippery surfaces.
- Adaptive Fit Technology:** HEAD patented mechanism in the sole which allows the user to change the width of the boot from 104 to 102 mm with one turn of a screw. See page 43
- Shock Absorbion Wedge:** A rubberized foot board that allows for smoother riding over varied terrain and shock-free landings.
- Women Specific Supportive Heel Option:** A heel lift developed exclusively for women to be placed into the boot for optimized heel retention and maximum comfort.
- Adjustable Wedge Arch Support:** Internal wedge with ON-OFF mechanism customizing the arch of the foot depending on its anatomy.

## HEAD UNITS

**AUSTRIA**  
HEAD Austria GmbH  
Tyroliaplatz 1  
2320 Schwwechat  
Austria

T. +43 1 701 79 0  
E. info@at.head.com

**CANADA**  
HEAD Canada Inc  
P.O. Box 3620  
Station Main  
Guelph, Ontario N1H 7H1  
Canada

T. +1 519 822 15 76  
E. info@ca.head.com

**FRANCE**  
HEAD France  
ZA les Condamines  
Bresson BP 29  
38320 Eybens  
France

T. +33 476 62 69 00  
E. standard@fr.head.com

**GERMANY**  
HEAD Germany GmbH  
Velaskostr. 8  
85622 Feldkirchen  
Germany

T. +49 89 90 99 95 0  
E. info@de.head.com

**ITALY**  
HEAD International  
c/o MARES SPA  
Salita Bonsen, 4  
San Pietro di Novella  
16035 Rapallo (GE)  
Italy

T. +39 0185 2011  
E. info-head@it.head.com

**JAPAN**  
HTM Sports Japan K.K.  
3-27 Kanda-Jimbocho  
Chiyoda-ku  
Tokyo 101-0051  
Japan

T. +81 3 3221 7921  
E. sales100@htm-sports.co.jp

**SPAIN**  
HEAD SPAIN S.L.  
Roger 65-67 5a  
08028 Barcelona  
Spain

T. +34 93 409 20 80  
E. info@es.head.com

**SWITZERLAND**  
HEAD Switzerland AG  
Ruessenstrasse 16  
6342 Baar  
Switzerland

T. +41 41 767 07 07  
E. info@ch.head.com

**UNITED KINGDOM**  
HEAD UK Ltd  
2 Beezon Road  
Kendal, Cumbria  
LA9 6BW  
UK

T. +44 15 39 72 47 40  
E. info@uk.head.com

**USA**  
HEAD USA Inc.  
Shore Pointe  
1 Selleck St.  
Norwalk, CT 06855  
USA

T. +1 800 874 3235  
E. ski@us.head.com

## HEAD TRADE

**HEAD International**  
HEAD International GmbH  
Wuhrkopfweg 1  
6921 Kennelbach  
Austria

T. +43 55 74 608 0  
E. trade@head.com

**ARGENTINA**  
Sports & Adventure S.A.  
T. +54 11 6320 3400  
E. administracionventas@  
grupovivietes.com

**AUSTRALIA**  
Rosbert International  
T. +61 2 952 67 800  
E. rosbert@rosbert.com.au

**BELARUS**  
ZAO ELITE SPORTS  
T. +375 29 6206131  
E. tatiana@cast.by

**BENELUX**  
SumWin BV  
T. +31 180 331 700  
E. sales@sum-win.com

**BULGARIA**  
Miras-Krastevi LTD  
T. +359 32 640680  
E. office@miras-sport.com

**CHILE**  
Inver Tech Ltda  
T. +56 2 681 23 08  
E. pzunino@inverttech.cl

**CHINA**  
MAS Ski Equipment Limited  
T. +86 10 8472 0338  
E. head@masl.biz

**CROATIA**  
Alca Zagreb trgovacko d.o.o.  
T. +385 1 2481111  
E. ines.kastelan@hr.alcagroup.com

**CZECH REPUBLIC**  
Aspen Sport A.S.  
T. +420 2 67 28 11 11  
E. info@head.cz

**DENMARK**  
Cool Sport ApS  
Claus Ketterle  
T. +45 8853 7777  
E. ck@coolsport.dk

**FINLAND**  
Oy Anglo Nordic AB  
T. +358 9 4153 5300  
E. tapani.vartiainen@anglo.fi

**GREECE**  
Parnass Ski  
T. +30 2670 22646  
E. parnas-ski@otenet.gr

**HUNGARY**  
WINTERSPORT Co. Ltd.  
T. +36 1 437 0181  
E. toth.etre@tandtspor.hu

**ICELAND**  
Utivera EHF T/A Everest  
T. +354 533 44 50  
E. everest@everest.is

**KAZAKHSTAN**  
Intelli Sport  
T. +7 333 21 777 08  
E. intelli.sports@gmail.com

**LEBANON**  
Mike Sport  
T. +961 1 8888 55  
E. mispo@mikesport.com

**MAZEDONIA**  
Elteh Dooel Skopje  
T. +389 23 298 259  
E. borce@elteh.com.mk

**NEW ZEALAND**  
Allsports Distribution Ltd  
T. +64 7 377 1033  
E. info@allsports.co.nz

**NORWAY**  
Gresvig AS  
T. +47 23 35 85 00  
E. christopher.rogge@gresvig.no

**POLAND**  
Cool Sport  
T. +48 501 402 268  
E. cool@coolsport.pl

**ROMANIA**  
S.C. Sport Intercom S.R.L.  
T. +40 21 224 5419  
E. adina@head-sport.ro

**RUSSIA**  
Girvas Sport  
T. +7 499 171 44 65  
E. m.teplov@girvas.ru

**SLOVAKIA**  
Aspen SK  
T. +421 248291522  
E. katarina.kollarova@head.sk

**SOUTH KOREA**  
Alchemist  
T. +82 31 796 8062  
E. alchemist.kr@gmail.com

**SWEDEN**  
Interski AB  
T. +46 647 5 06 10  
E. micke@interski.se

**TURKEY**  
Sportive Spor  
T. +90 212 4817636  
E. hakant@toksozspor.com

**UKRAINE**  
SPORT LIDER LTD.  
T. +380 50 331 8868  
E. viktor@eltrade.com.ua

